

PHARMACEUTICAL BENEFITS  
UNDER  
STATE MEDICAL ASSISTANCE PROGRAMS

Compiled

by the

NATIONAL PHARMACEUTICAL COUNCIL  
1030 Fifteenth Street, N.W.  
Washington, D.C. 20005



The National Pharmaceutical Council is composed of 27 companies engaged principally in the manufacture of prescription drugs. It was organized in 1953 with the objective of promoting optimum professional standards and assuring the public of high quality pharmaceutical products.

With the rapid expansion of state medical assistance programs, NPC has become increasingly interested in the levels of medical care made available to patients receiving benefits under such programs. The Council shares the prevailing view of public health and welfare officials that these patients should receive the same quality of medical care as do other patients in the community. It also is our view that this concept applies equally to the quality of drug products which may be prescribed and administered under medical assistance programs.

We believe that we may be of some assistance by providing information and reference material in consolidated form on present programs. We also want to be of service to welfare and public health officials in the development, implementation and operation of the soundest possible drug program in each state.

To this end, we continue to make state-by-state reviews of medical assistance programs which are reflected in the current compilation.

This revision of "Pharmaceutical Benefits Under State Medical Assistance Programs" includes the many changes which have resulted

from the implementation of Title XIX of PL 89-97( enacted as the Social Security Act Amendments of 1965) by some 52 jurisdictions as well as changes made in state programs operating under earlier Social Security Titles. If any errors or omissions are noted we would appreciate being notified as we want the compilation to be as accurate and as helpful as possible.

We acknowledge with appreciation the cooperation and assistance of the many state program officials and their staffs, state pharmaceutical associations, medical societies, and others in supplying data on their state programs.

The Council also recognizes the important liaison which has been established between public assistance officials and executives of many professional associations, and offers its services in the furtherance of these relationships and our mutual objectives.

NPC PRINCIPLES ON WELFARE DRUGS

The National Pharmaceutical Council supports the position that patients receiving assistance under welfare programs should receive the same quality of drug products as other patients.

The Council endorses the following principles as being in the best interest of patients receiving pharmaceutical services under welfare programs:

1. Physician's Prerogative. The physician's discretion to prescribe medication for patients under welfare programs should be the same as for his other patients. There should be no interference with the physician's professional prerogative to prescribe precise drug products he believes to be in the patients' best interests.
2. Generic Equivalents. Drug products bearing the generic name of the active ingredient are not necessarily equivalent in quality, potency, purity, or therapeutic activity. Proposals that call for compulsory generic prescribing or require the dispensing of so-called "generic equivalent" drugs may jeopardize the health of patients and result in false economy.
3. Formularies. Formularies or drug lists, when utilized, should include the provision that specific drug products or products of specific manufacturers as prescribed by the physician shall be dispensed. They should contain a convenient procedure for furnishing, as needed, therapeutic agents not included in the formulary.
4. Prompt Availability of Medication. Customary drug distribution channels for supplying medication best assure the availability of the medication when and where needed for patients receiving assistance under welfare programs and for other patients alike.

PHARMACEUTICAL BENEFITS  
UNDER STATE MEDICAL ASSISTANCE PROGRAMS

This compilation of data on State Medical Assistance Programs (Title XIX) or State Public Assistance Medical Care Programs (prior Titles of the Social Security Act) has been prepared to present a general overview of the characteristics of State programs together with more detailed information on the pharmaceutical benefits provided. This latter body of data is referred to in the compilation as either a Medical Assistance Drug Program or a Welfare Drug Program although not so designated by most States.

This compilation provides the following information for each State:

1. Recipient groups eligible for benefits.
2. Brief description of State Medical Assistance or Public Assistance Medical Care Programs.
3. Magnitude of the State Drug Program.
4. Existing restrictions or limitations on drugs.
5. Data, when available, on case load or persons eligible to receive health care benefits, including pharmaceutical benefits.
6. Welfare or Public Health officials.
7. Pharmacy and medical consultants to Welfare or Public Health Departments.
8. Pharmacy and medical advisory committees.
9. State Medical and Pharmaceutical Association Executives.

State Medical Assistance Programs are provided under Title XIX of the Social Security Act Amendments. State Public Assistance Medical Care Programs were provided until January 1, 1970 under earlier titles of the Social Security Act.

As of August 1, 1970, 52 of the 54 jurisdictions had Title XIX programs in operation, with approved state plans. Six of the 52 jurisdictions with Title XIX programs do not currently provide pharmaceutical benefits through the vendor payment system.

The groups eligible to receive benefits provided under a Title XIX Medical Assistance ("Medicaid") Program vary from state to state as follows:

|   | <u>No. of States</u> |
|---|----------------------|
| 1. States covering only the categorically needy - designated in the compilation as "Money Payment Recipients".....      | 21                   |
| 2. States covering (1) above plus the category-related medically needy.....   | 8                    |
| 3. States covering both (1) and (2) above plus medically needy children...  | 11                   |
| 4. States covering (1), (2) and (3) above plus medically needy, State funds only (except for administrative costs)..... | 12                   |

Welfare Medical Care or Public Assistance Medical Care programs generally available under earlier Social Security Titles included the following programs:

| <u>Title</u>       | <u>Program</u>   | <u>Title Enacted</u> |
|--------------------|--|----------------------|
| I - OAA -<br>MAA - | Old Age Assistance, and<br>Medical Assistance for the<br>Aged (Kerr-Mills*)..... | 1935                 |
| IV - AFDC          | Aid to Families with Dependent<br>Childred.....                                  | 1935                 |
| X - AB             | Aid to the Blind.....  | 1935                 |
| XIV - APTD         | Aid to the Permanently and<br>Totally Disabled.....                              | 1950                 |
| XVI -              | A consolidated program for OAA,<br>AB, APTD or for such aid and MAA              | 1962                 |
| GA                 | General Assistance (State Funds<br>Only).....                                    |                      |

---

\*Enacted in 1960.

The medical care services provided under current programs may be classified as follows:

1. Inpatient Hospital Care
2. Outpatient Hospital Care
3. Laboratory and X-ray Service
4. (A) Skilled Nursing Home Services  
(B) Early and periodic Screening, Diagnosis, and Treatment for eligibles under 21 together with the indicated health care.
5. Physicians' Services
6. Medical or Remedial Care provided by licensed practitioners.
7. Home Health Care Services
8. Private Duty Nursing Services
9. Clinic Services
10. Dental Services
11. Physical Therapy and related services
12. Pharmaceutical Services (prescribed drugs)
13. Diagnostic Screening, Preventive, and Rehabilitative Services
14. Inpatient Hospital and Skilled Nursing Home Services for persons over 65 in an institution for tuberculosis or mental diseases
15. Other Medical or Remedial Care recognized under State law.

A state participating in a Title XIX program must provide the basic services 1 through 5 above for the categorically needy and, for the medically needy, 7 of the 14 services as listed in Title XIX Section 1905(a) of PL 89-97.

Effective July 1, 1970 in addition to the basic services, a state plan for medical assistance under Title XIX of the Social Security Act, as amended, must (for both categorically and medically needy):

(1) Provide for inclusion of home health services for any individual who, under the plan, is entitled to skilled nursing home services.

(2) Specify that there will be provision for assuring necessary transportation of recipients to and from providers of services and describe the methods that will be used. This applies to the categorically needy and to the medically needy if the plan includes the latter group.

The states providing medical care under earlier titles usually do not adopt all the benefits listed above and the reader should refer to each individual state for the program benefits provided.



HEW\* does not participate in general assistance (GA) programs which are completely financed by states and lesser government instrumentalities. In states where no expenditures for services are shown in the compilation, it is quite possible that these states do provide some general assistance services that are not reported under the HEW classification system.

Two systems for providing medical care benefits to medical assistance recipients are currently in use: (1) the vendor system or (2) the direct money payment system which provides within a monthly subsistence allowance to each recipient, an amount, which varies by state, to cover medical care expenses.

The Medical Assistance Program under Title XIX is a vendor program, i.e., medical care is provided on behalf of eligible recipients.

The states which operated under earlier Social Security Act Titles had a choice between the two systems, but an increasing number of states selected the vendor system. This system was adopted because it offered greater assurance that the recipient would receive the medical services needed and because in some programs, HEW matching fund payments were more liberal if the vendor system were employed. State general assistance programs also use both systems of providing benefits.

The state charts in the enclosed compilation refer only to vendor services and to drug expenditures under vendor systems. Reliable figures for drug expenditures are unavailable where money payment systems alone are utilized.

---

\*Department of Health, Education and Welfare

H.E.W. REGIONAL OFFICE PROFESSIONAL STAFF

REGION #1 - Connecticut, Maine, John Fitzgerald Kennedy -  
Massachusetts, New Federal Building  
Hampshire, Rhode Boston, Massachusetts 02203  
Island, Vermont

S.R.S. Commissioner: Neil P. Fallon

Associate Regional Commissioner for MSA: Alfred G. Fuoroli

REGION #2 - New Jersey, New York, Federal Building  
Puerto Rico, Virgin 26 Federal Plaza  
Islands New York City 10007

S.R.S. Commissioner: Elmer Smith

Associate Regional Commissioner for MSA: Clyde Downing

REGION #3 - Delaware, District of 401 N. Broad Street  
Columbia, Maryland, Philadelphia, Pennsylvania 19108  
Pennsylvania, Virginia,  
West Virginia

S.R.S. Commissioner: Corbett Reedy

Associate Regional Commissioner for MSA: (Vacant)

REGION #4 - Alabama, Florida Room 404  
Georgia, Kentucky, Peachtree, Seventh Building  
Mississippi, North 50 Seventh Street, N.E.  
Carolina, South Atlanta, Georgia 30323  
Carolina, Tennessee

S.R.S. Commissioner: Mrs. Virginia Smyth

Associate Regional Commissioner for MSA: Edward Davis

REGION #5 - Illinois, Indiana, Room 712 New Post Office Bldg.  
Michigan, Minnesota, 433 West Van Buren Street  
Ohio, Wisconsin Chicago, Illinois 60607

S.R.S. Commissioner: Donald F. Simpson

Associate Regional Commissioner for MSA: Wilmer J. Dye

H.E.W. REGIONAL OFFICE PROFESSIONAL STAFF (continued)

REGION #6 - Arkansas, Louisiana, 1114 Commerce Street  
New Mexico, Oklahoma, Dallas, Texas 75202  
Texas

S.R.S. Commissioner: (Acting) Paul W. Nixon

Associate Regional Commissioner for MSA: William W. McDermott

REGION #7 - Iowa, Kansas, 601 E. 12th Street  
Missouri, Nebraska Kansas City, Missouri 64106

S.R.S. Commissioner: Doyle Best

Associate Regional Commissioner for MSA: Marvin Stromberg

REGION #8 - Colorado, Montana, 9017 Federal Office Building  
South Dakota, North 19th and Stout Street  
Dakota, Utah, Wyoming Denver, Colorado 80202

S.R.S. Commissioner: James R. Burress

Associate Regional Commissioner for MSA: Mr. Marion Skinner

REGION #9 - Arizona, California, Federal Office Building  
Guam, Hawaii, Nevada, San Francisco, California 94102  
American Samoa

S.R.S. Commissioner: Philip Schafer

Associate Regional Commissioner for MSA: Miss Gene Beach

REGION #10 - Alaska, Idaho, Arcade Plaza Building  
Oregon, Washington 1319 Second Avenue  
Seattle, Washington 98101

S.R.S. Commissioner: Richard A. Grant

Associate Regional Commissioner for MSA: (Vacant)



Vendor Payments for Prescribed Drugs Under Public Assistance  
 Medical Care, Medical Assistance (Title XIX) and General Assistance  
 Programs for Fiscal Years Ended June 30, 1964-1969  
 (Amounts in Thousands)

| State          | Year           |                |                |                |                    |                    |
|----------------|----------------|----------------|----------------|----------------|--------------------|--------------------|
|                | 1964           | 1965           | 1966           | 1967           | 1968 <sup>1/</sup> | 1969 <sup>2/</sup> |
| <u>Total</u>   | <u>100,127</u> | <u>117,406</u> | <u>146,560</u> | <u>182,584</u> | <u>239,465</u>     | <u>306,754</u>     |
| Alabama        | -              | -              | -              | -              | -                  | -                  |
| Alaska         | 37             | 40             | 53             | 64             | 81                 | 81                 |
| Arizona        | -              | -              | -              | -              | -                  | -                  |
| Arkansas       | -              | -              | -              | -              | -                  | -                  |
| California     | 18,545         | 22,812         | 32,925         | 36,531         | 41,290             | 49,902             |
| Colorado       | 1,024          | 1,383          | 1,478          | 1,734          | 1,772              | 3,205              |
| Connecticut    | 1,517          | 1,982          | 2,270          | 2,608          | 3,041              | 3,510              |
| Delaware       | 26             | 48             | 72             | 112            | 379                | 523                |
| Dist. of Col.  | 2              | 3              | 8              | 13             | 22                 | 170                |
| Florida        | 7,106          | 6,633          | 5,126          | 6,570          | 7,132              | 7,206              |
| Georgia        | -              | -              | -              | 1,784          | 4,404              | 6,588              |
| Guam           | 3              | -              | 12             | -              | -                  | -                  |
| Hawaii         | 182            | 3              | 5              | 69             | 244                | 484                |
| Idaho          | -              | -              | -              | -              | -                  | -                  |
| Illinois       | 8,284          | 8,441          | 9,298          | 9,776          | 13,898             | 17,504             |
| Indiana        | 1,917          | 2,246          | 2,644          | 3,067          | 3,491              | 4,296              |
| Iowa           | 3,044          | 3,701          | 4,037          | 4,485          | 4,654              | 6,026              |
| Kansas         | 2,189          | 3,091          | 3,319          | 3,729          | 4,328              | 4,661              |
| Kentucky       | 2,426          | 3,426          | 5,528          | 7,013          | 9,711              | 12,616             |
| Louisiana      | 5,265          | 6,245          | 6,044          | 7,756          | 12,357             | 14,123             |
| Maine          | 1              | 2              | 5              | -              | -                  | -                  |
| Maryland       | 1,356          | 1,530          | 2,297          | 5,578          | 7,277              | 5,843              |
| Massachusetts  | 8,944          | 10,034         | 10,949         | 12,334         | 17,405             | 20,286             |
| Michigan       | -              | -              | -              | 2,808          | 2,867              | 4,398              |
| Minnesota      | 4,078          | 4,489          | 6,008          | 7,114          | 8,074              | 9,375              |
| Mississippi    | -              | -              | -              | -              | 1                  | -                  |
| Missouri       | 255            | 1,215          | 2,260          | 2,938          | 4,965              | 8,558              |
| Montana        | 303            | 317            | 473            | 552            | 758                | 952                |
| Nebraska       | 476            | 1,225          | 1,542          | 2,045          | 2,317              | 2,896              |
| Nevada         | 100            | 109            | 193            | 181            | 306                | 450                |
| New Hampshire  | 494            | 642            | 737            | 888            | 919                | 1,093              |
| New Jersey     | 2,047          | 2,454          | 2,792          | 3,187          | 3,809              | 4,807              |
| New Mexico     | 749            | 1,018          | 1,130          | 1,209          | 2,368              | 2,660              |
| New York       | 5,916          | 6,399          | 8,158          | 14,103         | 30,540             | 46,946             |
| North Carolina | -              | -              | 3,590          | 6,738          | 4,928              | 5,182              |

Chart I (continued)

Vendor Payments for Prescribed Drugs Under Public Assistance  
 Medical Care, Medical Assistance (Title XIX) and General Assistance  
 Programs for Fiscal Years Ended June 30, 1964-1969  
 (Amounts in Thousands)

| State          | Year  |       |       |       |        |        |
|----------------|-------|-------|-------|-------|--------|--------|
|                | 1964  | 1965  | 1966  | 1967  | 1968   | 1969   |
| North Dakota   | 784   | 895   | 973   | 1,077 | 1,209  | 1,055  |
| Ohio           | 6,219 | 6,735 | 7,854 | 9,306 | 11,455 | 15,244 |
| Oklahoma       | -     | 10    | 9     | -     | -      | 108    |
| Oregon         | 527   | 515   | 864   | 1,055 | 1,220  | 1,336  |
| Pennsylvania   | 6,682 | 6,991 | 8,476 | 8,261 | 9,564  | 13,618 |
| Puerto Rico    | -     | -     | -     | -     | -      | -      |
| Rhode Island   | 880   | 1,200 | 2,117 | 2,483 | 3,235  | 3,776  |
| South Carolina | 25    | 25    | 27    | 31    | 33     | 2,076  |
| South Dakota   | 283   | 288   | 327   | 347   | 378    | 435    |
| Tennessee      | 920   | 1,521 | 2,144 | 2,722 | 3,310  | 4,058  |
| Texas          | -     | -     | -     | -     | -      | -      |
| Utah           | 502   | 561   | 534   | 628   | 829    | 814    |
| Vermont        | -     | -     | -     | -     | 235    | 985    |
| Virgin Islands | 14    | 26    | 14    | -     | 32     | 26     |
| Virginia       | 27    | 314   | 593   | 699   | 811    | 887    |
| Washington     | 2,127 | 2,750 | 2,620 | 3,487 | 4,033  | 5,116  |
| West Virginia  | 1,681 | 2,331 | 2,676 | 2,063 | 2,370  | 3,264  |
| Wisconsin      | 3,001 | 3,580 | 4,176 | 5,223 | 7,172  | 9,347  |
| Wyoming        | 166   | 176   | 204   | 216   | 241    | 268    |

1/ Source: NCSS Report B-2 (FY-68), DHEW, Social and Rehabilitation Service, National Center for Social Services

2/ Source: Ditto - (FY 69)

3/ Includes State Pharmacy Program Payments made without Federal Participation

Medical Assistance (Title XIX) Payments for Vendor Medical Bills by  
Type of Service, Fiscal Year Ended June 30, 1968<sup>1/</sup>

[In thousands]

| State                              | Number of months program was in operation during year | Total         | Type of service         |                   |                                    |   |             |                  |           |
|------------------------------------|---|---------------|-------------------------|-------------------|------------------------------------|---|-------------|------------------|-----------|
|                                    |   |               | Inpatient hospital care | Nursing home care | Physicians' services <sup>2/</sup> | Other practitioners' services <sup>2/</sup> | Dental care | Prescribed drugs | Other     |
| Total.....                         | ---   | 3/\$3,221,707 | \$1,299,767             | \$940,129         | \$368,783                          | \$31,771                                    | \$187,023   | \$208,596        | \$184,918 |
| California.....                    | 12  | 616,465       | 239,997                 | 141,493           | 120,736                            | 13,910                                      | 38,835      | 41,290           | 20,204    |
| Connecticut.....                   | 12  | 47,378        | 12,887                  | 25,917            | 3,332                              | ---   | 1,000       | 3,041            | 1,201     |
| Delaware.....                      | 12  | 3,300         | 1,724                   | 31                | 804                                | ---   | ---         | 379              | 362       |
| Georgia.....                       | 9   | 25,221        | 4,306                   | 14,153            | 2,658                              | ---   | ---         | 3,578            | 526       |
| Guam.....                          | 8   | 3/ 82         | ---                     | ---               | ---                                | ---   | ---         | ---              | ---       |
| Hawaii.....                        | 12  | 10,280        | 2,649                   | 5,127             | 1,859                              | ---   | 115         | 244              | 286       |
| Idaho.....                         | 12  | 6,321         | 1,282                   | 3,584             | 1,332                              | 35  | ---         | ---              | 87        |
| Illinois.....                      | 12  | 148,601       | 73,124                  | 34,387            | 14,008                             | 1,795                                       | 3,229       | 13,254           | 8,805     |
| Iowa.....                          | 12  | 20,647        | 4,201                   | 4,866             | 4,685                              | 483   | 1,541       | 4,654            | 217       |
| Kansas.....                        | 12  | 25,249        | 4/ 7,015                | 6,419             | 4,285                              | 382   | 1,062       | 4,328            | 1,758     |
| Kentucky.....                      | 12  | 35,823        | 10,413                  | 4,170             | 9,919                              | ---   | 1,185       | 9,711            | 425       |
| Louisiana.....                     | 12  | 42,080        | 4,877                   | 21,254            | 3,730                              | ---   | 234         | 11,719           | 266       |
| Maine.....                         | 12  | 10,837        | 2,876                   | 6,279             | 1,492                              | ---   | ---         | ---              | 190       |
| Maryland.....                      | 12  | 64,088        | 37,606                  | 13,580            | 3,604                              | ---   | 1,765       | 7,277            | 256       |
| Massachusetts.....                 | 12  | 192,302       | 62,625                  | 68,903            | 13,273                             | 2,606                                       | 16,668      | 16,984           | 11,243    |
| Michigan.....                      | 12  | 155,283       | 48,300                  | 80,616            | 20,381                             | 78  | ---         | 2,867            | 3,042     |
| Minnesota.....                     | 12  | 81,790        | 17,726                  | 40,823            | 8,431                              | 386   | 1,908       | 8,074            | 4,442     |
| Missouri.....                      | 9   | 19,232        | 4,738                   | 4,737             | 3,279                              | ---   | 822         | 4,084            | 1,573     |
| Montana.....                       | 12  | 5,638         | 889                     | 2,919             | 893                                | 125   | 159         | 510              | 144       |
| Nebraska.....                      | 12  | 19,633        | 4,603                   | 9,209             | 1,523                              | 75  | 511         | 2,317            | 1,395     |
| Nevada.....                        | 12  | 3/ 5,553      | 1,300                   | 2,135             | 667                                | 17  | 237         | 306              | 252       |
| New Hampshire.....                 | 12  | 3,043         | 1,020                   | 175               | 609                                | 21  | 177         | 919              | 123       |
| New Mexico.....                    | 12  | 13,343        | 3,175                   | 3,269             | 5/ 2,700                           | (5/)  | 587         | 2,335            | 1,277     |
| New York.....                      | 12  | 1,006,475     | 544,195                 | 166,770           | 79,277                             | 9,060                                       | 106,789     | 30,540           | 69,844    |
| North Dakota.....                  | 12  | 10,214        | 2,773                   | 4,162             | 1,353                              | 6   | 298         | 1,196            | 426       |
| Ohio.....                          | 12  | 71,709        | 18,321                  | 25,013            | 6,408                              | 1,136                                       | 2,153       | 10,529           | 8,150     |
| Oklahoma.....                      | 12  | 66,247        | 16,171                  | 29,312            | 15,434                             | ---   | 176         | ---              | 5,154     |
| Oregon.....                        | 12  | 16,586        | 2,685                   | 9,790             | 2,006                              | ---   | 385         | 1,146            | 574       |
| Pennsylvania.....                  | 12  | 153,125       | 59,095                  | 72,396            | 6,673                              | ---   | 1,923       | 9,564            | 3,474     |
| Puerto Rico.....                   | 12  | 39,412        | 12,340                  | ---               | ---                                | ---   | ---         | ---              | 27,072    |
| Rhode Island.....                  | 12  | 24,822        | 14,175                  | 3,883             | 1,901                              | 62  | 529         | 3,082            | 1,190     |
| South Dakota.....                  | 12  | 6,534         | 483                     | 5,371             | 438                                | 99  | 50          | ---              | 92        |
| Texas.....                         | 10  | 77,647        | 14,473                  | 48,668            | 8,872                              | ---   | ---         | ---              | 5,633     |
| Utah.....                          | 12  | 9,749         | 2,255                   | 4,386             | 1,325                              | (6/)  | 615         | 828              | 6/ 340    |
| Vermont.....                       | 12  | 7,388         | 2,550                   | 3,596             | 910                                | ---   | ---         | 235              | 96        |
| Virgin Islands <sup>7/</sup> ..... | 12  | 900           | 422                     | ---               | ---                                | ---   | ---         | 32               | 446       |
| Washington.....                    | 12  | 51,444        | 12,489                  | 25,041            | 7,615                              | 74  | 634         | 4,033            | 1,558     |
| West Virginia.....                 | 12  | 11,461        | 5,079                   | 22                | 3,152                              | 187   | 367         | 8/ 2,370         | 284       |
| Wisconsin.....                     | 12  | 114,661       | 44,640                  | 47,113            | 8,947                              | 1,235                                       | 3,071       | 7,172            | 2,483     |
| Wyoming.....                       | 12  | 1,147         | 291                     | 560               | 270                                | ---   | ---         | ---              | 26        |

1/ For States operating pooled funds or other prepayment plans, data represent payments out of these funds to specified type of vendor. Totals do not agree with those shown in table 8 of "Source of Funds Expended for Public Assistance" which represent assistance payments into these funds. Program initiated in January 1966 under Public Law 89-97. States not shown have no program.

2/ Includes drugs dispensed by medical practitioners when these costs are not reported separately.

3/ Includes \$82,000 for Guam and \$639,100 for Nevada, not reported by type of service.

4/ Includes outpatient care, amount not available.

5/ "Other practitioners' services" included in "Physicians' services."

6/ "Other practitioners' services" included in "Other."

7/ Includes State Pharmacy Program payments made without Federal participation.

Source: U. S. Department of Health, Education and Welfare, Social and Rehabilitation Service, National Center for Social Statistics, NCSS Report B-2 (FY-68)





Medical Assistance (Title XIX) Payments for Vendor Medical Bills by Type of Service,  
Fiscal Year Ended June 30, 1969

[In thousands]

| State                     | Total          | Type of service         |                   |                         |                                  |             |                  |           | Other |
|---------------------------|----------------|-------------------------|-------------------|-------------------------|----------------------------------|-------------|------------------|-----------|-------|
|                           |                | Inpatient hospital care | Nursing home care | Physicians' services 2/ | Other practitioners' services 2/ | Dental care | Prescribed drugs |           |       |
| Total.....                | 3/ \$4,048,333 | \$1,528,653             | \$1,170,415       | \$505,776               | \$32,158                         | \$204,709   | \$274,127        | \$332,242 |       |
| California.....           | 759,330        | 266,611                 | 211,267           | 166,018                 | 3,997                            | 35,132      | 49,902           | 26,403    |       |
| Colorado 4/.....          | 14,018         | 3,082                   | 6,626             | 2,119                   | ---                              | ---         | 2,146            | 45        |       |
| Connecticut.....          | 61,855         | 18,613                  | 30,780            | 5,970                   | 27                               | 1,307       | 3,510            | 1,627     |       |
| Delaware.....             | 3,543          | 1,660                   | 25                | 933                     | ---                              | ---         | 523              | 403       |       |
| District of Columbia..... | 7,674          | 3,534                   | 2,823             | 294                     | 76                               | ---         | 170              | 777       |       |
| Georgia.....              | 56,207         | 11,665                  | 25,752            | 10,412                  | ---                              | ---         | 6,588            | 1,790     |       |
| Hawaii.....               | 3/ 171         | ---                     | ---               | ---                     | ---                              | 117         | 484              | ---       |       |
| Illinois.....             | 164,961        | 90,582                  | 20,869            | 17,297                  | 3,186                            | 5,621       | 16,094           | 11,312    |       |
| Iowa.....                 | 29,402         | 5,615                   | 7,055             | 6,529                   | 804                              | 1,971       | 6,026            | 1,424     |       |
| Kansas.....               | 34,333         | 5/ 10,845               | 8,928             | 5,763                   | 737                              | 2,306       | 4,661            | 1,004     |       |
| Kentucky.....             | 47,844         | 15,049                  | 6,848             | 10,843                  | ---                              | 1,203       | 12,616           | 1,284     |       |
| Louisiana.....            | 50,604         | 8,639                   | 22,112            | 5,468                   | ---                              | 1,87        | 13,309           | 1,888     |       |
| Maine.....                | 8,278          | 4,723                   | 1,216             | 1,979                   | ---                              | ---         | ---              | 360       |       |
| Maryland.....             | 64,823         | 37,526                  | 13,333            | 4,015                   | ---                              | 826         | 5,843            | 3,280     |       |
| Massachusetts.....        | 230,047        | 79,892                  | 72,374            | 17,963                  | 4,004                            | 21,862      | 19,825           | 13,926    |       |
| Michigan.....             | 204,160        | 59,034                  | 103,943           | 29,710                  | 148                              | ---         | 4,398            | 6,926     |       |
| Minnesota.....            | 94,556         | 21,390                  | 46,866            | 8,964                   | 540                              | 2,406       | 9,375            | 5,074     |       |
| Missouri.....             | 52,042         | 16,306                  | 12,110            | 10,822                  | ---                              | 2,054       | 8,549            | 2,200     |       |
| Montana.....              | 8,090          | 1,402                   | 3,971             | 1,275                   | 165                              | 291         | 676              | 310       |       |
| Nebraska.....             | 18,680         | 4,991                   | 7,180             | 1,804                   | 76                               | 477         | 2,896            | 1,255     |       |
| Nevada.....               | 3/ 6,786       | 1,823                   | 2,834             | 943                     | 64                               | 264         | 430              | 325       |       |
| New Hampshire.....        | 5,038          | 2,096                   | 1,155             | 1,164                   | 93                               | 315         | 1,093            | 122       |       |
| New Mexico.....           | 16,633         | 4,659                   | 3,761             | 3,075                   | ---                              | 887         | 2,648            | ---       |       |
| New York.....             | 1,235,403      | 588,956                 | 202,741           | 96,933                  | 14,245                           | 112,249     | 46,946           | 173,331   |       |
| North Dakota.....         | 10,032         | 2,649                   | 4,404             | 1,084                   | 16                               | 264         | 1,043            | 572       |       |
| Ohio.....                 | 91,934         | 34,022                  | 22,152            | 7,699                   | ---                              | 3,594       | 14,256           | 8,969     |       |
| Oklahoma.....             | 68,343         | 17,090                  | 34,535            | 12,327                  | 1,243                            | 292         | 1,108            | 3,990     |       |
| Oregon.....               | 17,360         | 4,957                   | 7,922             | 2,270                   | ---                              | 483         | 1,287            | 440       |       |
| Pennsylvania.....         | 209,050        | 80,915                  | 85,057            | 17,920                  | ---                              | 3,391       | 13,618           | 8,149     |       |
| Puerto Rico.....          | 46,852         | 14,776                  | ---               | ---                     | ---                              | ---         | ---              | 32,076    |       |
| Rhode Island.....         | 28,300         | 16,306                  | 3,726             | 2,496                   | 43                               | 780         | 3,566            | 1,383     |       |
| South Carolina.....       | 18,800         | 4,133                   | 9,401             | 2,005                   | 15                               | 11          | 2,051            | 1,184     |       |
| South Dakota.....         | 7,558          | 1,464                   | 4,749             | 1,030                   | 142                              | 76          | ---              | 98        |       |
| Texas.....                | 126,621        | 31,641                  | 66,014            | 17,612                  | ---                              | ---         | ---              | 11,355    |       |
| Utah.....                 | 9,917          | 3,731                   | 2,179             | 1,969                   | ---                              | 843         | 813              | 382       |       |
| Vermont.....              | 9,644          | 3,737                   | 3,367             | 1,374                   | ---                              | ---         | 985              | 181       |       |
| Virgin Islands 6/.....    | 802            | 364                     | ---               | ---                     | ---                              | ---         | 28               | 411       |       |
| Washington.....           | 60,282         | 20,107                  | 23,232            | 7,861                   | 113                              | 1,494       | 5,116            | 2,359     |       |
| West Virginia.....        | 14,697         | 6,161                   | 48                | 3,566                   | 495                              | 7/ 3,181    | ---              | 889       |       |
| Wisconsin.....            | 133,092        | 22,224                  | 79,797            | 12,782                  | 2,025                            | 3,531       | 9,347            | 3,385     |       |
| Wyoming.....              | 1,232          | 412                     | 471               | 315                     | ---                              | ---         | ---              | 35        |       |

1/ For States operating pooled funds or other prepayment plans, data represent payments out of these funds to specified type of vendor. Totals do not agree with those shown in table 8 of "Source of Funds Extended for Public Assistance" which represent assistance payments into these funds. Program initiated in January 1966 under Public Law 89-97. State not shown have no program.  
 2/ Includes drugs dispensed by medical practitioners when these costs are not reported separately.  
 3/ Includes \$171,000 for Guam and \$82,600 for Nevada, not reported by type of service.  
 4/ Program initiated January 1, 1969.  
 5/ Includes outpatient care, amount not available.  
 6/ Partly estimated.  
 7/ Includes State pharmacy program payments made without Federal participation.

Source: U. S. Department of Health, Education and Welfare, Social and Rehabilitation Service, National Center for Social Statistics, NCSS Report B-2 (FY-69)



Vendor Payments for Prescribed Drugs  
By Type of Program  
Under Public Assistance Medical Care, Medical Assistance (Title XIX)  
and General Assistance Programs for  
Fiscal Year Ended June 30, 1969  
(Dollars in Thousands)

| State                        | Type of Program |          |                         |          |         |          |                     |
|------------------------------|-----------------|----------|-------------------------|----------|---------|----------|---------------------|
|                              | OAA             | AFDC     | AB                      | APTD     | MAA     | GA       | MN                  |
| Total                        | \$71,665        | \$47,544 | \$132,762               | \$35,775 | \$4,474 | \$15,725 | \$20,953            |
| Alaska <sup>1/</sup>         | -               | -        | -                       | -        | -       | 99       | -                   |
| Arkansas                     | -               | -        | -                       | -        | -       | 2        | -                   |
| California                   | 19,416          | 15,333   | 935                     | 12,904   | -       | -        | 8,217 <sup>2/</sup> |
| Colorado <sup>3/</sup>       | -               | -        | 2,881                   | -        | -       | -        | -                   |
| Connecticut                  | 461             | 1,081    | 16                      | 480      | -       | -        | 1,470               |
| Delaware                     | -               | -        | 490 <sup>4/</sup>       | -        | -       | -        | -                   |
| Dist. of Col. <sup>4a/</sup> | 83              | 362      | 3                       | 89       | 36      | -        | -                   |
| Florida                      | 4,800           | 822      | 121                     | 1,467    | -       | -        | -                   |
| Guam                         | 5               | 4        | -                       | 2        | -       | -        | 16                  |
| Georgia                      | -               | -        | 6,588 <sup>4/</sup>     | -        | -       | -        | -                   |
| Hawaii                       | 125             | 360      | 4                       | 128      | -       | 127      | -                   |
| Illinois                     | 2,561           | 5,575    | 113                     | 2,994    | -       | -        | 4,850 <sup>5/</sup> |
| Indiana                      | 2,046           | 886      | 170                     | 695      | 572     | -        | -                   |
| Iowa                         | 3,852           | 1,371    | 138                     | 505      | -       | -        | -                   |
| Kansas                       | 1,963           | 895      | 35                      | 997      | -       | 332      | 1,030               |
| Kentucky                     | -               | -        | 11,583 <sup>4/</sup>    | -        | -       | -        | -                   |
| Louisiana <sup>4a/</sup>     | 8,331           | 695      | 110                     | 1,740    | -       | 655      | -                   |
| Maryland                     | 474             | 1,450    | 20                      | 970      | -       | 1,134    | 2,775               |
| Massachusetts                | -               | -        | 20,084 <sup>4/</sup>    | -        | -       | -        | -                   |
| Michigan                     | -               | -        | 10,688 <sup>4/4a/</sup> | -        | -       | -        | -                   |
| Minnesota                    | -               | -        | 9,375 <sup>4/</sup>     | -        | -       | -        | -                   |
| Missouri                     | 5,485           | 1,036    | 196                     | 1,148    | -       | 684      | -                   |
| Montana                      | 365             | 166      | 11                      | 135      | -       | 275      | -                   |
| Nebraska                     | -               | -        | 2,905 <sup>4/</sup>     | -        | -       | -        | -                   |
| Nevada                       | 242             | 130      | 12                      | 65       | -       | -        | -                   |
| New Hampshire                | -               | -        | 1,092 <sup>4/</sup>     | -        | -       | -        | -                   |
| New Jersey <sup>4a/</sup>    | 196             | 3,487    | 54                      | 1,029    | 999     | -        | -                   |
| New Mexico                   | 717             | 1,206    | 22                      | 725      | -       | 12,150   | -                   |
| New York                     | -               | -        | 50,400 <sup>4/4a/</sup> | -        | -       | -        | -                   |
| North Carolina               | 2,232           | 812      | -                       | 1,735    | 504     | -        | -                   |

Vendor Payments for Prescribed Drugs  
By Type of Program  
Under Public Assistance Medical Care, Medical Assistance (Title XIX)  
and General Assistance Programs for  
Fiscal Year Ended June 30, 1969  

---

(Dollars in Thousands)

| State          | Type of Program |       |                        |       |       |                       |                   |
|----------------|-----------------|-------|------------------------|-------|-------|-----------------------|-------------------|
|                | OAA             | AFDC  | AB                     | APTD  | MAA   | GA                    | MN                |
| North Dakota   | 330             | 128   | 7                      | 210   | -     | -                     | 368 <sup>6/</sup> |
| Ohio           | 7,504           | 3,463 | 257                    | 3,049 | -     | -                     | -                 |
| Oregon         | 621             | 265   | 21                     | 336   | -     | 57                    | 14                |
| Pennsylvania   | 3,306           | 5,091 | 601                    | 2,157 | -     | -                     | -                 |
| Rhode Island   | 519             | 623   | 11                     | 398   | -     | 210                   | 2,016             |
| South Carolina | -               | -     | 2,931 <sup>4/</sup>    | -     | -     | -                     | -                 |
| South Dakota   | -               | -     | 480 <sup>4/4a/</sup>   | -     | -     | -                     | -                 |
| Tennessee      | 2,575           | 6     | -                      | -     | 1,477 | -                     | -                 |
| Texas          | -               | -     | -                      | -     | -     | 28,000 <sup>4a/</sup> | -                 |
| Utah           | 339             | 249   | 7                      | 211   | -     | -                     | 197               |
| Vermont        | -               | -     | 990 <sup>4/</sup>      | -     | -     | -                     | -                 |
| Virgin Islands | -               | -     | 26 <sup>4/</sup>       | -     | -     | -                     | -                 |
| Virginia       | -               | 1     | -                      | -     | 886   | -                     | -                 |
| Washington     | 2,509           | 928   | 39                     | 1,215 | -     | -                     | -                 |
| West Virginia  | 608             | 1,119 | 24                     | 391   | -     | -                     | -                 |
| Wisconsin      | -               | -     | 9,322 <sup>4/4a/</sup> | -     | -     | -                     | -                 |
| Wyoming        | -               | -     | 268                    | -     | -     | -                     | -                 |

- 1/ Benefits under a General Relief Medical Program - 100% State Funds.  
2/ (In thousands) - MN-Aged - \$6,406, MN-Blind - \$115, MN-Disabled - \$982, MN-Childred - \$714.  
3/ Title XIX (Medical Assistance) from Jan. 1, 1969.  
4/ Total expenditure. Data by Type of Program not provided.  
4a/ Calendar Year 1969 and/or partly estimated.  
5/ (In thousands) MN-Aged - \$3,034, MN-Blind - \$41, MN-Disabled - \$1,169, MN-Children - \$606.  
6/ (In thousands) MN-Aged - \$266, MN-Blind - \$1, MN-Disabled - \$75, MN-Children - \$19 and Foster Care - \$7.

Medical Assistance Program (Title XIX) Amount and Percentage Distribution of Payments for Vendor Medical Bills, Fiscal Year Ended June 30, 1969

| State                              | Total (000) | Percentage distribution by type of service |                          |                   |                                    |   |             |                   |        |
|------------------------------------|-------------|--|--------------------------|-------------------|------------------------------------|---|-------------|-------------------|--------|
|                                    |             | Type of service not reported               | In-patient hospital care | Nursing home care | Physicians' services <sup>2/</sup> | Other practitioners' services <sup>2/</sup> | Dental care | Pre-scribed drugs | Other  |
| Total.....                         | \$4,352,512 | 0.2  | 37.5                     | 29.8              | 12.0                               | 0.8   | 4.8         | 7.0 %             | 7.8    |
| Alabama.....                       | 20,541      | ---  | 5.2                      | 94.6              | .2                                 | ---   | ---         | ---               | (3/)   |
| Alaska.....                        | 2,133       | ---  | 26.8                     | 52.1              | 13.9                               | .1  | 1.9         | 3.8               | 1.4    |
| Arizona.....                       | 1,808       | ---  | .3                       | 93.4              | ---                                | ---   | ---         | ---               | 6.3    |
| Arkansas.....                      | 19,200      | ---  | 12.3                     | 82.4              | 4/ 3.0                             | (4/)  | 2.2         | ---               | .1     |
| California.....                    | 759,330     | ---  | 35.1                     | 27.8              | 21.9                               | .5  | 4.6         | 6.6               | 3.5    |
| Colorado.....                      | 29,893      | ---  | 21.6                     | 52.4              | 5/ 14.4                            | (3/)  | (3/)        | 10.7              | .9     |
| Connecticut.....                   | 64,378      | 4.0  | 28.9                     | 47.8              | 9.3                                | (3/)  | 2.0         | 5.5               | 2.5    |
| Delaware.....                      | 3,543       | ---  | 46.8                     | .7                | 26.3                               | ---   | ---         | 14.8              | 11.4   |
| District of Columbia..             | 7,674       | ---  | 46.1                     | 36.8              | 3.8                                | 1.0   | ---         | 2.2               | 10.1   |
| Florida.....                       | 23,740      | ---  | 31.6                     | 38.0              | ---                                | ---   | ---         | 30.4              | (3/)   |
| Georgia.....                       | 56,207      | ---  | 20.8                     | 45.8              | 18.5                               | ---   | ---         | 11.7              | 3.2    |
| Guam.....                          | 171         | 100.0                                      | ---                      | ---               | ---                                | ---   | ---         | ---               | ---    |
| Hawaii.....                        | 12,523      | ---  | 29.6                     | 47.3              | 14.4                               | ---   | .9          | 3.9               | 3.9    |
| Idaho.....                         | 6,836       | ---  | 22.9                     | 54.5              | 20.1                               | .6  | ---         | ---               | 1.9    |
| Illinois.....                      | 185,677     | ---  | 56.2                     | 11.5              | 10.7                               | 1.7   | 3.5         | 9.4               | 7.0    |
| Indiana.....                       | 37,026      | ---  | 17.8                     | 55.8              | 10.2                               | .7  | 2.0         | 11.6              | 1.9    |
| Iowa.....                          | 29,961      | ---  | 19.6                     | 23.5              | 22.8                               | 2.7   | 6.5         | 20.1              | 4.8    |
| Kansas.....                        | 34,333      | ---  | 6/ 31.6                  | 26.0              | 16.8                               | 2.1   | 6.7         | 13.6              | 3.2    |
| Kentucky.....                      | 47,844      | ---  | 31.5                     | 14.3              | 22.7                               | ---   | 2.5         | 26.4              | 2.7    |
| Louisiana.....                     | 51,699      | ---  | 16.7                     | 42.8              | 11.0                               | ---   | .4          | 27.3              | 1.7    |
| Maine.....                         | 9,286       | 10.9                                       | 50.9                     | 13.1              | 21.3                               | ---   | ---         | ---               | 3.9    |
| Maryland.....                      | 64,823      | ---  | 57.9                     | 20.6              | 6.2                                | ---   | 1.3         | 9.0               | 5.1    |
| Massachusetts.....                 | 235,834     | ---  | 35.4                     | 30.9              | 7.8                                | 1.7   | 9.5         | 8.6               | 6.1    |
| Michigan.....                      | 213,024     | .9   | 30.1                     | 49.3              | 14.2                               | .1  | ---         | 2.1               | 3.3    |
| Minnesota.....                     | 98,671      | 1.3  | 24.1                     | 47.8              | 9.1                                | .5  | 2.4         | 9.5               | 5.1    |
| Mississippi.....                   | 5,011       | ---  | 20.4                     | 79.6              | ---                                | ---   | ---         | ---               | ---    |
| Missouri.....                      | 52,064      | ---  | 31.3                     | 23.3              | 20.8                               | ---   | 4.0         | 16.4              | 4.2    |
| Montana.....                       | 11,294      | ---  | 24.5                     | 46.4              | 7/ 13.4                            | 7/ 1.5                                      | 2.6         | 8.4               | 3.3    |
| Nebraska.....                      | 18,680      | ---  | 26.7                     | 38.4              | 9.7                                | .4  | 2.6         | 15.5              | 6.7    |
| Nevada.....                        | 6,786       | 1.2  | 26.9                     | 41.8              | 13.9                               | .9  | 3.9         | 6.6               | 4.8    |
| New Hampshire.....                 | 5,227       | 1.3  | 42.4                     | 3.0               | 22.3                               | 1.8   | 6.0         | 20.9              | 2.3    |
| New Jersey.....                    | 55,354      | ---  | 33.0                     | 44.9              | 4.7                                | 1.3   | 3.9         | 8.7               | 3.7    |
| New Mexico.....                    | 16,858      | ---  | 28.5                     | 22.3              | 18.5                               | ---   | 5.3         | 15.8              | 9.6    |
| New York.....                      | 1,235,403   | ---  | 47.7                     | 16.4              | 7.8                                | 1.2   | 9.1         | 3.8               | 14.0   |
| North Carolina <sup>8/</sup> ..... | 23,848      | 1.4  | 70.1                     | ---               | 1.2                                | ---   | 2.7         | 21.7              | 2.9    |
| North Dakota.....                  | 10,120      | ---  | 26.6                     | 43.5              | 10.9                               | 2/ .2                                       | 2.7         | 10.4              | 2/ 5.7 |
| Ohio.....                          | 106,053     | ---  | 42.3                     | 20.9              | 8.1                                | 1.2   | 3.7         | 14.4              | 9/ 9.4 |
| Oklahoma.....                      | 68,343      | ---  | 25.0                     | 50.5              | 18.0                               | ---   | .4          | .2                | 5.8    |
| Oregon.....                        | 18,276      | ---  | 30.2                     | 43.8              | 13.4                               | ---   | 2.7         | 7.3               | 2.6    |
| Pennsylvania.....                  | 209,050     | ---  | 38.7                     | 40.7              | 8.6                                | ---   | 1.6         | 6.5               | 3.9    |
| Puerto Rico.....                   | 46,852      | ---  | 31.5                     | ---               | ---                                | ---   | ---         | ---               | 68.5   |
| Rhode Island.....                  | 29,987      | ---  | 57.5                     | 12.4              | 9.3                                | .1  | 2.9         | 12.6              | 5.2    |
| South Carolina.....                | 18,904      | ---  | 22.2                     | 49.8              | 10.6                               | .1  | .1          | 11.0              | 6.3    |
| South Dakota.....                  | 8,544       | ---  | 21.9                     | 55.9              | 13.0                               | 1.7   | 1.0         | 5.1               | 1.4    |
| Tennessee.....                     | 17,081      | .6   | 19.7                     | 45.1              | 8.3                                | (3/)  | (3/)        | 23.8              | 2.5    |
| Texas.....                         | 126,621     | ---  | 25.0                     | 52.1              | 13.9                               | ---   | ---         | ---               | 9.0    |
| Utah.....                          | 9,936       | ---  | 37.6                     | 21.9              | 19.8                               | ---   | 8.6         | 8.2               | 3.9    |
| Vermont.....                       | 9,644       | ---  | 38.8                     | 34.9              | 14.2                               | ---   | ---         | 10.2              | 1.9    |
| Virgin Islands <sup>8/</sup> ..... | 802         | ---  | 45.4                     | ---               | .1                                 | ---   | ---         | 3.3               | 51.2   |
| Virginia.....                      | 12,665      | 5.3  | 22.2                     | 62.0              | 2.7                                | ---   | (3/)        | 7.0               | .8     |
| Washington.....                    | 60,282      | ---  | 33.4                     | 38.5              | 13.0                               | .2  | 2.5         | 8.5               | 3.9    |
| West Virginia.....                 | 15,454      | ---  | 42.8                     | .3                | 24.2                               | 2.4   | 3.2         | 10/21.1           | 5.8    |
| Wisconsin.....                     | 135,306     | .6   | 17.5                     | 59.0              | 9.4                                | 1.5   | 2.6         | 6.9               | 2.5    |
| Wyoming.....                       | 1,910       | ---  | 33.1                     | 25.6              | 20.2                               | ---   | 1.6         | 14.0              | 5.4    |

1/ Expenditures from Federal State and local funds under federally aided assistance programs and from State-local funds under general assistance programs. For States operating pooled funds or other prepayment plans, data represent payments out of these funds to specified type of vendor.  
 2/ Includes drugs dispensed by Medical practitioners when these costs are not reported separately.  
 3/ Less than 0.05 percent.  
 4/ "Other practitioners' services" included in "Physicians' services."  
 5/ Includes laboratory and radiological services.  
 6/ Includes outpatient care.  
 7/ For general assistance, "Other practitioners' services" included in "Physicians' services."  
 8/ Partly estimated.  
 9/ For general assistance, "Other practitioners' services" included in "Other."  
 10/ Includes State Pharmacy Program payments made without Federal participation.

Prescribed drug column emphasis added by NPC

Source: U.S. Department of Health, Education and Welfare, Social and Rehabilitation Service, National Center for Social Statistics, NCSS Report B-5 (FY-69)



# MEDICAID SERVICES - STATE BY STATE

Limitations vary from State to State. Details are available from a State's welfare agency.

● offered for people receiving federally supported financial assistance  
 + offered also for people in public assistance categories\*\* who need medical but not financial assistance

**BASIC \* MEDICAID SERVICES REQUIRED BY FEDERAL LAW**

Additional services for which Federal contributions are available to States

|                | Home health services | Prescription drugs | Dental services | Eye exams | Hearing aids | Prosthetic services | Physical therapy | Audiology or speech therapy | Private duty nursing | Ophthalmology services | Podiatrist services | Chiropractic services | Clinic services | Transportation | Other diagnostic, screening, preventive, & rehabilitative services |    |
|----------------|----------------------|--------------------|-----------------|-----------|--------------|---------------------|------------------|-----------------------------|----------------------|------------------------|---------------------|-----------------------|-----------------|----------------|--|----|
| Alabama        | ●                    | ●                  | ●               |           |              |                     |                  |                             |                      |                        |                     |                       |                 |                |  |    |
| Alaska         |                      |                    |                 |           |              |                     |                  |                             |                      |                        |                     |                       |                 |                |  |    |
| Arizona        |                      |                    |                 |           |              |                     |                  |                             |                      |                        |                     |                       |                 |                |  |    |
| Arkansas       | ●                    |                    | ●               |           |              |                     |                  |                             |                      |                        |                     |                       |                 |                | ●  |    |
| California     | +                    | +                  | +               | +         | +            | +                   | +                | +                           | +                    | +                      | +                   | +                     | +               | +              | +  |    |
| Colorado       | ●                    | ●                  | ●               |           |              |                     |                  |                             |                      |                        |                     |                       |                 |                | ●  |    |
| Connecticut    | +                    | +                  | +               | +         | +            | +                   | +                | +                           | +                    | +                      | +                   | +                     | +               | +              | +  |    |
| Delaware       | +                    | +                  | +               |           |              |                     |                  |                             |                      |                        |                     |                       |                 |                | +  |    |
| D.C.           | +                    | +                  | +               | +         |              |                     |                  |                             | +                    | +                      |                     |                       |                 |                | +  |    |
| Florida        | ●                    | ●                  |                 |           |              |                     |                  |                             |                      |                        |                     |                       |                 |                |  |    |
| Georgia        | ●                    | ●                  |                 |           |              |                     |                  |                             |                      |                        |                     |                       |                 |                | ●  |    |
| Guam           | +                    | +                  | +               | +         | +            |                     |                  |                             | +                    |                        |                     |                       |                 | +              |  |    |
| Hawaii         | +                    | +                  | +               | +         | +            | +                   | +                |                             | +                    |                        |                     |                       | +               | +              | +  |    |
| Idaho          | ●                    |                    |                 |           |              |                     |                  |                             |                      | ●                      | ●                   | ●                     |                 |                |  |    |
| Illinois       | +                    | +                  | +               | +         | +            | +                   | +                | +                           | +                    | +                      | +                   |                       | +               | +              | +  |    |
| Indiana        | ●                    | ●                  | ●               | ●         | ●            | ●                   | ●                | ●                           | ●                    | ●                      | ●                   | ●                     | ●               | ●              | ●  |    |
| Iowa           | ●                    | ●                  | ●               | ●         |              |                     |                  |                             |                      | ●                      | ●                   | ●                     | ●               | ●              | ●  |    |
| Kansas         | +                    | +                  | +               | +         | +            | +                   | +                | +                           | +                    | +                      | +                   | +                     | +               | +              | +  |    |
| Kentucky       | +                    | +                  | +               | +         |              |                     |                  |                             |                      |                        |                     |                       |                 |                |  |    |
| Louisiana      | ●                    | ●                  | ●               | ●         | ●            | ●                   | ●                | ●                           | ●                    | ●                      | ●                   | ●                     | ●               | ●              | ●  |    |
| 1/ Maine       | ●                    | ●                  | ●               | ●         | ●            | ●                   | ●                | ●                           | ●                    | ●                      | ●                   | ●                     | ●               | ●              | ●  |    |
| Maryland       | +                    | +                  | +               | +         | +            | +                   | +                | +                           | +                    | +                      | +                   | +                     | +               | +              | +  |    |
| Massachusetts  | +                    | +                  | +               | +         | +            | +                   | +                | +                           | +                    | +                      | +                   | +                     | +               | +              | +  |    |
| Michigan       | +                    | +                  | ●               |           |              |                     |                  |                             |                      |                        |                     |                       |                 |                | +  |    |
| 2/ Minnesota   | +                    | +                  | +               | +         | +            | +                   | +                | +                           | +                    | +                      | +                   | +                     | +               | +              | +  |    |
| Mississippi    | ●                    | ●                  | ●               |           |              |                     |                  |                             |                      |                        |                     |                       |                 |                |  |    |
| Missouri       | ●                    | ●                  | ●               |           |              |                     |                  |                             |                      |                        |                     |                       |                 |                |  |    |
| Montana        | ●                    | ●                  | ●               | ●         |              |                     |                  |                             |                      |                        |                     |                       |                 |                | ●  |    |
| Nebraska       | +                    | +                  | +               | +         | +            | +                   | +                | +                           | +                    | +                      | +                   | +                     | +               | +              | +  |    |
| Nevada         | ●                    | ●                  | ●               | ●         | ●            | ●                   | ●                | ●                           | ●                    | ●                      | ●                   | ●                     | ●               | ●              | ●  |    |
| New Hampshire  | +                    | ●                  | +               | ●         | ●            | ●                   | ●                | ●                           | ●                    | +                      | +                   | +                     | +               | ●              | ●  |    |
| New Jersey     | ●                    | ●                  | ●               | ●         | ●            | ●                   | ●                | ●                           | ●                    | ●                      | ●                   | ●                     | ●               | ●              | ●  |    |
| New Mexico     | ●                    | ●                  | ●               | ●         | ●            | ●                   | ●                | ●                           | ●                    | ●                      | ●                   | ●                     | ●               | ●              | ●  |    |
| New York       | +                    | +                  | +               | +         | +            | +                   | +                | +                           | +                    | +                      | +                   | +                     | +               | +              | +  |    |
| North Carolina | +                    | +                  | +               | +         | +            |                     |                  |                             |                      |                        |                     |                       |                 |                |  |    |
| North Dakota   | +                    | +                  | +               | +         | +            | +                   | +                | +                           | +                    | +                      | +                   | +                     | +               | +              | +  |    |
| Ohio           | ●                    | ●                  | ●               | ●         | ●            | ●                   | ●                | ●                           | ●                    | ●                      | ●                   | ●                     | ●               | ●              | ●  |    |
| Oklahoma       | +                    | +                  | +               | ●         | ●            | ●                   | ●                | ●                           | +                    |                        |                     |                       |                 |                | +  |    |
| Oregon         | ●                    | ●                  | ●               | ●         | ●            | ●                   | ●                | ●                           | ●                    | ●                      | ●                   | ●                     | ●               | ●              | ●  |    |
| Pennsylvania   | +                    |                    | ●               | +         |              |                     |                  |                             | +                    |                        | +                   | +                     | ●               |                |  |    |
| Puerto Rico    | +                    |                    | +               | +         |              |                     |                  |                             |                      |                        |                     |                       |                 |                | +  |    |
| Rhode Island   | +                    | +                  | +               | +         | ●            | +                   |                  |                             | ●                    | ●                      |                     |                       |                 |                |  |    |
| South Carolina | ●                    | ●                  | ●               |           |              |                     |                  |                             |                      | ●                      |                     |                       | ●               | ●              |  |    |
| South Dakota   | ●                    | ●                  | ●               | ●         | ●            | ●                   | ●                | ●                           | ●                    | ●                      | ●                   | ●                     | ●               | ●              | ●  |    |
| Tennessee      | ●                    | ●                  | ●               |           |              |                     |                  |                             |                      |                        |                     |                       |                 |                |  |    |
| Texas          | ●                    | ●                  |                 | ●         | ●            | ●                   | ●                | ●                           | ●                    | ●                      | ●                   | ●                     | ●               | ●              | ●  |    |
| Utah           | +                    | +                  | +               | +         | +            | +                   | +                | +                           | +                    | +                      | +                   | +                     | +               | +              | +  |    |
| Vermont        | +                    | +                  | +               | +         | +            | +                   | +                |                             |                      |                        | +                   |                       | +               | +              |  |    |
| Virgin Islands | +                    | +                  | +               | +         | +            | +                   |                  |                             | +                    |                        |                     |                       | +               | +              |  |    |
| Virginia       | +                    | +                  | +               | +         | +            | +                   |                  |                             |                      | +                      | +                   |                       | +               | +              |  |    |
| Washington     | +                    | +                  | +               | +         | +            | +                   | +                | +                           | +                    | +                      | +                   |                       |                 |                | +  |    |
| West Virginia  | ●                    | ●                  | ●               | ●         | ●            | ●                   | ●                | ●                           | ●                    | ●                      | ●                   | ●                     | ●               | ●              | ●  |    |
| Wisconsin      | +                    | +                  | +               | +         | ●            | ●                   | ●                | ●                           | ●                    | ●                      | ●                   | +                     | ●               | ●              | ●  |    |
| Wyoming        | ●                    |                    |                 |           |              |                     |                  |                             |                      |                        |                     |                       |                 |                | ●  |    |
| ●              | 24                   | 16                 | 21              | 16        | 17           | 8                   | 19               | 10                          | 6                    | 10                     | 17                  | 13                    | 7               | 12             | 20   | 11 |
| +              | 28                   | 25                 | 25              | 20        | 19           | 12                  | 19               | 16                          | 9                    | 10                     | 19                  | 18                    | 10              | 19             | 20   | 14 |
| Total          | 52                   | 41                 | 46              | 36        | 36           | 20                  | 38               | 26                          | 15                   | 20                     | 36                  | 31                    | 17              | 31             | 40   | 25 |

\* State Medicaid programs are required by law to offer at least these Basic Medicaid Services: inpatient hospital care; outpatient hospital services; other laboratory and X-ray services; skilled nursing home services for people 21 or older; screening and treatment for people under 21; and physicians' services. Home health services will also be required of all State programs beginning July 1970.

\*\* People qualifying as aged, blind, disabled, or members of families with dependent children (usually families with at least one parent absent or incapacitated)

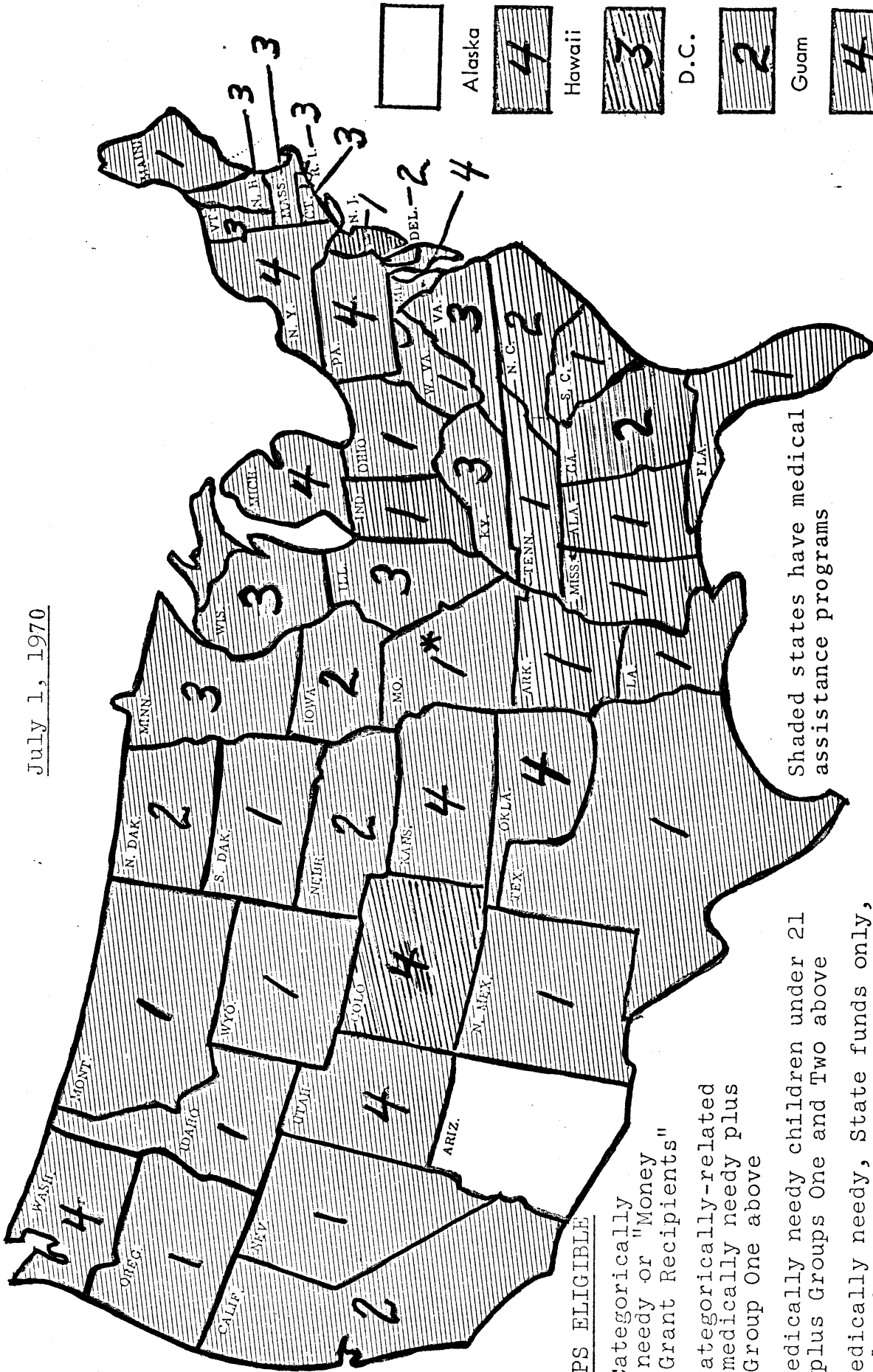
1/ Vendor Drug Program Jan. 1, 1970 Updated by NPC  
 2/ Vendor Drug Program July 1, 1970





# MEDICAL ASSISTANCE PROGRAMS IN OPERATION UNDER TITLE XIX

July 1, 1970



## GROUPS ELIGIBLE

1. Categorically needy or "Money Grant Recipients"
2. Categorically-related medically needy plus Group One above
3. Medically needy children under 21 plus Groups One and Two above
4. Medically needy, State funds only, plus Groups One, Two and Three above

Shaded states have medical assistance programs

\* Missouri also covers Medically Needy, State Funds Only.

Medical Services Administration (Modified by NPC to indicate groups covered.)

SOCIAL AND REHABILITATION SERVICE  
U.S. DEPARTMENT OF HEALTH, EDUCATION, AND WELFARE



ALABAMA

MEDICAL ASSISTANCE DRUG PROGRAM (TITLE XIX)

Title XIX Program Began January 1, 1970

I. BENEFITS PROVIDED AND GROUPS ELIGIBLE

| Type of Benefit               | Money Payment Recipients                               |    |      |      | Medically Needy (M N) Category Related |    |      |      | Children Under 21 | Other* (SFO) |
|-------------------------------|--|----|------|------|--|----|------|------|-------------------|--------------|
|                               | OAA  | AB | APTD | AFDC | OAA                                    | AB | APTD | AFDC |                   |              |
| Prescribed Drugs              | x  | x  | x    | x    |  |    |      |      |                   |              |
| Inpatient Hospital Care       | x  | x  | x    | x    |  |    |      |      |                   |              |
| Outpatient Hospital Care      | x  | x  | x    | x    |  |    |      |      |                   |              |
| Laboratory & X-ray Service    | x  | x  | x    | x    |  |    |      |      |                   |              |
| Skilled Nursing Home Services | x  | x  | x    | x    |  |    |      |      |                   |              |
| Physician Services            | x  | x  | x    | x    |  |    |      |      |                   |              |
| Dental Services               |  |    |      |      |  |    |      |      |                   |              |
| Other Benefits:               | Eyeglasses; optometric services; home health services. |    |      |      |  |    |      |      |                   |              |

\*SFO - State Funds Only - Federal matching for administrative costs.

II. EXPENDITURES FOR DRUGS. Payments to Pharmacists by fiscal year ending June 30:

(Amounts in Thousands)

| CATEGORY | 1965 | 1966 | 1967 | 1968 | 1969 |
|----------|------|------|------|------|------|
| OAA      |      |      |      |      |      |
| MAA      |      |      |      |      |      |
| AB       |      |      |      |      |      |
| APTD     |      |      |      |      |      |
| AFDC     |      |      |      |      |      |
| Total    |      |      |      |      |      |

## ALABAMA

## MEDICAL ASSISTANCE DRUG PROGRAM UNDER TITLE XIX

## III. How Administered:

By the Alabama Department of Public Health

## IV. Provisions Relating to Prescribed Drugs:

- A. General Exclusions (diseases, drug categories, etc.):  
OTC items, vitamins and food supplements.
- B. Formulary: Alabama Drug Code Index, which specifies those drugs that may be dispensed on prescriptions only.
- C. Prescribing or Dispensing Limitations:
  - 1. Terminology: None
  - 2. Quantity of Medication: Solid dosage of from 1 to 90; 100; 150; 200. Liquids not to exceed 16 fluid ounces.
  - 3. Refills: When authorized by prescriber, a maximum of five refills within a 6-month period.
  - 4. Dollar Limits: Yes. Such limit has not been fully finalized.
- D. Prescription Charge Formula: Red Book or Blue Book cost as reflected in the Alabama Drug Code Index, plus a professional fee of \$1.50. Same cost source for OTC items, plus a maximum of 50%.

## V. Miscellaneous Remarks:

The cost of Alabama's program for the first nine months is estimated at \$65 million, of which the Federal Government will contribute 78.5%, or \$50 million. The State estimates that 260,000 persons will be served in the first year of operation.

## ALABAMA

## MEDICAL ASSISTANCE DRUG PROGRAM UNDER TITLE XIX

Officials, Consultants and Committees

## A. Health Department Officials, Consultants and Committees:

## 1. Health Department Officials:

|   |  |
|---|--|
| Ira L. Myers, M.D.<br>State Health Officer            | Alabama Dept. of Public Health<br>State Office Building<br>Montgomery, Alabama 36104 |
| Thomas H. Alphin, M.D.<br>Director, Medical Services  | 304 Dexter Avenue<br>Montgomery, Alabama 36104                                       |
| Sam T. Hardin, Jr., R.Ph.<br>Pharmacist Administrator | " "  |

## 2. Health Department Consultants:

|                           |  |
|---------------------------|--|
| Kenneth R. Shrader, Ph.D. | School of Pharmacy<br>Auburn University<br>Auburn, Alabama 36830 |
|---------------------------|--|

## 3. Title XIX Medical Care Advisory Committee:

|   |  |
|---|--|
| <u>Alabama Hospital Assoc.</u><br>J. Cecil Hamiter, Admr.<br>Baptist Memorial Hospital<br>1007 Goodyear Avenue<br>Gadsden 35903 | <u>Ala. Health Insurance Council</u><br>Milton C. Bartlett, Agency Mgr.<br>The Prudential Insurance<br>Company of America<br>2587 Government Boulevard<br>Mobile |
| <u>Alabama Dental Assoc.</u><br>Dr. H. Ray Evans<br>330 South Ripley Street<br>Montgomery 36104                                 | <u>State Board of Mental Health</u><br>Robert Parker, M.D., Chairman<br>19 South Jackson Street<br>Montgomery 36104  |
| <u>Alabama Pharm. Association</u><br>Lester Thagard, Jr.<br>2220 Bessemer Road<br>Birmingham 35208                              | <u>Alabama Optometric Association</u><br>Dr. Allen C. Rooks<br>P.O. Box 1427<br>Decatur 35602  |
| <u>Alabama Nursing Home Assoc.</u><br>W. B. McGhee<br>Greenville Nursing Home<br>408 Country Club Drive<br>Greenville 36037     | <u>State Commission on Aging</u><br>Rubin M. Hanan, Chairman<br>837 South Hull Street<br>Montgomery 36104  |

## Title XIX Medical Care Advisory Committee (continued):

Medical Association of the State of Alabama

Eugene H. Bradley, M.D.  
901 Cedar Bluff Road  
Centre 35960

J. R. Moore, Jr., M.D.  
1729 Springhill Avenue  
Mobile 36604

Frank M. Cauthen, M.D.  
601 Cloverdale Court  
Athens 35611

J. Ellis Sparks, M.D.  
Medical Arts Building  
Huntsville 35801

Joe W. Denson, M.D.  
1019 Forrest Avenue  
Gadsden 35901

B. B. Jordan, M.D.  
406 Governors Drive  
Huntsville 35801

Louis L. Johnson, M.D.  
509 West Main Street  
Dothan 36301

Gerald G. Woodruff, Jr., M.D.  
721 East 10th Street  
Anniston 36201

Morgan J. Moore, M.D.  
Andalusia 36420

Alabama State Nurses' Association

Joyce H. Clifford (Mrs.)  
Box 2314  
University 35486

State Department of Education

Dr. William N. Eddins, Superintendent  
Mountain Brook City Board of Education  
P.O. Box 9036, Crestline Branch  
Birmingham 35213

Licensed Practical Nurses Association of Alabama

Mildred Westmoreland, LPN  
P.O. Box 335  
Bridgeport 35740

Dr. Ross McBryde, Chairman of Title XIX Medical Care  
Advisory Committee  
339 South Ripley Street  
Montgomery

B. Welfare Department Officials:

Frank House  
Commissioner

State Department of Pensions  
and Security  
64 North Union Street  
Montgomery, Alabama 36104

C. Executive Officers of State Medical Society and State  
Pharmaceutical Association:

A. Medical Society:

L. P. Patterson  
Executive Director  
Medical Association of the  
State of Alabama  
19 South Jackson Street  
Montgomery, Alabama 36104  
Phone: 205/263-6441

B. Pharmaceutical Association:

Launia L. Thagard (Mrs.)  
Executive Director  
Alabama Pharmaceutical Association  
303 Thomas Jefferson Hotel  
Birmingham, Alabama 35203  
Phone: 205/251-8566





## ALASKA

## WELFARE DRUG PROGRAM

## I. Types of medical care programs in effect and services available.

| TYPE OF SERVICE<br>(Vendor)      | TYPE OF PROGRAM |     |    |      |      |    |
|----------------------------------|-----------------|-----|----|------|------|----|
|                                  | OAA             | MAA | AB | APTD | AFDC | GA |
| Prescribed Drugs                 |                 |     |    |      |      | X  |
| Inpatient Hospital<br>Care       |                 |     |    |      |      | X  |
| Nursing Home Care                | X               |     | X  | X    |      | X  |
| Physicians' Services             |                 |     |    |      |      | X  |
| Other Practitioners'<br>Services |                 |     |    |      |      | X  |
| Dental Care                      |                 |     |    |      |      | X  |

## II. Expenditures for Drugs. Payments to pharmacists by fiscal year ending June 30:

(Amounts in Thousands)

| TYPE OF PROGRAM    | 1965 | 1966 | 1967 | 1968 | 1969 |
|--------------------|------|------|------|------|------|
| OAA                |      |      |      |      |      |
| MAA                |      |      |      |      |      |
| AB                 |      |      |      |      |      |
| APTD               |      |      |      |      |      |
| AFDC               |      |      |      |      |      |
| General Assistance | 47   | 53   | 64   | 81   | 99   |
| Total              | \$47 | \$53 | \$64 | \$81 | \$99 |

## ALASKA

## WELFARE DRUG PROGRAM

## III. How Administered:

Directly by the Division of Public Welfare of the State Department of Health and Welfare through 18 district offices of the Division.

## IV. Provisions Relating to Prescribed Drugs:

The Department of Health and Welfare does not function as a vendor of drugs to recipients of public assistance from the Division of Public Welfare.

## V. Miscellaneous Remarks:

Alaska is one of two jurisdictions which has no plans to implement Title XIX at present. Enabling legislation is pending at this time.

## ALASKA

## WELFARE DRUG PROGRAM

Welfare Officials, Consultants and Committees

## 1. Welfare Department Officials:

|   |   |
|---|---|
| Robert A. Hall<br>Commissioner  | State Department of Health<br>Pouch H<br>Juneau, Alaska 99801 |
| V. L. Iverson, Director<br>Division of Administrative Services                        | " "   |
| Stanley P. Harris, Director<br>Division of Public Welfare                             | " "   |
| Samuel West, Chief<br>Research and Statistics   | " "   |
| Ray C. Pagenkopf<br>Social Services Program Coordinator<br>Division of Public Welfare | " "   |
| Margaret A. Bartoo<br>Medical Care Coordinator<br>Division of Public Welfare          | " "   |

## 2. State Welfare Department Advisory Committee:

Agency does not have board, commission or formulary committee.

3. Executive Officers of State Medical Society and State  
Pharmaceutical Association:

## A. Medical Society:

Robert Ogden  
Executive Secretary  
Alaska State Medical Assoc.  
519 West 8th Avenue  
Anchorage, Alaska 99501  
Phone: 907/277-6891

## B. Pharmaceutical Association:

James Murphy, President  
Alaska Pharmaceutical  
Association  
522 - 5th Avenue  
Fairbanks, Alaska 99701  
Phone: 907/452-2328



## ARIZONA

## WELFARE DRUG PROGRAM

## I. Types of medical care programs in effect and services available.

| TYPE OF SERVICE<br>(Vendor)      | TYPE OF PROGRAM |     |    |      |      |    |
|----------------------------------|-----------------|-----|----|------|------|----|
|                                  | OAA             | MAA | AB | APTD | AFDC | GA |
| Prescribed Drugs                 |                 |     |    |      |      |    |
| Inpatient Hospital<br>Care       |                 | X   |    |      |      |    |
| Nursing Home Care                | X               |     |    |      |      |    |
| Physicians' Services             |                 |     |    |      |      |    |
| Other Practitioners'<br>Services |                 |     |    |      |      |    |
| Dental Care                      |                 |     |    |      |      |    |

## II. Expenditures for Drugs. Payments to pharmacists by fiscal year ending June 30:

(Amounts in Thousands)

| TYPE OF PROGRAM | 1965 | 1966 | 1967 | 1968 | 1969 |
|-----------------|------|------|------|------|------|
| OAA             |      |      |      |      |      |
| MAA             |      |      |      |      |      |
| AB              |      |      |      |      |      |
| APTD            |      |      |      |      |      |
| AFDC            |      |      |      |      |      |
| Total           |      |      |      |      |      |

ARIZONA  
WELFARE DRUG PROGRAM

III. How Administered:

By the State Department of Public Welfare through its 14 County Departments of Public Welfare.

IV. Provisions Relating to Prescribed Drugs:

No provisions for a vendor drug program.

Welfare Departments determine eligibility of recipients and County Health Departments authorize medical assistance and drugs which are provided in county hospitals and paid for by County Boards of Supervisors.

In a few counties where there are no hospitals, health departments authorize retail pharmacies to provide drugs to recipients and County Board of Supervisors pays for the drugs. Individual subsistence allowances are not increased to provide drugs.

V. Miscellaneous Remarks:

A state plan for Title XIX is being prepared and a bill to implement Title XIX is being drafted.

ARIZONA  
WELFARE DRUG PROGRAM

Officials, Consultants and Committees

A. Welfare Officials, Consultants and Committees:

1. Welfare Department Officials:

|  |   |
|--|---|
| John O. Graham<br>Commissioner                           | Dept. of Public Welfare<br>State Office Building<br>1624 West Adams<br>Phoenix, Arizona 85007 |
| John Sustek, Director<br>Division of Assistance Payments | " "   |
| Robert W. James, Director<br>Division for the Aging      | " "   |

2. Welfare Department Consultants:

Physicians (Part-time):

|                        |  |        |
|------------------------|--|--------|
| H. J. French, M.D.     | 200 East Monterey Way<br>Phoenix 85013     | } DRVI |
| Jess S. Hull, M.D.     | 2040 W. Bethany Home Road<br>Phoenix 85015 |        |
| Carl J. Freund, M.D.   | 800 North First Avenue<br>Phoenix 85003    |        |
| John J. Wild, M.D.     | 1645 North Alvernon Way<br>Tucson 85700    |        |
| Joseph S. Whaley, M.D. | 748 North Stone<br>Tucson 85705            |        |
| C. G. Salsbury, M.D.   | 502 West Wilshire<br>Phoenix               |        |
| Marceda Spain, M.D.    | 3625 North 38 Street<br>Phoenix 85018      |        |

## 3. State Board of Public Welfare:

William Henry, M.D., Chairman  
 Jose Lopez-Plascencia, M.D.  
 Elizabeth Brook (Mrs.)  
 Glenn R. Jones  
 James J. Coughlin

## B. Health Department Officials, Consultants and Committees:

## 1. Health Department Officials:

|  |  |
|--|--|
| George Spendlove, M.D.<br>Commissioner | State Department of Health<br>State Office Building<br>1624 West Adams<br>Phoenix, Arizona 85007 |
|--|--|

|  |     |
|--|-----|
| Niels H. Poulsen, M.D., Director<br>Medical Services | " " |
|--|-----|

|                                |     |
|--------------------------------|-----|
| Dan Maruna<br>Research Analyst | " " |
|--------------------------------|-----|

## 2. State Board of Health:

Elaine H. McFarland, R.N., Chairman  
 John R. Phillips, D.D.S., Vice-Chairman  
 William B. Steen, M.D., Secretary  
 Clarence E. Yount, Jr., M.D.  
 Joseph G. Stertz

## C. Committee for Liaison between the medical profession and the State on Title XIX planning:

|                          |          |
|--------------------------|----------|
| Charles Guariono, M.D.   | Phoenix  |
| Sydney Kemberline, M.D.  | "        |
| Wallace Reed, M.D.       | "        |
| George Spendlove, M.D.   | "        |
| Charles Yount, Jr., M.D. | Prescott |

## D. Executive Officers of State Medical Association and State Pharmaceutical Association:

## 1. Medical Association:

Fred H. Landeen, President  
 Arizona Medical Association, Inc.  
 222 North Craycroft Road  
 Tucson, Arizona 85716



Medical Association (continued):

Bruce Robinson, Executive Director  
Arizona Medical Association, Inc.  
810 West Bethany Home Road  
Phoenix, Arizona 85013

Gary L. Barnett, Associate Executive Director

2. Pharmaceutical Association:

James A. Toomey, Executive Secretary  
Arizona Pharmaceutical Association  
2202 North 7th Street  
Phoenix, Arizona 85006  
Phone: 602/258-8121



## ARKANSAS

## MEDICAL ASSISTANCE DRUG PROGRAM (TITLE XIX)

Title XIX Program Began January 1, 1970

## I. BENEFITS PROVIDED AND GROUPS ELIGIBLE

| Type of Benefit               | Money Payment Recipients |    |      |      | Medically Needy (M N) |                   |              |  |                |
|-------------------------------|--------------------------|----|------|------|-----------------------|-------------------|--------------|--|----------------|
|                               | OAA                      | AB | APTD | AFDC | Category Related      | Children Under 21 | Other* (SFO) |  |                |
| Prescribed Drugs              |                          |    |      |      |                       |                   |              |  |                |
| Inpatient Hospital Care       | x                        | x  | x    | x    |                       |                   |              |  |                |
| Outpatient Hospital Care      | x                        | x  | x    | x    |                       |                   |              |  |                |
| Laboratory & X-ray Service    | x                        | x  | x    | x    |                       |                   |              |  |                |
| Skilled Nursing Home Services | x                        | x  | x    | x    |                       |                   |              |  |                |
| Physician Services            | x                        | x  | x    | x    |                       |                   |              |  |                |
| Dental Services               | x                        | x  | x    | x    |                       |                   |              |  |                |
| Other Benefits:               |                          |    |      |      |                       |                   |              |  |                |
|                               |                          |    |      |      |                       |                   |              |  | Transportation |

\*SFO - State Funds Only - Federal matching for administrative costs.

## II. EXPENDITURES FOR DRUGS. Payments to Pharmacists by fiscal year ending June 30:

| CATEGORY                         | (Amounts in Thousands) |      |      |      |      |
|----------------------------------|------------------------|------|------|------|------|
|                                  | 1965                   | 1966 | 1967 | 1968 | 1969 |
| OAA                              |                        |      | \$   | \$   |      |
| MAA                              |                        |      |      |      |      |
| AB                               |                        |      |      |      |      |
| APTD                             |                        |      |      |      |      |
| AFDC                             |                        |      |      |      |      |
| General Assistance <sup>1/</sup> |                        |      | 4    | 2    |      |
| Total                            |                        |      | \$4  | \$2  |      |

<sup>1/</sup> Drugs limited to eye care only

## ARKANSAS

## MEDICAL ASSISTANCE DRUG PROGRAM UNDER TITLE XIX

## III. How Administered:

By the Department of Public Welfare.

## IV. Provisions Relating to Drugs:

No provision was made by the Welfare Department for payment to pharmacists for drugs, with the exception of a very limited amount for drugs for patients with a diagnosis of glaucoma.

The Title XIX program was implemented in Arkansas on January 1, 1970.

## V. Miscellaneous Remarks:

The cost of Arkansas' program for the first 12 months is estimated at \$25,705,000, of which the Federal Government will contribute 79.7%, or \$20.5 million. The State estimates that 130,000 persons will be eligible.

## ARKANSAS

## MEDICAL ASSISTANCE DRUG PROGRAM UNDER TITLE XIX

Welfare Officials, Consultants and Committees

## 1. Welfare Department Officials:

|  |  |
|--|--|
| Len E. Blaylock<br>Commissioner                                      | State Dept. of Public Welfare<br>Welfare Employment Security Bldg.<br>State Capitol<br>Box 1437<br>Little Rock, Arkansas 72203 |
| Edward B. Moulton<br>Administrative Services Director                | " "  |
| Ardelia Womack (Mrs.)<br>Programs Director                           | " "  |
| Margaret E. Deal (Mrs.)<br>Medical Services Director                 | " "  |
| Ivy C. Johnson<br>Commodity Distribution and<br>Food Stamps Director | " "  |
| Ivan H. Smith<br>Legal Services Director                             | " "  |

## 2. Welfare Department Consultants:

## A. Physicians (Part-time):

|                        |                                  |
|------------------------|----------------------------------|
| W. H. O'Neal, M.D.     | 1111 Bishop, Little Rock 72202   |
| Bert L. Phillips, M.D. | 1403 Main, No. Little Rock 72114 |
| Roy A. Brinkley, M.D.  | 1111 Bishop, Little Rock 72202   |

## B. Dentists (Part-time):

|                          |                                  |
|--------------------------|----------------------------------|
| J. R. Luten, Jr., D.D.S. | 917 W. Second, Little Rock 72201 |
|--------------------------|----------------------------------|

## 3. Title XIX Medical Advisory Committee:

No committee has been formed yet; however, the committee is in the process of being formed.

4. Executive Officers of State Medical Society and State  
Pharmaceutical Association:

A. Medical Society:

Paul C. Schaefer  
Executive Vice-President  
Arkansas Medical Society  
P. O. Box 1208  
Fort Smith, Arkansas 72901  
Phone: (501) SU 2-8218

B. Pharmaceutical Association:

William G. Smith, R.Ph.  
Secretary-Manager  
Arkansas Pharmaceutical Association  
609 Wallace Building  
Little Rock, Arkansas 72201  
Phone: (501) 374-4787

## CALIFORNIA

## MEDICAL ASSISTANCE DRUG PROGRAM (TITLE XIX)

Title XIX Program Began March 1, 1966

## I. BENEFITS PROVIDED AND GROUPS ELIGIBLE

| Type of Benefit               | Money Payment Recipients |    |      |      | Medically Needy (M N ) |    |      |      |                   |              |
|-------------------------------|--------------------------|----|------|------|------------------------|----|------|------|-------------------|--------------|
|                               |                          |    |      |      | Category Related       |    |      |      | Children Under 21 | Other* (SFO) |
|                               | OAA                      | AB | APTD | AFDC | OAA                    | AB | APTD | AFDC |                   |              |
| Prescribed Drugs              | x                        | x  | x    | x    | x                      | x  | x    | x    |                   |              |
| Inpatient Hospital Care       | x                        | x  | x    | x    | x                      | x  | x    | x    |                   |              |
| Outpatient Hospital Care      | x                        | x  | x    | x    | x                      | x  | x    | x    |                   |              |
| Laboratory & X-ray Service    | x                        | x  | x    | x    | x                      | x  | x    | x    |                   |              |
| Skilled Nursing Home Services | x                        | x  | x    | x    | x                      | x  | x    | x    |                   |              |
| Physician Services            | x                        | x  | x    | x    | x                      | x  | x    | x    |                   |              |
| Dental Services               | x                        | x  | x    | x    | x                      | x  | x    | x    |                   |              |
| Other Benefits:               |                          |    |      |      |                        |    |      |      |                   |              |

\*SFO - State Funds Only - Federal matching for administrative costs.

## II. EXPENDITURES FOR DRUGS. Payments to Pharmacists by fiscal year ending June 30:

| CATEGORY        | (Dollar Amounts in Thousands) |          |                  |           |                  |           |
|-----------------|-------------------------------|----------|------------------|-----------|------------------|-----------|
|                 | 1966                          | 1967     | 1968             |           | 1969             |           |
|                 |                               |          | Persons Eligible | <u>1/</u> | Persons Eligible | <u>1/</u> |
| OAA             | \$                            | \$15,549 | 295,583          | \$16,045  | 303,824          | \$19,416  |
| MAA             |                               |          |                  |           |                  |           |
| AB              |                               | 780      | 12,750           | 791       | 12,861           | 935       |
| APTD            |                               | 7,811    | 121,967          | 9,834     | 139,059          | 12,904    |
| AFDC            |                               | 9,355    | 880,125          | 11,216    | 973,840          | 15,333    |
| MN Aged         |                               |          |                  |           | 56,155           | 6,406     |
| MN Blind        |                               |          |                  |           | 788              | 115       |
| MN Disabled     |                               |          |                  |           | 14,077           | 982       |
| MN Children     |                               |          |                  |           | 123,668          | 714       |
| Medically Needy |                               | 4,273    | 165,259          | 5,764     |                  |           |
| Total           | \$32,924                      | \$37,768 | 1,475,654        | \$43,650  | 1,624,272        | \$56,805  |

1/ Monthly average

## CALIFORNIA

## MEDICAL ASSISTANCE DRUG PROGRAM UNDER TITLE XIX

## III. How Administered:

By the Human Relations Agency with direct supervision by the Department of Health Care Services in cooperation with the Departments of Social Welfare, Public Health, Mental Hygiene, and Rehabilitation. Payment of all bills is through a fiscal intermediary consisting of a consortium of California Blue Shield, Hospital Service of California (Blue Cross, North), and Hospital Service of Southern California (Blue Cross, South).

## IV. Provisions Relating to Prescribed Drugs:

- A. General Exclusions (diseases, drug categories, etc.):  
Multivitamins, most O.T.C. items, non-narcotic analgesics except sodium salicylate; amphetamines and dextro-amphetamines.
- B. Formulary: 596 drugs listed generically in closed-end formulary. Most brand names listed alphabetically as cross index references. Drugs not included in formulary are ineligible for payment, except on a prior authorization basis. The attending physician must send a written request to the County Medical Consultant for approval. Formulary lists price ceilings for 21 drugs. Pharmacist must enter drug code number on prescription billing form (MC-165).
- C. Prescribing or Dispensing Limitations:
  1. Terminology: Formulary basically set up on generic name basis. Official welfare prescription blank contains statement to the effect that the prescribed item or "USP, NF, NND, or generic equivalent" may be dispensed. The physician may, however, strike out this statement.
  2. Quantity of Medication: This is flexible, but Formulary states that quantities should be consistent with the medical needs of the patient.
  3. Refills: A new prescription (renewal) can be prepared after authorization by physician.
  4. Dollar Limits: No limitation.



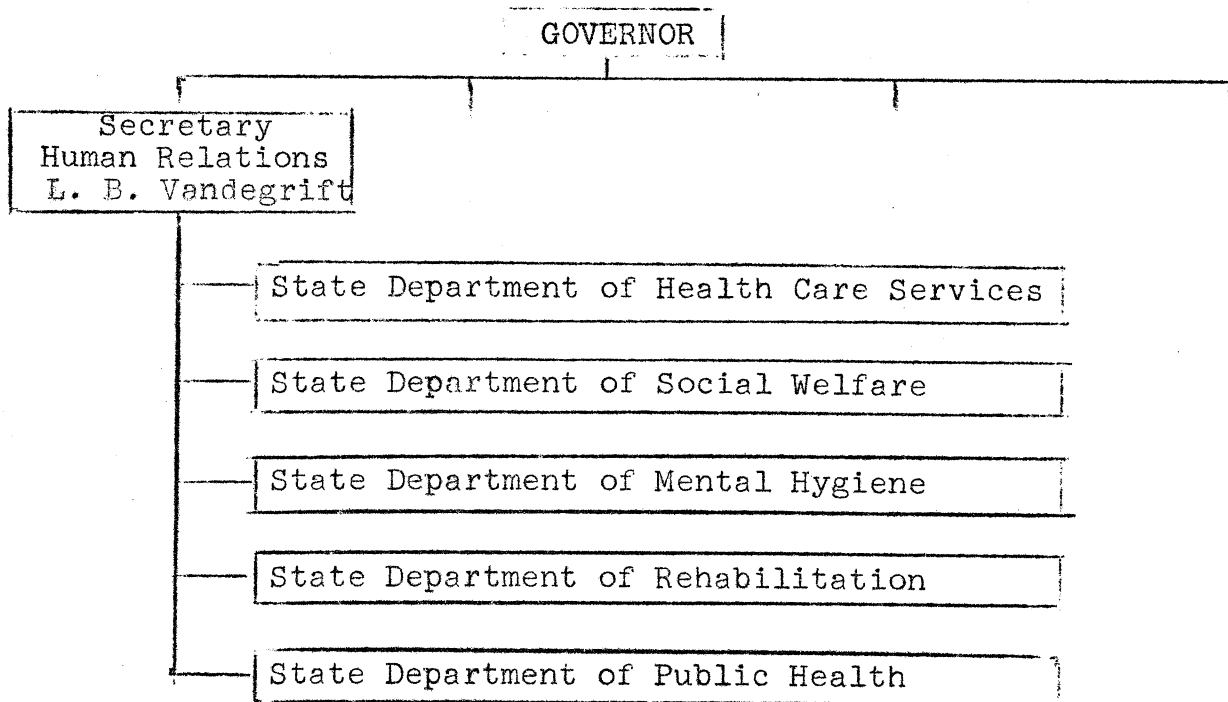
D. Prescription Charge Formula: Blue Book or Red Book cost plus \$2.30 professional fee. Maximum allowable wholesale cost for certain drugs is set forth in formulary. Pharmacist required to dispense lowest cost item he has in stock, meeting requirements of practitioner as shown on prescription form. Prescription price must not exceed regular retail price.

V. Miscellaneous Remarks:

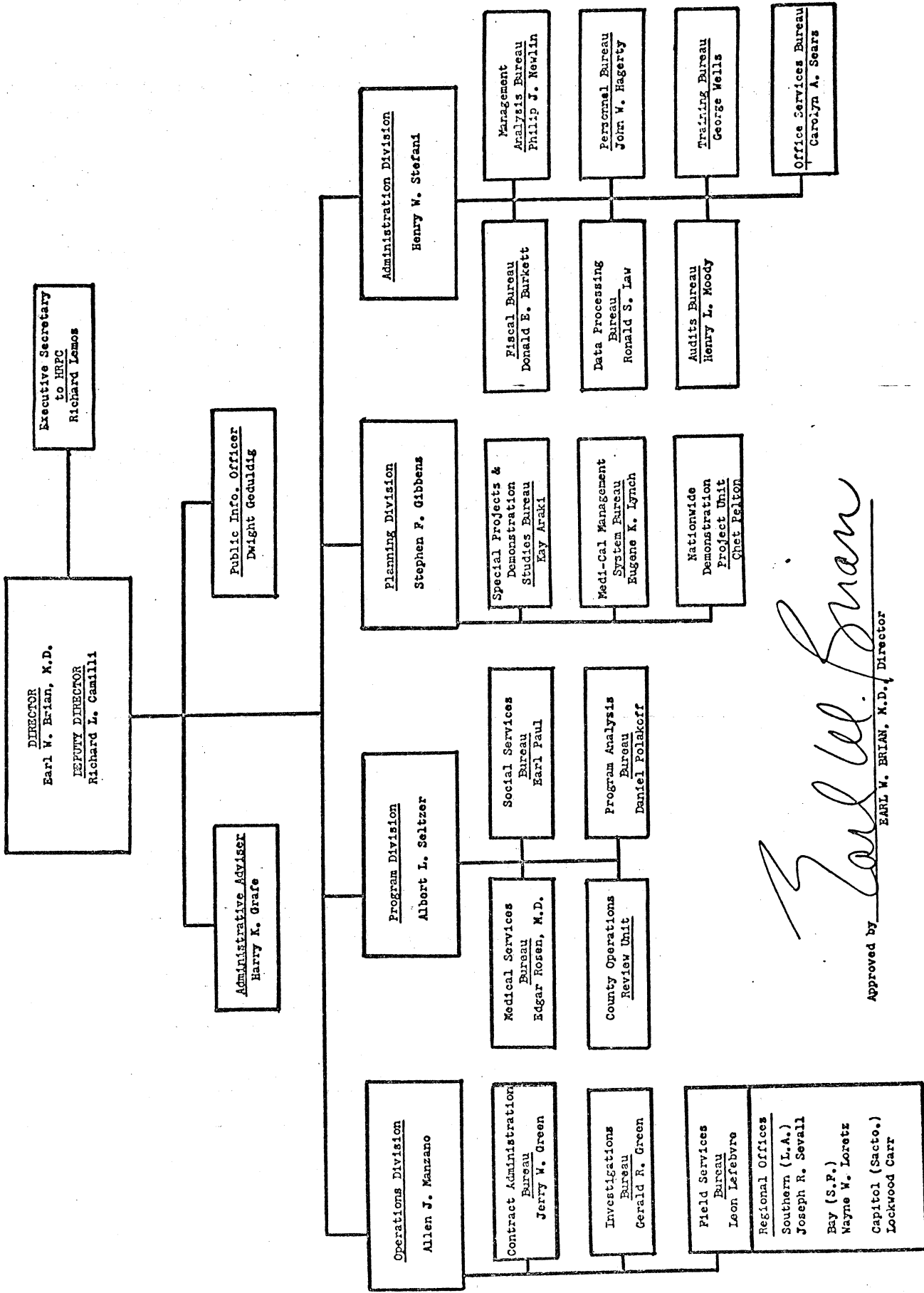
Revisions to formulary have usually been made each year; current formulary is the September 1, 1968 edition. Additions must be recommended by Medical Therapeutics and Drug Advisory Committee and approved by the Department of Health Care Services.

The State of California estimated approximately 2,500,000 persons, or 13 percent of its forecasted 1967 population of 19 million, are potentially eligible for benefits under this program.

ORGANIZATION CHART



ORGANIZATION  
DEPARTMENT OF HEALTH CARE SERVICES



*Earl W. Brian*  
 Approved by Earl W. Brian, M.D., Director

MEDICAL SERVICES BUREAU

|                   |
|-------------------|
| Bureau Chief      |
| Edgar Rosen, M.D. |

|                                |
|--------------------------------|
| Clerk Typist I<br>Carol Kohler |
|--------------------------------|

|                                   |
|-----------------------------------|
| Clerk Typist II<br>Rose Tanghetti |
|-----------------------------------|



|  |
|--|
| Professional Consultant Section                          |
| Medical Program Consultant<br>Henning W. Mathiasen, M.D. |

|   |
|---|
| Program Coordination Section                    |
| Health Program Advisor IV<br>Frank S. Tarantino |

|  |
|--|
| Medical Consultant I<br>Wilbur C. Berry, M.D.  |
| -----  |
| Senior Psychiatrist<br>Vacant  |
| -----  |
| Dental Program Consultant<br>William J. Dolan, D.D.S.                                  |
| -----  |
| Pharmaceutical Program Coordinators<br>Victor Boisseree<br>George Pennebaker, Pharm.D. |
| -----  |
| 3.2 man years of temporary<br>Consultant time - medical<br>services                    |

|  |
|--|
| Health Program Advisors III<br>Robert W. Wilson<br>D. Jerome Hansen<br>Richard L. Moss<br>Philip J. Newlin |
| Health Program Advisors II<br>Thomas F. Hall   |

## CALIFORNIA

## MEDICAL ASSISTANCE DRUG PROGRAM UNDER TITLE XIX

Officials, Consultants and Committees

## A. Human Relations Agency Officials, Consultants and Committees:

## 1. Human Relations Agency Officials

|                                    |   |  |
|------------------------------------|---|--|
| Lucian Vandegrift<br>Administrator | - | HUMAN RELATIONS AGENCY<br>State Office Building #1<br>Room 427<br>Sacramento, Calif. 95814 |
|------------------------------------|---|--|

2. Department of Health Care Services<sup>1/</sup> Officials:

|                                 |  |   |
|---------------------------------|--|---|
| Earl W. Brian, M.D.<br>Director |  | DEPARTMENT OF HEALTH CARE<br>SERVICES<br>714 P Street<br>Sacramento, Calif. 95814 |
|---------------------------------|--|---|

|                                       |  |     |
|---------------------------------------|--|-----|
| Richard L. Camilli<br>Deputy Director |  | " " |
|---------------------------------------|--|-----|

|   |  |     |
|---|--|-----|
| Albert L. Seltzer<br>Director<br>Program Division |  | " " |
|---|--|-----|

|   |  |     |
|---|--|-----|
| Edgar Rosen, M.D., Chief<br>Medical Services Bureau |  | " " |
|---|--|-----|

|   |  |     |
|---|--|-----|
| George H. Pennebaker, Pharm.D.<br>Pharmaceutical Program<br>Coordinator |  | " " |
|---|--|-----|

|   |  |     |
|---|--|-----|
| Victor R. Boisseree, R.Ph.<br>Pharmaceutical Program<br>Coordinator |  | " " |
|---|--|-----|

---

<sup>1/</sup> See organization chart under V, page 3.

## 3. Advisory Committee to the Department of Health Care Services:

## a. Health Review and Program Council:

Richard V. Bibbero, Pres.  
Medical Management Control  
109 Stevenson Street  
San Francisco 94105

Gordon R. Cumming, Admin.  
Sacramento Med. Center  
2315 Stockton Boulevard  
Sacramento 95817

Beatrice A. Dumlao, R.N.  
Head of Nursing Staff  
Bravo Clinic  
735 South Soto Street  
Los Angeles 90023

Sidney Friedman  
Executive Director  
Jewish Home for the Aged  
302 Silver Avenue  
San Francisco 94112

Arthur F. Howard, M.D.  
1542 Wishon Street  
Fresno 93728

James B.D. Mark, M.D.  
Chairman  
Department of Surgery  
Santa Clara Valley  
Medical Center  
751 South Bascom Avenue  
San Jose 95128

Ex Officio Members:

Member  
Earl W. Brian, M.D.  
Director  
Department of Health  
Care Services  
714 P Street, Room 1263  
Sacramento 95814

Bruce Poyer  
Coordinator of Public Affairs  
Center for Labor Education  
and Research  
Inst. of Industrial Relations  
University of California  
Berkeley 94720

Reverend George W. Smith  
Golden Hills United  
Presbyterian Church  
2130 Market Street  
San Diego 92102

Lincoln L. Riley, D.D.S.  
400 North Maclay  
San Fernando 9140

Arthur Weissman, Director  
Medical Economics  
Kaiser Foundation  
300 Lakeside Drive  
Oakland 94612

Alex B. Wilcox, M.D.  
Box 299  
Coarsegold 93614

Alternate  
Richard L. Camilli  
Department of Health Care  
Services  
714 P Street, Room 1264  
Sacramento 95814

## Ex Officio Members (continued):

| <u>Member</u>  | <u>Alternate</u>  |
|--|---|
| Louis F. Saylor, M.D.<br>Director<br>Department of Public Health<br>744 P Street, Room 527<br>Sacramento 95814 | Crawford A. Bost, M.D.<br>Department of Public Health<br>744 P Street, Room 455<br>Sacramento 95814         |
| Robert E. Howard, Director<br>Department of Rehabilitation<br>714 P Street, Room 450<br>Sacramento 95814       | -Russell F. Forney, Ph.D. ---<br>Department of Rehabilitation<br>714 P Street, Room 450<br>Sacramento 95814 |
| James V. Lowry, M.D.<br>Director<br>Department of Mental Hygiene<br>744 P Street, Room 742<br>Sacramento 95814 | Robert T. Hewitt, M.D.<br>Department of Mental Hygiene<br>744 P Street, Room 742<br>Sacramento 95814        |
| Robert Martin, Director<br>Department of Social Welfare<br>744 P Street, Room 1743<br>Sacramento 95814         |   |

-----

Richard Lemos  
Executive Secretary  
Health Review and Program Council  
Department of Health Care Services  
714 P Street, Room 1254  
Sacramento 95814

## b. Medical Therapeutics and Drug Advisory Committee:

John Lagen, M.D.  
Chairman  
Department of Medicine  
University of California  
San Francisco Med. Center  
San Francisco

## Medical Therapeutics and Drug Advisory Committee (continued):

Donald C. Brodie, Ph.D.  
Professor of Pharmacy and  
Pharmaceutical Chemistry  
School of Pharmacy  
University of California  
San Francisco Medical Center  
San Francisco

DeWitt Burnham, M.D.  
Internist  
348 Post Street  
San Francisco

Charles Duffy, M.D.  
General Practitioner  
Lone Tree Medical Center  
Highway 4  
Brentwood

Paul I. Hoagland, M.D.  
Internist  
65 North Madison Avenue  
Pasadena

Samuel W. Kidder, Pharm.D.  
Practicing Pharmacist  
1412 Hill Drive  
Antioch

Robert D. Gibson, Pharm.D.  
Clinical Instructor  
School of Pharmacy  
Manufacturing Laboratory  
University of California  
San Francisco Medical Center  
San Francisco

Royce J. Truex, M.D.  
Ross Valley Medical Clinic  
1330 Sir Francis Drake Blvd.  
Kentfield

## B. State Department of Social Welfare Officials:

Robert Martin  
Director

STATE DEPT. OF SOCIAL WELFARE  
714 P Street  
Sacramento, Calif. 95814

## C. State Department of Public Health Officials:

Louis F. Saylor, M.D.  
Director

STATE DEPT. OF PUBLIC HEALTH  
744 P Street  
Sacramento, Calif. 95814

## D. State Department of Mental Hygiene Officials:

James V. Lowry, M.D.

STATE DEPT. OF MENTAL HYGIENE  
744 P Street  
Sacramento, Calif. 95814

## E. State Department of Rehabilitation Officials:

Robert E. Howard  
Director

STATE DEPT. OF REHABILITATION  
714 P Street  
Sacramento, Calif. 95814

F. Officers of California Physicians' Service  
(the Fiscal Intermediary):

Charles Stewart  
Vice-President

CALIFORNIA MEDICAL ASSISTANCE  
PROGRAM  
California Blue Shield  
720 California Street  
San Francisco, Calif. 94108

William Thompson, R.Ph.  
Pharmaceutical Consultant

" "

G. Executive Officers of State Medical Society, State Hospital  
Society and State Pharmaceutical Association:

## 1. Medical Society:

Robert L. Thomas  
Executive Director  
Calif. Medical Assoc.  
693 Sutter Street  
San Francisco, Calif. 94102  
Phone: 415/776-9400

## 3. Pharmaceutical Association:

Robert C. Johnson  
Executive Vice-President  
California Pharmaceutical  
Association  
555 Capitol Mall  
Sacramento, Calif. 95814  
Phone: 916/444-7811

## 2. California Hospital Association:

William Whelan  
Executive Secretary  
California Hospital  
Association  
111 Pine Street, Suite 1011  
San Francisco, Calif. 94111  
Phone: 415/981-3491



## COLORADO

## MEDICAL ASSISTANCE DRUG PROGRAM (TITLE XIX)

Title XIX Program Began January 1, 1969

## I. BENEFITS PROVIDED AND GROUPS ELIGIBLE

| Type of Benefit               | Money Payment Recipients |    |      |      | Medically Needy (M N) |   |   |   |                   |              |   |
|-------------------------------|--------------------------|----|------|------|-----------------------|---|---|---|-------------------|--------------|---|
|                               | OAA                      | AB | APTD | AFDC | Category Related      |   |   |   | Children Under 21 | Other* (SFO) |   |
| Prescribed Drugs              | x                        | x  | x    | x    | x                     | x | x | x | x                 | x            | x |
| Inpatient Hospital Care       | x                        | x  | x    | x    | x                     | x | x | x | x                 | x            | x |
| Outpatient Hospital Care      | x                        | x  | x    | x    | x                     | x | x | x | x                 | x            | x |
| Laboratory & X-ray Service    | x                        | x  | x    | x    | x                     | x | x | x | x                 | x            | x |
| Skilled Nursing Home Services | x                        | x  | x    | x    | x                     | x | x | x | x                 | x            | x |
| Physician Services            | x                        | x  | x    | x    | x                     | x | x | x | x                 | x            | x |
| Dental Services               |                          |    |      |      |                       |   |   |   |                   |              | x |

Other Benefits:

Home nursing; transportation; glasses; family planning.

\*SFO - State Funds Only - Federal matching for administrative costs.

## II. EXPENDITURES FOR DRUGS. Payments to Pharmacists by fiscal year ending June 30:

(Amounts in Thousands)

| CATEGORY | 1965    | 1966    | 1967    | 1968    | 1969    |
|----------|---------|---------|---------|---------|---------|
| OAA      | \$ 188  | \$ 81   | \$ 93   | \$ 86   |         |
| MAA      | 508     | 673     | 866     | 811     |         |
| AB       | 9       | 9       | 9       | 10      |         |
| APTD     | 248     | 275     | 358     | 418     |         |
| AFDC     | 77      | 91      | 105     | 110     |         |
| Total    | \$1,030 | \$1,129 | \$1,431 | \$1,435 | \$2,881 |

## COLORADO

## MEDICAL ASSISTANCE DRUG PROGRAM UNDER TITLE XIX

## III. How Administered:

By 63 County Departments of Public Welfare under the supervision of the State Department of Social Services.

## IV. Provisions Relating to Prescribed Drugs:

## A. General Exclusions (diseases, drug categories, etc.):

Injectible B-12 and liver products, except for pernicious anemia and/or combined sclerosis.

Effective February 1, 1967, the Department of Social Services, deleted over-the-counter drugs from the drug program, except insulin.

## B. Formulary:

A "Drug Pricing Guide" recognizes all drug products controlled by the Food and Drug Administration in accordance with the intent of the laws of Colorado.

## C. Prescribing or Dispensing Limitations:

1. Terminology: None

2. Quantity of Medication: Usually a minimum of one month's supply, except that a two- or more months' supply of digitalis, insulin, anti-epileptics, and other sustaining drugs may be prescribed.

3. Refills: May be authorized by the physician on the original prescription.

4. Dollar Limits: None

D. Prescription Charge Formula: Wholesale cost plus \$1.85 professional fee.

## V. Miscellaneous Remarks:

From July 1969 through June 1970 total expenditures were estimated to be \$51.8 million, of which the Federal share would be \$29.1 million. Approximately 126,000 persons (about 6%) of the Colorado population are served by Title XIX. The yearly increase in caseload is estimated at 600 cases.

## COLORADO

## MEDICAL ASSISTANCE DRUG PROGRAM UNDER TITLE XIX

Welfare Officials, Consultants and Committees

## 1. Social Services Department Officials:

|  |  |
|--|--|
| Con F. Shea<br>Executive Director  | Colorado Department of<br>Social Services<br>- 1575 Sherman Street<br>Denver, Colorado 80203 |
| Miss Charline J. Birkins, Director<br>Division of Public Welfare         | " "  |
| John A. Dunn, Executive Assistant  | " "  |
| Franklin L. Bowling, R.Ph., M.D., M.P.H.<br>Director of Medical Services | " "  |
| Douglas T. Margreiter, R.Ph., M.P.H.<br>Pharmacist                       | " "  |

## 2. Social Services Department Consultants:

## Physicians (Part-time):

|   |  |
|---|--|
| Richard S. Bolton, M.D.<br>Consultant in Tuberculosis<br>Assistance | 4210 East 11th Avenue<br>Denver 80220            |
| Samuel Emmanuel, M.D.<br>General Medical Consultant                 | 4101 East Wesley Avenue<br>Denver 80222          |
| Marvin J. Lubeck, M.D.<br>Consultant in Ophthalmology               | 3865 Cherry Creek North<br>Drive<br>Denver 80210 |
| Edna S. Webster, M.D., M.P.H.<br>Consultant in Medical Care         | 6660 West 6th Avenue<br>Denver                   |
| Benjamin S. Wood, M.D.<br>Consultant in Psychiatry                  | 3535 South Lafayette<br>Englewood 80110          |

## 3. State Medical Assistance and Services Advisory Council:

|  |                          |
|--|--------------------------|
| James E. Strain, M.D., <u>Chairman</u> | Roy M. Hedlund, O.D.     |
| John M. Wood, M.D.                     | Harry Asmus              |
| James R. Snedeker, D.O.                | Don L. Arnwine           |
| Jack D. Nassimbene, D.D.S.             | Mrs. Fletcher S. Gaylord |
| Donald C. Peebles, R.Ph.               | Ada Kruger (Mrs.)        |
| Katherine E. H. Corbin, D.S.C.         | Mrs. Andrew McGill       |
| Mrs. Margaret Clemons, R.N.            |                          |

Ex Officio:

|                             |   |
|-----------------------------|---|
| Con F. Shea                 | Executive Director<br>Department of Social Services |
| Charline Birkins            | Director<br>Division of Public Welfare              |
| Roy L. Cleere, M.D., M.P.H. | Director<br>Department of Public Health             |

(This committee is independent of Consultant Committees listed on prior pages.)

NOTE: The Medical Advisory Council under the Title XIX Medical Assistance Program shall be composed of 15 members. Ex officio members are the administrative heads of the State Department of Social Services, Division of Public Welfare, and the State Department of Public Health. The remaining members of the advisory council shall be appointed by the governor, to represent the various areas of medical services and the public. Specifically included shall be two members who are doctors of medicine, a doctor of osteopathy, a dentist, an optometrist, an owner or operator of a licensed nursing home in the State, a member representing licensed hospitals in the State, a pharmacist, a registered nurse, and three members to represent the public. The remaining member may represent any other area of medical services not specifically enumerated, but shall not be limited thereto.

## 4. State Welfare Division Affairs Committee:

Represents the Council on Medical Service in all its relationships with the State Welfare Department, with the exception of fees. Does not establish official policies but only recommends them to the Council.

## A. Physicians:

William E. Lloyd, M.D.  
Chairman  
801 North Cascade  
Colorado Springs 80907

Richard J. Beebe, M.D.  
5150 Yale Circle  
Denver 80222

Daniel B. Benedict, M.D.  
895 South Logan Street  
Denver 80209

John R. Chamberlin, Jr., M.D.  
8790 West Colfax Avenue  
Lakewood 80215

John D. Cooper, M.D.  
1650 Sixteenth Street  
Greeley 80631

Theodore K. Gleichman, M.D.  
1919 South University Boulevard  
Denver 80210

William E. Jobe, M.D.  
5301 South Clarkson  
Littleton 80120

Lorence T. Kircher, Jr., M.D.  
801 North Cascade Avenue  
Colorado Springs 80903

James E. Strain, M.D.  
2401 East Sixth Avenue  
Denver 80206

## B. Pharmacy:

Donald C. Peebles, R.Ph.  
10859 West 70th Avenue  
Arvada 80002

James H. Vincent, R.Ph.  
Yuma 80759

Frank Onufrock, R.Ph.  
1221 Hermosa Way  
Colorado Springs 80906

Elton H. Ferguson, R.Ph.  
5991 South Pearl  
Littleton 80120

Dan L. Young, R.Ph.  
University of Colorado  
Medical Center  
Denver 80206

## 5. Council on Special Pharmaceutical Projects, Programs and Problems:

University of Colorado School of Pharmacy  
Harold C. Heim, Ph.D., Dean  
University of Colorado  
Boulder 80301

6. Executive Officers of State Medical Society and State  
Pharmaceutical Association:

A. Medical Society:

Donald G. Derry  
Executive Secretary  
Colorado Medical Society  
1809 East 18th Avenue  
Denver, Colorado 80218  
Phone: 303/399-1222

B. Pharmaceutical Association:

Charles L. Cummings, R.Ph.  
Executive Secretary  
Colorado Pharmaceutical Association  
444 Sherman Street  
Denver, Colorado 80203  
Phone: 303/733-4727

CONNECTICUT

MEDICAL ASSISTANCE DRUG PROGRAM (TITLE XIX)

Title XIX Program Began July 1, 1966

I. BENEFITS PROVIDED AND GROUPS ELIGIBLE

| Type of Benefit               | Money Payment Recipients |    |      |      | Medically Needy (M N) |    |      |      |              |
|-------------------------------|--------------------------|----|------|------|-----------------------|----|------|------|--------------|
|                               | OAA                      | AB | APTD | AFDC | Category Related      |    |      |      | Other* (SFO) |
|                               |                          |    |      |      | OAA                   | AB | APTD | AFDC |              |
| Prescribed Drugs              | X                        | X  | X    | X    | X                     | X  | X    | X    | X            |
| Inpatient Hospital Care       | X                        | X  | X    | X    | X                     | X  | X    | X    | X            |
| Outpatient Hospital Care      | X                        | X  | X    | X    | X                     | X  | X    | X    | X            |
| Laboratory & X-ray Service    | X                        | X  | X    | X    | X                     | X  | X    | X    | X            |
| Skilled Nursing Home Services | X                        | X  | X    | X    | X                     | X  | X    | X    | X            |
| Physician Services            | X                        | X  | X    | X    | X                     | X  | X    | X    | X            |
| Dental Services               | X                        | X  | X    | X    | X                     | X  | X    | X    | X            |
| Other Benefits:               |                          |    |      |      |                       |    |      |      |              |

\*SFO - State Funds Only - Federal matching for administrative costs.

II. EXPENDITURES FOR DRUGS. Payments to Pharmacists by fiscal year ending June 30:

| CATEGORY        | (Dollar Amounts in Thousands) |         |                        |                        |         |         |
|-----------------|-------------------------------|---------|------------------------|------------------------|---------|---------|
|                 | 1966                          | 1967    | 1968                   |                        | 1969    |         |
|                 |                               |         | Persons 1/<br>Eligible | Persons 4/<br>Eligible |         |         |
| OAA             | \$ 301                        |         | 9,237                  | 7,563                  | \$ 461  |         |
| MAA             | 818                           |         |                        |                        |         |         |
| AB              | 18                            |         | 278                    | 241                    | 17      |         |
| APTD            | 390                           |         | 7,056                  | 5,632                  | 481     |         |
| AFDC            | 740                           |         | 97,813 <sup>2/</sup>   | 80,750                 | 1,081   |         |
| Medically Needy |                               |         |                        | 22,079                 | 1,470   |         |
| MN Aged         |                               |         | 16,626                 |                        |         |         |
| MN Blind        |                               |         | 119                    |                        |         |         |
| MN Disabled     |                               |         | 5,006                  |                        |         |         |
| MN Children     |                               |         | 61,634 <sup>3/</sup>   |                        |         |         |
| Total           | \$2,269                       | \$2,608 | 197,769                | \$3,041                | 116,265 | \$3,510 |

1/ Unduplicated count of persons eligible during calendar year 1968  
 2/ Children 72,790; Adults 25,023  
 3/ Children 55,907; Adults 5,727  
 4/ Average monthly caseload FY 1969

## CONNECTICUT

## MEDICAL ASSISTANCE DRUG PROGRAM UNDER TITLE XIX

## III. How Administered:

Directly by the State Welfare Department through 8 district offices and one town delegated this special authority.

## IV. Provisions Relating to Prescribed Drugs:

- A. General Exclusions (diseases, drug categories, etc.): Will not pay for: experimental drugs, maintenance vitamins except during pregnancy and for children up to fourth birthday, anti-obesity drugs, food substitutes or dietary foods, cathartics and laxatives. Therapeutic vitamins require prior authorization.
- B. Formulary: None
- C. Prescribing or Dispensing Limitations:
1. Terminology: Physicians are encouraged to prescribe 17 specified drugs generically.
  2. Quantity of Medication: No provision.
  3. Refills: No refills except in cases of chronic diseases or deficiency states requiring continuous therapy with the same medications. Refills in chronic conditions may cover period not to exceed 90 days.
  4. Dollar Limits: Prescriptions costing more than \$10 require prior authorization from District Office.
- D. Prescription Charge Formula: Rates based on cost plus 66-2/3% markup. \$1 minimum.

## V. Miscellaneous Remarks:

The State agency estimated that approximately 10 percent of the State's population of 2.8 million persons would be eligible, and that eventually the Title XIX program would serve approximately 297,000 persons.



## CONNECTICUT

## MEDICAL ASSISTANCE DRUG PROGRAM UNDER TITLE XIX

Welfare Officials, Consultants and Committees

## 1. Welfare Department Officials:

|  |   |
|--|---|
| John F. Harder<br>Commissioner                               | State Welfare Department<br>1000 Asylum Avenue<br>Hartford, Connecticut |
| Morton B. Bauer<br>Deputy Commissioner                       | " "   |
| James F. Morrison<br>Administrator of Health Services        | " "   |
| Blanche I. Neyhart, Chief<br>Welfare Research                | " "   |
| Thomas J. Noonan, Chief<br>Bureau of Business Administration | " "   |
| Francis X. Conlon, Chief<br>Division of Internal Audit       | " "   |
| Orvan Hess, M.D., Director<br>Health Services                | " "   |
| David Galinsky, M.D., Chief<br>Medical Services              | " "   |
| Max Bernstein, R.Ph.<br>Pharmaceutical Consultant            | " "   |
| Abner Croog, R.Ph.   |   |

## 2. Welfare Department Consultants (Part-time):

|                         |  |
|-------------------------|--|
| Seymour Saltzman, M.D.  | State Welfare Department<br>80 Washington Street, Hartford |
| Harry Moss, M.D.        | State Welfare Department<br>194 Bassett Street, New Haven  |
| Edwin F. Trautman, M.D. | State Welfare Department<br>434 State Street, Bridgeport   |

## Welfare Department Consultants (Part-time) - (continued):

|                        |   |
|------------------------|---|
| John Martin, M.D.      | State Welfare Department<br>279 Main Street, Norwich          |
| William Bassford, M.D. | State Welfare Department<br>352 Main Street, Torrington       |
| Norman Gardner, M.D.   | State Welfare Department<br>Main Street Extension, Middletown |
| Waldo Martin, M.D.     | State Welfare Department<br>62 Ridgeway Plaza, Stamford       |
| Thomas P. Moylan, M.D. | State Welfare Department<br>1000 Asylum Avenue, Hartford      |

## 3. Medical Advisory Committee to the State Welfare Commissioner:

A Medical Advisory Council, as provided under Federal Law, has been appointed by the Commissioner. This consists of 28 members including 10 physicians, the Deans of both Medical Schools, the Commissioner of Health, the Commissioner of Mental Health and the Commissioner of Human Rights. In addition, there are representatives of the Allied Health Professions, AFL-CIO, Ambulance Association, Pharmaceutical Association, State Dental Association, State Medical Society, Podiatry, the National Council of Senior Citizens and representatives of the poor. The function of this Committee, in which the State Health Department is an active participant, is not only to make recommendations on standards, quality and costs of medical services, personnel and facilities, but to help identify unmet needs and to assist in long-range planning, evaluation and utilization. It advises on administrative and financial matters and interprets the program and its goals to professional and consumer groups.

Dr. Ira V. Hiscock, 215 Highland Street, New Haven 06511  
(Dean-Emeritus, Yale School of Public Health;  
Member, Citizens Advisory Committee on Welfare)

Richard Lewis, Executive Director, Connecticut Council - Agency  
Executives Planning Group.  
Woodfield, 1899 Stratfield Road, Bridgeport 06604

Harold S. Barrett, M.D., M.P.H., Deputy Commissioner,  
State Health Department, 79 Elm Street, Hartford 06103

Francis P. Dellafera, President, Connecticut Association of  
Extended Care Facilities, 565 Vernon St., Manchester 06040  
(Vice-Chairman)

Medical Advisory Committee to the State Welfare Commissioner  
(continued):

Florence C. Austin (Miss), Executive Director, Visiting Nurse  
Association of Hartford, 40 Woodland St., Hartford 06105

Ruth Greenberg (Mrs.), Educational Director, AFL-CIO,  
Gaylord Mountain Road, Bethany 06525

Frank Santaguida, Field Representative, National Council of  
Senior Citizens, UAW Office, 30 West Main St., Waterbury 06702

Charles B. Womer, Director, Yale New Haven Hospital,  
789 Howard Ave., New Haven 06504 (Connecticut Hospital Assoc.)

Leon Tec, M.D., Director, Mid-Fairfield Child Guidance Center,  
74 Newtown Ave., Norwalk 06851  
(Association of Child Guidance Clinics)

Raymond L. Dunn, Secretary of the Commission of Pharmacy,  
130 Greenwich Ave., Greenwich 06830 (Connecticut Pharm. Assoc.)

Gertrude L. Norcross (Miss), Executive Director, Connecticut  
Society for Crippled Children and Adults, Inc.,  
682 Prospect Avenue, Hartford 06105

Sidney L. Cramer, M.D., 21 Woodland Street, Hartford 06105  
(Connecticut State Medical Society - Radiology)

John W. Patterson, M.D., Dean, Health Center, Hartford Plaza,  
Hartford 06105 (University of Connecticut School of Medicine)  
(Chairman)

Leonard Spear, O.D., 195 Montowese Street, Branford 06405  
(President, Connecticut Optometric Society)

Myron J. Rockmore, Director, Psychiatric Social Service,  
State Department of Mental Health, 90 Washington Street,  
Hartford 06103

Betty Lang Harris (Mrs.), Commission on Human Rights and  
Opportunities, 92 Farmington Avenue, Hartford 06105

Charles T. Schechtman, M.D., Cedar Lake Medical Center,  
73 Cedar Street, New Britain 06052 (Section of Ophthalmology,  
Connecticut State Medical Society)

John D. Walker, D.S.C., 461 Poquonock Avenue, Windsor 06095  
(Connecticut Podiatry Association)

Medical Advisory Committee to the State Welfare Commissioner  
(continued):

Enroci F. Reale, President, Connecticut Opticians' Association,  
18 Asylum Street, Hartford 06103

Charles Polivy, M.D., 60 Gillett Street, Hartford 06105  
(Connecticut State Medical Society - General Surgeon)

Charles H. Audet, Jr., M.D., Secretary, Connecticut Academy of  
General Practice, 3 Second Avenue, Waterbury 06720

Dr. George J. Paul, Vice-President, Connecticut Chiropractic  
Association, 914 Main Street, East Hartford 06103

Joseph J. Talariski, Connecticut Ambulance Associates,  
P.O. Box 14020, Barry Square Station, Hartford 06114

Gerald L. St. Marie, D.D.S., 258 Bradley Street, New Haven 06510  
(President, Connecticut State Dental Society)

David D. Komisar, Ph.D., Dean, School of Arts and Sciences,  
University of Hartford, 200 Bloomfield Avenue, Hartford 06117  
(Connecticut Psychological Association - Past President)

Eugene H. Corley, M.D., 1026 Park Avenue, Bridgeport 06604  
(Practicing Physician)

Donald C. McMeans, 230 Sylvan Knoll Road, Stamford 06902

Annette Carter (Mrs.), 39 East Dutch Point, Hartford 06114  
(President, Sheldon Charter Oak Neighborhood Council)

Louise Nelson (Mrs.), Emergency Psychiatric Services, Merrit Hall,  
Conn. Valley Hospital, Middletown (Nurse Clinical Instructor)

4. Executive Officers of State Medical Society and State  
Pharmaceutical Association:

A. Medical Society:

William R. Richards, M.D.  
General Manager  
Connecticut State Medical  
Society  
160 Saint Ronan Street  
New Haven, Connecticut 06511  
Phone: 203/865-0587

B. Pharmaceutical Association:

Francis B. Cole  
Executive Secretary  
Connecticut Pharmaceutical  
Association  
1961 Boulevard  
West Hartford, Conn. 06107  
Phone: 203/521-6920

## DELAWARE

## MEDICAL ASSISTANCE DRUG PROGRAM (TITLE XIX)

Title XIX Program Began October 1, 1966

## I. BENEFITS PROVIDED AND GROUPS ELIGIBLE

| Type of Benefit               | Money Payment Recipients |    |      |      | Medically Needy (M N) Category Related Children Other* |    |      |      |                |
|-------------------------------|--------------------------|----|------|------|--|----|------|------|----------------|
|                               | OAA                      | AB | APTD | AFDC | OAA  | AB | APTD | AFDC | Under 21 (SFO) |
| Prescribed Drugs              | x                        | x  | x    | x    | x  | x  | x    | x    | x              |
| Inpatient Hospital Care       | x                        | x  | x    | x    | x  | x  | x    | x    | x              |
| Outpatient Hospital Care      | x                        | x  | x    | x    | x  | x  | x    | x    | x              |
| Laboratory & X-ray Service    | x                        | x  | x    | x    | x  | x  | x    | x    | x              |
| Skilled Nursing Home Services | x                        | x  | x    | x    | x  | x  | x    | x    | x              |
| Physician Services            | x                        | x  | x    | x    | x  | x  | x    | x    | x              |
| Dental Services               |                          |    |      |      |  |    |      |      |                |

\*SFO - State Funds Only - Federal matching for administrative costs.

## II. EXPENDITURES FOR DRUGS. Payments to Pharmacists by fiscal year ending June 30:

| CATEGORY    | (Dollar Amounts in Thousands) |                    |                  |                    |                      |       |
|-------------|-------------------------------|--------------------|------------------|--------------------|----------------------|-------|
|             | 1966                          | 1967 <sup>1/</sup> | Persons Eligible | 1968 <sup>2/</sup> | Persons Eligible     | 1969  |
| OAA         | \$52                          | \$ 65              | 1,435            | \$ 93              |                      |       |
| MAA         | 20                            |                    |                  |                    |                      |       |
| AB          |                               | 7                  | 185              | 13                 |                      |       |
| APTD        |                               | 22                 | 1,025            | 72                 |                      |       |
| AFDC        |                               | 46                 | 12,145           | 173                |                      |       |
| MN Aged     |                               |                    | 405              | 38                 |                      |       |
| MN Blind    |                               |                    |                  |                    |                      |       |
| MN Disabled |                               | 3 <sup>3/</sup>    | 230              | 18                 |                      |       |
| MN Children |                               |                    | 1,485            | 21                 |                      |       |
| Total       | \$72                          | \$143              | 16,910           | \$428              | 65,000 <sup>4/</sup> | \$490 |

<sup>1/</sup> For period October 1, 1966 - June 30, 1967<sup>2/</sup> Changed to calendar year January 1, 1968 - December 31, 1968<sup>3/</sup> Includes Aged, Disabled, and Children<sup>4/</sup> Estimated

## DELAWARE

## MEDICAL ASSISTANCE DRUG PROGRAM UNDER TITLE XIX

## III. How Administered:

By State Department of Public Welfare through 3 county offices of the State agency.

## IV. Provisions Relating to Prescribed Drugs:

## A. General Exclusions (diseases, drug categories, etc.):

Only legend item drugs (except for insulin) can be prescribed. Vitamins (except pediatric vitamins), antacids, etc. can not be prescribed unless they are legend items. OTC items can not be prescribed.

## B. Formulary: None

## C. Prescribing or Dispensing Limitations:

## 1. Terminology: None

## 2. Quantity: None. Department requests physician to prescribe reasonable amounts.

## 3. Refills: Prescription blank has space for physician to authorize renewals.

Pharmacist may refill the prescription for 6 months if the physician authorizes renewals without stating the number of renewals.

## 4. Dollar Limits: None

## D. Prescription Charge Formula:

Wholesale cost plus \$2 professional fee except when the usual charge is less, in which case the smaller amount is paid. Pharmacists asked to pass on savings due to quantity purchases.

## DELAWARE

## MEDICAL ASSISTANCE DRUG PROGRAM UNDER TITLE XIX

Welfare Officials, Consultants and Committees

## 1. Welfare Department Officials:

|   |   |
|---|---|
| John E. Hiland,<br>Director                         | State Dept. of Public Welfare<br>4335 Governor Printz Boulevard<br>P.O. Box 309<br>Wilmington, Delaware 19899 |
| A. Roke Lieberman<br>Assistant Director             | " "   |
| Mary A. Cuyjet (Mrs.), Chief<br>Program Operations  | " "   |
| Edmund G. Laird, M.D.<br>Medical Consultant         | 1413 Delaware Avenue<br>Wilmington, Delaware 19806  |
| David Krigstein, R.Ph.<br>Pharmaceutical Consultant | 3404 Broom Place<br>Wilmington, Delaware 19802  |

## 2. State Welfare Department Medical Advisory Committee:

|   |   |
|---|---|
| William O. LaMotte, Jr., M.D.<br>Chairman<br>Plaza Apartments<br>1303 Delaware Avenue<br>Wilmington 19806                                   | Catherine B. Middleton, M.D.<br>Director, Maternal and Child<br>Health Services<br>State Board of Health<br>Dover 19901     |
| Katherine L. Esterly, M.D.<br>1415 Delaware Avenue<br>Wilmington 19806  | Sheldon Schweidel, Director<br>Community Planning<br>Department of Mental Health<br>2055 Limestone Road<br>Wilmington 19808 |
| Anne Shane, Exec. Secretary<br>Medical Society of Delaware<br>1925 Lovering Avenue<br>Wilmington 19806                                      | Ralph Tomases, D.D.S.<br>707 Foulk Road<br>Wilmington 19803   |
| Leonard Davis<br>Assistant Managing Director<br>Blue Cross and Blue Shield<br>of Delaware, Inc.<br>201 West 14th Street<br>Wilmington 19899 | Rhoslyn J. Bishoff, M.D.<br>Park Drive & Division Street<br>Dover 19901   |

## Medical Advisory Committee (continued):

Clifford T. Foster  
Executive Director  
Health Planning Council, Inc.  
701 Shipley Street  
Wilmington 19801

David Krigstein  
The Prescription Center  
1806 Van Buren Street  
Wilmington 19802

Richard R. Griffith  
Executive Director  
Assoc. of Delaware Hospitals  
1401 Pennsylvania Avenue  
Wilmington 19806

John C. Carney  
Child Dev. and Guidance Dept.  
Wilmington Public Schools  
1400 Washington Street  
Wilmington 19899

Donald R. Cowan, D.D.S.  
Director  
Dental Health Division  
State Board of Health  
Dover 19901

Elsie Chetkowska, R.N.  
Visiting Nurse Association  
1308 Delaware Avenue  
Wilmington 19806

Floyd Hudson, M.D.  
Executive Secretary  
State Board of Health  
Dover 19901

Dr. Walter A. Dew  
49 Winslow Road  
Newark, 19711

A. A. Golden, D.O.  
502 Rockwood Road  
Wilmington 19802

Edgar Hare, Jr.  
Greater Delaware Valley  
Regional Medical Program  
1401 Pennsylvania Avenue  
Wilmington 19806

Edmund G. Laird, M.D.  
1413 Delaware Avenue  
Wilmington 19806

William E. Merritt  
212 Alders Drive  
Blue Rock Manor  
Wilmington 19803

Kathleen A. McGee (Miss)  
c/o Tigues Pharmacy  
28th & Washington Streets  
Wilmington

3. Executive Officers of State Medical Society and State  
Pharmaceutical Association:

## A. Medical Society:

Anne E. Shane (Mrs.)  
Executive Secretary  
Medical Society of Delaware  
1925 Lovering Avenue  
Wilmington, Delaware 19806  
Phone: 302/658-7596

## B. Pharmaceutical Association:

Kathleen A. McGee (Miss)  
Executive Director  
Delaware Pharmaceutical  
Association  
c/o Tigues Pharmacy  
28th & Washington Street  
Wilmington



DISTRICT OF COLUMBIA

MEDICAL ASSISTANCE DRUG PROGRAM (TITLE XIX)

Title XIX Program Began October 1, 1968

I. BENEFITS PROVIDED AND GROUPS ELIGIBLE

| Type of Benefit               | Money Payment Recipients |    |      |      | Medically Needy (M N) Category Related |    |      |      |  | Children Under 21 | Other* (SFO) |
|-------------------------------|--------------------------|----|------|------|--|----|------|------|--|-------------------|--------------|
|                               | OAA                      | AB | APTD | AFDC | OAA                                    | AB | APTD | AFDC |  |                   |              |
| Prescribed Drugs              | x                        | x  | x    | x    | x                                      | x  | x    | x    |  | x                 |              |
| Inpatient Hospital Care       | x                        | x  | x    | x    | x                                      | x  | x    | x    |  | x                 |              |
| Outpatient Hospital Care      | x                        | x  | x    | x    | x                                      | x  | x    | x    |  | x                 |              |
| Laboratory & X-ray Service    | x                        | x  | x    | x    | x                                      | x  | x    | x    |  | x                 |              |
| Skilled Nursing Home Services | x                        | x  | x    | x    | x                                      | x  | x    | x    |  | x                 |              |
| Physician Services            | x                        | x  | x    | x    | x                                      | x  | x    | x    |  | x                 |              |
| Dental Services               | x                        | x  | x    | x    | x                                      | x  | x    | x    |  | x                 |              |

Other Benefits:

Optometrist and podiatrist; eyeglasses; home health care; blood and blood derivatives or substitutes; Public Health nursing services.

\*SFO - State Funds Only - Federal matching for administrative costs.

II. EXPENDITURES FOR DRUGS. Payments to Pharmacists by fiscal year ending June 30:

(Amounts in Thousands)

| CATEGORY | 1965 | 1966 | 1967 | 1968 | 1969 <sup>1/</sup> |
|----------|------|------|------|------|--------------------|
| OAA      |      |      |      |      | \$ 83              |
| MAA      |      |      |      |      | 36                 |
| AB       |      |      |      |      | 3                  |
| APTD     |      |      |      |      | 89                 |
| AFDC     |      |      |      |      | 362                |
| Total    |      |      |      |      | \$513              |

<sup>1/</sup> Calendar year

## DISTRICT OF COLUMBIA

## MEDICAL ASSISTANCE DRUG PROGRAM UNDER TITLE XIX

## III. How Administered:

The D.C. Department of Public Health was delegated the responsibility for developing and administering its Medicaid program. It is the responsibility of the D.C. Welfare Department to determine patient eligibility. Payment of all bills is made by the D.C. Department of Public Health.

## IV. Provisions Relating to Prescribed Drugs:

## A. General Exclusions (diseases, drug categories, etc.):

None

## B. Formulary:

A fairly broad-scoped formulary is used which lists approximately 2,000 drug items by brand names. The drug dispensing unit - i.e., tablet, capsule, ml, ounce, etc. - is specified with its wholesale cost. Each drug is coded for machine-scanning and computerization purposes in the billing procedure for prescriptions. Periodic formulary changes are made and distributed with a complete revision planned for each year.

## C. Prescription or Dispensing Limitations:

## 1. Terminology: None

## 2. Refills:

Up to 3 prescription refills are authorized when not in violation of Federal and D.C. codes. In general, amounts dispensed are to be limited to quantities sufficient to treat an episode of illness. However, maintenance drugs such as thyroid, digitalis, etc. may be dispensed in amounts up to a 90-day supply.

## 3. Dollar Limits:

There is no present dollar limitation, but such a limitation is under consideration. Physicians are requested to prescribe reasonable amounts.

Dollar Limits (continued):

When a prescription charge is \$20 or more, specific telephone authorization to fill it will be required from the Consulting Pharmacist, Bureau of Processing and Review.

D. Prescription Charge Formula:

Wholesale cost plus professional fee of \$1.50 for legend drugs and cost plus one-half for non-legend drugs.

DISTRICT OF COLUMBIA

MEDICAL ASSISTANCE DRUG PROGRAM UNDER TITLE XIX

Officials, Consultants and Committees

A. Health Officials, Consultants and Committees:

1. Department of Health Officials:

|   |  |
|---|--|
| Raymond L. Standard, M.D., M.P.H.<br>Director | Department of Public Health<br>1875 Connecticut Ave., N.W.<br>Washington, D.C. 20009 |
|---|--|

|  |     |
|--|-----|
| Herbert McC. Wortman, M.D.<br>Assoc. Director for Medical Care | " " |
|--|-----|

|   |   |
|---|---|
| Melvin W. Crotty, Chief<br>Bureau of Pharmacies | Department of Public Health<br>801 North Capitol Street<br>Washington, D.C. 20002 |
|---|---|

|                                       |     |
|---------------------------------------|-----|
| James Harris<br>Pharmacist Consultant | " " |
|---------------------------------------|-----|

|  |  |
|--|--|
| Chief<br>Bureau of Resources Development<br>(Vacant) | Department of Public Health<br>1875 Connecticut Avenue<br>Washington, D.C. 20009 |
|--|--|

|  |     |
|--|-----|
| Stuart W. Stout, Chief<br>Bureau of Patient Services | " " |
|--|-----|

|  |   |
|--|---|
| Peter B. Coppola, Chief<br>Bureau of Processing and Review | Department of Public Health<br>801 North Capitol Street<br>Washington, D.C. 20002 |
|--|---|

2. D.C. Health Planning Advisory Committee:

(Term of office expiration date is indicated following the name of each member.)

Government

|   |        |   |
|---|--------|---|
| Leonard Hill<br>Deputy Director<br>Department of Vocational<br>Rehabilitation | (1971) | 1331 H Street, N.W.<br>Room 145<br>Washington, D.C. 20005 |
|---|--------|---|

Government Representation (continued):

Samuel Howard (1970) 555 Pennsylvania Avenue, N.W.  
Director Washington, D.C. 20212  
Office of Employment Service,  
Manpower Training and  
Employment Services,  
Administration for D.C.

Dr. John Kavanagh (1971) 122 C Street, N.W.  
Lawyer and Sociologist Washington, D.C. 20001  
Dept. of Public Welfare

John Koontz (1970) 415 - 12th Street, N.W.  
Associate Superintendent Washington, D.C. 20004  
Board of Education

Non-Government Representation

Bette Catoe, M.D. 1748 Sycamore Street, N.W.  
(Health and Welfare Council) Washington, D.C. 20012

Anna Coles, Ph.D. (1971) School of Nursing  
(Nursing Organization) Howard University  
Washington, D.C. 20001

Robert Jason, M.D. (1970) College of Medicine  
Med. Educator and Admstr. Box 38, Howard University  
(Medical Schools) Washington, D.C. 20001

William R. Felts, M.D. (1971) 2150 Pennsylvania Ave., N.W.  
(George Washington Hospital) Washington, D.C. 20006

Talmadge E. Smith 693 Oglethorpe Street, N.E.  
(D.C. Pharmaceutical Assoc.) Washington, D.C. 20011

John Kenney, M.D. (1971) Freedmen's Hospital  
Physician and Medical 6th and Bryant Streets, N.W.  
School Professor Washington, D.C. 20001  
(Regional Medical Programs)

Balfour Mattox, D.D.S. (1970) 1300 Massachusetts Ave., N.W.  
(D.C. Dental Societies) Washington, D.C. 20005

Fred McNamara (1971) Commonwealth Building  
(Hospital Council) 1625 K Street, N.W.  
Suite 818  
Washington, D.C. 20006

## Non-Government Representation (continued):

Horace Pascal (1970) Mutual of Omaha Insurance Co.  
Attorney 1750 Pennsylvania Ave., N.W.  
(Health Ins. Industry) Washington, D.C. 20006

Edward Hope (1970) 1252 Talbert Street, S.W.  
(Professional Engineers) Washington, D.C. 20020

Consumer Representation

Chester F. Bletch 1530 Wilson Boulevard  
Exec., Md. and Va. Arlington, Virginia 22209  
Milk Producers Assoc.  
(Metropolitan Washington  
Board of Trade)

Adele Jackson (Miss) 404 Rhode Island Ave., N.W.  
Social Planner Washington, D.C. 20001  
(Model Inner City  
Community Organization)

Lawrence Owens (1970) 3407 - 24th Street, S.E.  
Labor Union Organizer Washington, D.C. 20020

Rev. R. L. Patterson (1970) Mt. Carmel Baptist Church  
Minister 3rd and Eye Streets, N.W.  
(Clergy) Washington, D.C. 20001

Watson Rulon, Jr. (1971) 9th St. and Maine Ave., S.W.  
Restaurant Operator Washington, D.C. 20024  
(Food Services Industry)

Lisbeth Schorr (Mrs.) (1970) 3507 R Street, N.W.  
Housewife Washington, D.C. 20007

Mrs. Lloyd Symington 3030 Chain Bridge Road, N.W.  
Housewife Washington, D.C. 20016

Ruth R. Webster (Mrs.) (1971) 1356 Oak Street, N.W.  
Executive Director of Washington, D.C. 20010  
Change, Inc.

Mrs. Alanson Willcox 5073 Lowell Street, N.W.  
Lawyer Washington, D.C. 20016

Lois Branich (Mrs.)  
Executive Secretary  
Health Planning Advisory Committee  
D.C. Department of Public Health  
Washington, D.C. 20009

## B. Welfare Officials, Consultants and Committees:

## 1. Department of Welfare Officials:

|   |  |
|---|--|
| Winifred G. Thompson<br>Director  | Department of Public Welfare<br>122 C Street, N.W., Room 800<br>Washington, D.C. 20001 |
| Albert P. Russo<br>Deputy Director<br>Family and Children Services      | " "  |
| Donald Gray, Chief<br>Public Assistance Division                        | 500 First Street, N.W.<br>Washington, D.C. 20001                                       |
| Alvin R. Rosin, Controller<br>and Deputy Director for<br>Administration | 122 C Street, N.W.<br>Washington, D.C. 20001   |
| Jack Kleh, M.D.<br>Medical Consultant                                   | Department of Public Welfare<br>D. C. Village<br>Washington, D.C. 20032                |

C. Executive Officers of State Medical Society and D. C.  
Pharmaceutical Association:

## 1. Medical Society:

Thomas Sadler  
Executive Director  
Medical Society of District of Columbia  
2007 Eye Street, N.W.  
Washington, D.C. 20006  
Phone: 202/223-1571

## 2. Pharmaceutical Association:

M. Eileen Brooks (Miss)  
Executive Secretary  
District of Columbia Pharmaceutical Association  
143 Kennedy Street, N.W.  
Washington, D.C. 20011  
Phone: 726-2343





## FLORIDA

## MEDICAL ASSISTANCE DRUG PROGRAM (TITLE XIX)

Title XIX Program Began January 1, 1970

## I. BENEFITS PROVIDED AND GROUPS ELIGIBLE

| Type of Benefit               | Money Payment Recipients |    |      |      | Medically Needy (M N) |    |      |      |                 |
|-------------------------------|--------------------------|----|------|------|-----------------------|----|------|------|-----------------|
|                               | OAA                      | AB | APTD | AFDC | Category Related      |    |      |      | Children Other* |
|                               | OAA                      | AB | APTD | AFDC | OAA                   | AB | APTD | AFDC | Under 21 (SFO)  |
| Prescribed Drugs              | x                        | x  | x    | x    |                       |    |      |      |                 |
| Inpatient Hospital Care       | x                        | x  | x    | x    |                       |    |      |      |                 |
| Outpatient Hospital Care      | x                        | x  | x    | x    |                       |    |      |      |                 |
| Laboratory & X-ray Service    | x                        | x  | x    | x    |                       |    |      |      |                 |
| Skilled Nursing Home Services | x                        | x  | x    | x    |                       |    |      |      |                 |
| Physician Services            | x                        | x  | x    | x    |                       |    |      |      |                 |
| Dental Services               |                          |    |      |      |                       |    |      |      |                 |
| Other Benefits:               |                          |    |      |      |                       |    |      |      |                 |

\*SFO - State Funds Only - Federal matching for administrative costs.

## II. EXPENDITURES FOR DRUGS. Payments to Pharmacists by fiscal year ending June 30:

(Dollar Amounts in Thousands)

| CATEGORY    | 1965    | 1966    | 1967    | 1968    | 1969    | Persons Eligible |
|-------------|---------|---------|---------|---------|---------|------------------|
|             | OAA     | \$5,123 | \$3,935 | \$4,695 | \$5,017 |                  |
| MAA         |         |         |         |         |         |                  |
| AB          | 122     | 93      | 111     | 124     | 2,668   | 121              |
| APTD        | 1,388   | 1,040   | 1,320   | 1,514   | 23,454  | 1,467            |
| AFDC        |         | 63*     | 469     | 709     | 177,979 | 822              |
| MN Aged     |         |         |         |         |         |                  |
| MN Blind    |         |         |         |         |         |                  |
| MN Disabled |         |         |         |         |         |                  |
| MN Children |         |         |         |         |         |                  |
| Total       | \$6,633 | \$5,131 | \$6,595 | \$7,364 | 277,654 | \$7,211          |

## FLORIDA

## MEDICAL ASSISTANCE DRUG PROGRAM UNDER TITLE XIX

## III. How Administered:

By the Department of Health and Rehabilitative Services.

## IV. Provisions Relating to Prescribed Drugs:

- A. General Exclusions (diseases, drug categories, etc.):  
Drugs provided under State Board of Health programs, food supplements, vitamin preparations for tonic or dietary use, and appliances. Effective January 1, 1965, only legend drugs can be prescribed.
- B. Formulary: None. (Item must be legend drug.)
- C. Prescribing or Dispensing Limitations:
1. Terminology: None
  2. Quantity of Medication: No limit, except that cost is limited to \$20 per case.
  3. Refills: Up to 5 times, subject to the laws on refills and provided that the refills are indicated on the original prescription or authorized since the original prescription. Compliance with certain billing instructions is also required.
  4. Dollar Limits: Drugs dispensed are limited to \$20 per case per month. Effective March 1, 1969, a certificate of eligibility is sent to each recipient with his monthly check. This certificate establishes eligibility and serves as a billing form for the pharmacy, which administers the \$20 month limitation. The certificate is then sent by the pharmacy to the State Office with a copy of each prescription dispensed. The certificate is used for keypunching and the prescription is kept as the source document. The recipient may change pharmacy from month to month, as desired.

The State may give "prior authorization" for a drug expenditure exceeding \$20 per month, upon written request by the physician establishing the need for same.

## D. Prescription Charge Formula:

(See Form M-3, April 1966, attached.)

## V. Miscellaneous Remarks:

The Florida legislature passed the necessary enabling act with budget appropriation to qualify and conform to the provisions of Title XIX to become effective January 1, 1970. In essence, Title XIX program will be identical to the current programs operating in Florida without any major changes.

The cost of Florida's program for the first six months was estimated to be \$31,926,645, of which the Federal Government would contribute 64.1%, or \$20.4 million. The State estimated that 361,600 persons would be eligible at the beginning of the program.

Average Price Includes Costs, Profit, Container (5), Charge and Professional Fee

| Volume or Weight | Internal Liquids (Dram or more per dose) | Eye, Ear Nose Drops (Internal Liquids in Drop Doses) | External Liquids (Lotions, Gargles, Injections, etc.) | Handmade Ointments | Handmade Powders Bulk (Calculate on Volume) | Number | Handmade Capsules, papers, etc. | Handmade Suppositories |
|------------------|--|--|---|--------------------|---|--------|---------------------------------|------------------------|
|                  | Avg.                                     | Avg.   | Avg.  | Avg.               | Avg.  |        | Avg.                            | Avg.                   |
| 1 dr.            | 1.00                                     | 1.00   | 1.00  | 1.00               | 1.00  | 1-2    | 1.00                            | 1.00                   |
| 2 dr.            | 1.00                                     | 1.00   | 1.00  | 1.00               | 1.00  | 3      | 1.00                            | 1.00                   |
| 4 dr.            | 1.00                                     | 1.00   | 1.00  | 1.00               | 1.00  | 6      | 1.00                            | 1.50                   |
| 1 oz.            | 1.00                                     | 1.25   | 1.00  | 1.00               | 1.00  | 12     | 1.25                            | 2.75                   |
| 2 oz.            | 1.25                                     | 1.50   | 1.00  | 1.50               | 1.25  | 18     | 1.50                            | 3.00                   |
| 3 oz.            | 1.50                                     | 2.00   | 1.25  | 2.00               | 1.50  | 20     | 1.75                            | 3.25                   |
| 4 oz.            | 1.75                                     | 2.50   | 1.50  | 2.50               | 1.75  | 24     | 2.00                            | 3.75                   |
| 6 oz.            | 2.00                                     |  | 1.75  | 3.00               | 2.00  | 36     | 2.75                            | 4.25                   |
| 8 oz.            | 2.50                                     |  | 2.00  | 3.75               | 2.25  | 40     | 3.00                            | 4.75                   |
| 12 oz.           | 2.75                                     |  | 2.25  | 4.50               | 2.50  | 50     | 3.50                            | 5.00                   |
| 16 oz.           | 3.50                                     |  | 2.50  | 5.00               | 3.00  | 100    | 6.00                            | 8.50                   |

(If exact quantity called for is not listed, charge at rate of the average of the two nearest quantities given.)

## I N S T R U C T I O N S

1. Above prices are Average and subject to modification where dose varies or where one or more ingredients are very expensive. In general, when the cost (1) of the amount used of any ingredient (2) equals or exceeds 1/5 of the Schedule price add the cost of the amount used of such ingredient, to the Schedule price.

2. In every case where calculated price is an odd number, adjust price to the nearest number divisible by 5. If more than one calculation is required, adjust number after each calculation.

3. For all proprietaries or other manufactured product in original manufacturer's size or quantity cost (1) plus 66%, or prevailing over counter price, if any, whichever is lower.

4. For less than manufacturer's size (3) of any liquid, solid or powder Proprietary (4) with wholesale cost of \$4.00 or less for the quantity dispensed charge Schedule price, or cost (1) of quantity dispensed plus 75%, whichever is higher. If in combination, follow Schedule (or cost of quantity dispensed plus 75%, whichever is higher) and instruction 1. For less than manufacturer's size (3) of any liquid, solid or powder Proprietary with wholesale cost of more than \$4.00 for the quantity dispensed charge cost of quantity dispensed plus 66%.

5. For less than manufacturer's size (3) of any Tablet, Pill, Capsule, etc. with wholesale cost of \$4.00 or less for the quantity dispensed, charge cost (1) of quantity dispensed plus 150% for all quantities up to and including 1/4 of manufacturer's size; charge cost of quantity dispensed plus 100% for all quantities up to and including 1/2 of manufacturer's size; charge cost of quantity dispensed plus 75% for all quantities greater than 1/2 of manufacturer's size. For less than manufacturer's size (3) of any Tablet, Pill, Capsule, etc. with wholesale cost for the

quantity dispensed of more than \$4.00 charge wholesale cost of quantity dispensed plus 75%.

6. Minimum price for any prescription \$1.00.

7. Prescription prices will not exceed those charged non-recipients for identical prescriptions. If schedule prices exceed those on record in the pharmacy's prescription file for identical prescriptions for persons who are not public assistance recipients, adjust price to lower figure.

(1) "Cost" means Wholesaler's price.

(2) "Ingredient" does not include vehicle. No increase in price should be made for cost of vehicle unless such cost equals or exceeds 1/2 of Schedule price. In such cases add 1/2 the cost of the amount (of vehicle) used to the Schedule price.

(3) "Size". Where more than one size is listed base price on cost of size nearest to quantity dispensed.

(4) "Proprietary" includes all "Specialties", Trade Marked items, specific manufacturer's product, etc.

(5) Best Quality and adapted to intended use of medicament, (e.g. dropper bottle, ophthalmic tube, etc.)

## FLORIDA

## MEDICAL ASSISTANCE DRUG PROGRAM UNDER TITLE XIX

Welfare Officials, Consultants and Committees

## 1. Welfare Department Officials:

|   |   |
|---|---|
| Emmett S. Roberts<br>Director                                   | State Dept. of Public Welfare<br>P.O. Box 2050<br>Jacksonville, Florida 32203 |
| Howard G. Croom, Assistant<br>State Director for Administration | " "   |
| Walter Conwell, Assistant<br>State Director for Programs        | " "   |
| C. Wright Hollingsworth, Director<br>Medical Services Division  | " "   |
| David L. Hodge, R.Ph.,<br>Pharmaceutical Consultant             | " "   |
| Grady B. Strawder, R.Ph.<br>Field Auditor                       | " "   |
| Mrs. Eleanor Woods, R.Ph.<br>Pharmacy Consultant                | " "   |

## 2. Welfare Department Consultants (Part-time):

|                       |     |
|-----------------------|-----|
| Janet Leser, M.D.     | " " |
| F. V. Berley, M.D.    | " " |
| Charles McCrory, M.D. | " " |
| David Cheshire, M.D.  | " " |

## 3. Advisory Committee for the Prescribed Medicine Program:

|   |  |
|---|--|
| Clyde O. Anderson, M.D.<br>176 - 4th Avenue, N.E.<br>St. Petersburg | Member, Medical Advisory<br>Committee for Prescribed<br>Medicine Program |
| Edward Jelks, M.D.<br>2244 St. John's Avenue<br>Jacksonville        | " "  |
| Eric C. Cox, R.Ph., Past Pres.<br>464 West Columbus Drive<br>Tampa  | State Board of Pharmacy  |

## Advisory Committee for the Prescribed Medicine Program (cont'd.):

Felix Donatelli, R.Ph., Past Pres.  
1401 Lakeland Hills Boulevard  
Lakeland

State Pharmaceutical  
Association

John M. Jenkins, Administrator  
Debary Manor (Nursing Home)  
102 East Coleman Circle  
Sanford

Ernest Ellison, Legislative Auditor  
Legislative Auditing Department  
Tallahassee

Jerome Brill  
State Budget Commission  
The Capitol  
Tallahassee

4. Executive Officers of State Medical Society and State  
Pharmaceutical Association:

## A. Medical Society:

W. Harold Parham  
Executive Director  
Florida Medical Association  
P.O. Box 2411  
Jacksonville 32203  
Phone: (904) 355-1571

## B. Pharmaceutical Association:

Neil Bitting, President  
James Powers, Executive Secretary  
Florida Pharmaceutical Association  
201 West Park  
Tallahassee 32301  
Phone: (904) 222-2400

GEORGIA

MEDICAL ASSISTANCE DRUG PROGRAM (TITLE XIX)

Title XIX Program Began October 1, 1967

I. BENEFITS PROVIDED AND GROUPS ELIGIBLE

| Type of Benefit               | Money Payment |    |      |      | Medically Needy (M N) |    |      |      |          |        |
|-------------------------------|---------------|----|------|------|-----------------------|----|------|------|----------|--------|
|                               | Recipients    |    |      |      | Category Related      |    |      |      | Children | Other* |
|                               | OAA           | AB | APTD | AFDC | OAA                   | AB | APTD | AFDC | Under 21 | (SFO)  |
| Prescribed Drugs              | x             | x  | x    | x    | x                     | x  | x    | x    |          |        |
| Inpatient Hospital Care       | x             | x  | x    | x    | x                     | x  | x    | x    |          |        |
| Outpatient Hospital Care      | x             | x  | x    | x    | x                     | x  | x    | x    |          |        |
| Laboratory & X-ray Service    | x             | x  | x    | x    | x                     | x  | x    | x    |          |        |
| Skilled Nursing Home Services | x             | x  | x    | x    | x                     | x  | x    | x    |          |        |
| Physician Services            | x             | x  | x    | x    | x                     | x  | x    | x    |          |        |
| Dental Services               |               |    |      |      |                       |    |      |      |          |        |

Other Benefits:

Durable medical equipment; home health care; prosthetics; ambulance.

\*SFO - State Funds Only - Federal matching for administrative costs.

II. EXPENDITURES FOR DRUGS. Payments to Pharmacists by fiscal year ending June 30:

(Amounts in Thousands)

| CATEGORY | Oct. 1, 1967 to<br>June 30, 1968 | July 1, 1968 to<br>June 1, 1969 |
|----------|----------------------------------|---------------------------------|
| OAA      |                                  |                                 |
| MAA      |                                  |                                 |
| AB       |                                  |                                 |
| APTD     |                                  |                                 |
| AFDC     |                                  |                                 |
| Total    | \$3,577                          | \$6,588                         |

## GEORGIA

## MEDICAL ASSISTANCE DRUG PROGRAM UNDER TITLE XIX

## III. How Administered:

By the State Department of Public Health.

## IV. Provisions Relating to Prescribed Drugs:

Drug vendor program became effective October 1, 1966 for all four categories of Public Assistance recipients. It was administered as part of the Public Assistance Medical Care Program by the Georgia Department of Family and Children Services until Title XIX was implemented by the State Department of Public Health, which has continued virtually the same program.

A. General Exclusions (diseases, drug categories, etc.):  
Drugs not on the drug list.

B. Formulary: The Medical Assistance Drug List contains 560 drugs listed generically with a cross-reference to brand name drugs. Exceptions to the drug list can be made by the Medical Director.

## C. Prescribing or Dispensing Limitations:

1. Terminology: Physicians are encouraged to prescribe by generic name.

2. Quantity of Medication: A 34-day supply or a 100-dose unit, whichever is the larger.

3. Refills: The original prescription plus 5 refills are authorized.

4. Dollar Limits: None

D. Prescription Charge Formula: Wholesale cost (Red Book or Blue Book) plus professional fee of \$1.85.

## V. Miscellaneous Remarks:

Physicians use their regular prescription blanks. Physicians wishing to dispense drugs under the program must apply to the Director, Division of Medical Care and submit evidence that pharmacy facilities are not available within 20 miles of his office.



## Miscellaneous Remarks (continued):

The State estimated that approximately 350,000 persons would be eligible for Medicaid during FY 1970. It is estimated that the total cost of services will be approximately \$68.5 million.

## GEORGIA

## MEDICAL ASSISTANCE DRUG PROGRAM UNDER TITLE XIX

Public Health Officials, Consultants and Committees

## 1. Public Health Department Officials:

|  |  |
|--|--|
| John H. Venable, M.D.<br>Director  | Georgia Department of<br>Public Health<br>State Office Building<br>47 Trinity Avenue, S.W.<br>Atlanta, Georgia 30334 |
| Dr. Elton S. Osborne, Jr.<br>Deputy Director   | " "  |
| Dixon A. Lackey, Jr., M.D., Director<br>Div. of Medical Care Administration                    | " "  |
| James J. Segars, Associate Director<br>Div. of Medical Care Administration                     | " "  |
| Henry G. Palmer, Jr., M.D., Director<br>Branch of Medical Assistance                           | " "  |
| Jared L. Moore, Program Management Officer<br>Medicaid Service<br>Branch of Medical Assistance | " "  |
| Gilbert Buice, R.Ph.<br>Chief of Pharmaceutical Section  | 116 Mitchell Street, S.W.<br>Room 404<br>Atlanta, Georgia 30304  |
| Frances Lipscomb (Mrs.)<br>Assistant Chief of Pharmaceutical Section                           | " "  |

## 2. Georgia Department of Public Health Advisory Committees:

## A. Title XIX Advisory Committee:

Composed of one representative from each of the following groups:

Health Professionals:

Medical Association of Georgia  
Georgia State Medical Association  
Georgia Osteopathic Medical Association

Health Professionals (continued):

Georgia Chapter, American Academy of Pediatrics  
 Georgia State Nurses Association  
 Georgia Pharmaceutical Association  
 Georgia Hospital Association  
 Georgia Nursing Home Association

Government:

Director, Department of Family and Children Services  
 Department of Education (including Division of  
 Vocational Rehabilitation)  
 Association of County Commissioners of Georgia

Social Work and Consumers:

Director, local Department of Family and Children  
 Services  
 Caseworker at local level (e.g., Children's Center of  
 Metropolitan Atlanta, Inc.)  
 Consumer representative (e.g., suggested by local OEO  
 agency)

B. Drug Advisory Committee:

Composed of physicians, pharmacists, with representatives  
 from schools of medicine and schools of pharmacy, as  
 follows:

Dr. M. C. Adair  
 121 Gordon Street  
 Washington 30673

Georgia Academy of General  
 Practice

Dr. Forest D. Jones  
 710 Peachtree, N.E.  
 Atlanta 30308

Ga. Chapter of the American  
 Academy of Pediatrics

Dr. Kenneth L. Waters, Dean  
 School of Pharmacy  
 University of Georgia  
 Athens

Georgia Pharmaceutical Assoc.

W. R. Anderson  
 3749 Main Street  
 College Park 30337

" "

## Drug Advisory Committee (continued)

|   |  |
|---|--|
| W. L. Norris<br>1207 Watson Boulevard<br>Warner Robins 31093  | Georgia Pharmaceutical Assoc.                      |
| L. R. Turpen, Jr.<br>Clarkesville 30523   | " "  |
| Dr. Clifton F. Lord<br>Asst. Dean and Registrar<br>Mercer University<br>School of Pharmacy<br>223 Walton St., N.W.<br>Atlanta 30303 | " "  |
| Dr. Jule Neal<br>740 Hemlock Street<br>Macon 31201  | Ga. State Obstetrical and<br>Gynecological Society |
| Dr. Julius Ehik<br>1325 West Peachtree, N.E.<br>Atlanta 30309   | Georgia Psychiatric Assoc.                         |
| Dr. Haywood N. Hill<br>46 Fifth Street, N.E.<br>Atlanta 30308   | Georgia Society of Internal<br>Medicine            |

3. Executive Officers of State Medical Society and State  
Pharmaceutical Association:

## A. Medical Society:

Ed Smith, Executive Secretary  
Medical Association of Georgia  
938 Peachtree Street, N.E.  
Atlanta, Georgia 30309  
Phone: 404/876-7535

## B. Pharmaceutical Association:

Max Ginsberg, Executive Secretary  
Georgia Pharmaceutical Association  
1655 Peachtree Street, N.E.  
Atlanta, Georgia 30309  
Phone: 404/876-2649

GUAM

MEDICAL ASSISTANCE DRUG PROGRAM UNDER TITLE XIX

Health and Social Services Officials, Consultants and Committees

1. Health and Social Services Department Officials:

Franklin S. Cruz  
Director

Department of Public Health  
and Social Services  
Government of Guam  
P.O. Box 2816  
Agana, Guam 96910

Pedro L.G. Santos  
Social Services Administrator  
Division of Social Services

" "



## G U A M

## MEDICAL ASSISTANCE DRUG PROGRAM (TITLE XIX)

Title XIX Program Began November 1, 1967

## I. BENEFITS PROVIDED AND GROUPS ELIGIBLE

| Type of Benefit               | Money Payment Recipients |    |      |      | Medically Needy (M N) Category Related |    |      |      |                   | Other* (SFO) |
|-------------------------------|--------------------------|----|------|------|--|----|------|------|-------------------|--------------|
|                               | OAA                      | AB | APTD | AFDC | OAA                                    | AB | APTD | AFDC | Children Under 21 |              |
| Prescribed Drugs              | x                        | x  | x    | x    | x                                      | x  | x    | x    |                   |              |
| Inpatient Hospital Care       | x                        | x  | x    | x    | x                                      | x  | x    | x    |                   |              |
| Outpatient Hospital Care      | x                        | x  | x    | x    | x                                      | x  | x    | x    |                   |              |
| Laboratory & X-ray Service    | x                        | x  | x    | x    | x                                      | x  | x    | x    |                   |              |
| Skilled Nursing Home Services | x                        | x  | x    | x    | x                                      | x  | x    | x    |                   |              |
| Physician Services            | x                        | x  | x    | x    | x                                      | x  | x    | x    |                   |              |
| Dental Services               | x                        | x  | x    | x    | x                                      | x  | x    | x    |                   |              |

Other Benefits:

Home health services; transportation; prostheses.

\*SFO - State Funds Only - Federal matching for administrative costs.

## II. EXPENDITURES FOR DRUGS. Payments to Pharmacists by fiscal year ending June 30:

| CATEGORY        | (Amounts in Thousands) |      |      |      |      |
|-----------------|------------------------|------|------|------|------|
|                 | 1965                   | 1966 | 1967 | 1968 | 1969 |
| OAA             | \$1                    | \$ 6 |      |      | \$ 5 |
| MAA             | 3                      | 5    |      |      |      |
| AB              |                        |      |      |      |      |
| APTD            |                        | 1    |      |      | 2    |
| AFDC            |                        |      |      |      | 4    |
| Medically Needy |                        |      |      |      | 16   |
| Total           | \$4                    | \$12 |      |      | \$27 |

GUAM

MEDICAL ASSISTANCE DRUG PROGRAM UNDER TITLE XIX

III. How Administered:

By the Department of Public Health and Social Services

IV. Provisions Relating to Prescribed Drugs:

Prescribed Drugs are provided to needy persons eligible for services under Title XIX. Providers include the Guam Memorial Hospital pharmacy as well as other privately operated pharmacies.

V. Miscellaneous Remarks:

Approximately 2500 persons are receiving benefits under the Title XIX program.



## HAWAII

## MEDICAL ASSISTANCE DRUG PROGRAM (TITLE XIX)

Title XIX Program Began January 1, 1966

## I. BENEFITS PROVIDED AND GROUPS ELIGIBLE

| Type of Benefit               | Money Payment Recipients |    |      |      | Medically Needy (M N) |   |   |   |                   |              |   |
|-------------------------------|--------------------------|----|------|------|-----------------------|---|---|---|-------------------|--------------|---|
|                               | OAA                      | AB | APTD | AFDC | Category Related      |   |   |   | Children Under 21 | Other* (SFO) |   |
| Prescribed Drugs              | x                        | x  | x    | x    | x                     | x | x | x | x                 | x            | x |
| Inpatient Hospital Care       | x                        | x  | x    | x    | x                     | x | x | x | x                 | x            | x |
| Outpatient Hospital Care      | x                        | x  | x    | x    | x                     | x | x | x | x                 | x            | x |
| Laboratory & X-ray Service    | x                        | x  | x    | x    | x                     | x | x | x | x                 | x            | x |
| Skilled Nursing Home Services | x                        | x  | x    | x    | x                     | x | x | x | x                 | x            | x |
| Physician Services            | x                        | x  | x    | x    | x                     | x | x | x | x                 | x            | x |
| Dental Services               | x                        | x  | x    | x    | x                     | x | x | x | x                 | x            | x |

## Other Benefits:

Prostheses; home health care; eyeglasses; medical appliances; transportation.

\*SFO - State Funds Only - Federal matching for administrative costs.

## II. EXPENDITURES FOR DRUGS. Payments to Pharmacists by fiscal year ending June 30:

(Amounts in Thousands)

| CATEGORY                | 1965 | 1966 | 1967 | 1968  | 1969  |
|-------------------------|------|------|------|-------|-------|
| OAA                     |      |      |      | \$ 44 | \$125 |
| MAA                     |      |      |      |       |       |
| AB                      |      |      |      | 1     | 4     |
| APTD                    |      |      |      | 41    | 128   |
| AFDC                    |      |      |      | 127   | 360   |
| Total Public Assistance |      |      |      | 213   | 617   |
| CWS                     |      |      |      | 3     | 8     |
| General Assistance      |      |      |      | 24    | 127   |
| Grand Total             |      |      |      | \$240 | \$752 |

## HAWAII

## MEDICAL ASSISTANCE DRUG PROGRAM UNDER TITLE XIX

## III. How Administered:

By the State Department of Social Services through its Public Welfare Division and four county branch offices.

## IV. Provisions Relating to Prescribed Drugs:

Vendor drug program with a basic drug list containing approximately 105 drug entities listed according to some 35 therapeutic categories.

## V. Miscellaneous Remarks:

Effective February 1, 1967 patients living outside urban Honolulu may go to the physician of their choice. Those living within the defined limits of urban Honolulu (80%) will continue to receive their medical care at outpatient clinics of the six major Honolulu hospitals under contracts with the Department of Social Services.

## HAWAII

## MEDICAL ASSISTANCE DRUG PROGRAM UNDER TITLE XIX

Welfare Officials, Consultants and Committees

## 1. Welfare Department Officials:

|   |   |
|---|---|
| William G. Among<br>Director                                    | Department of Social Services<br>P.O. Box 339<br>Honolulu, Hawaii 96809                 |
| Royce E. Higa<br>Deputy Director                                | " "   |
| Raymond Sato<br>Administrative Services Officer                 | " "   |
| Edwin Tam<br>Public Welfare Administrator                       | Public Welfare, Division of<br>Department of Social Services<br>(same address as above) |
| Robert W. Millar<br>Medical Care Administrator                  | " "   |
| Edward Yoshimura<br>Medical Welfare Specialist                  | " "   |
| Alice Dahlby, M.D.<br>Medical Consultant                        | " "   |
| Omel L. Turk, R.Ph.<br>Pharmaceutical Consultant<br>(Part-time) | " "   |
| H. Goya<br>Nursing Consultant                                   | " "   |
| Mamoru Yamaguchi<br>Psychiatric Social Worker<br>Consultant     | " "   |
| Ray K. Tachibana, D.D.S.<br>Dental Consultant<br>(Part-time)    | " "   |

## 2. Welfare Department Advisory Committee:

Patrick Walsh, M.D.

1154 Bishop Street  
Honolulu 96813

Grover H. Batten, M.D.

264 Alexander Young Building  
Honolulu 96813

Ralph B. Berry, M.D.

Department of Health  
1250 Punchbowl Street  
Honolulu

Calvin C. J. Sia, M.D.

1350 South King Street  
Honolulu 96814

Jacob Kim, R.Ph.

314 Lewers Street  
Honolulu 968153. Executive Officers of State Medical Society and State  
Pharmaceutical Association:

## A. Medical Society:

Tom Thorson  
Acting Executive Secretary  
Hawaii Medical Association  
510 South Beretania Street  
Honolulu, Hawaii 96813

## B. Pharmaceutical Association:

Georgiane Kam (Mrs.)  
Hawaii Pharmaceutical Association  
P.O. Box 1198  
Honolulu, Hawaii 96807

I D A H O

MEDICAL ASSISTANCE DRUG PROGRAM (TITLE XIX)

Title XIX Program Began July 1, 1966

I. BENEFITS PROVIDED AND GROUPS ELIGIBLE

| Type of Benefit               | Money Payment Recipients |    |      |      | Medically Needy (M N) Category Related |    |      |      | Children Under 21 | Other* (SFO) |
|-------------------------------|--------------------------|----|------|------|--|----|------|------|-------------------|--------------|
|                               | OAA                      | AB | APTD | AFDC | OAA                                    | AB | APTD | AFDC |                   |              |
| Prescribed Drugs              |                          |    |      |      |  |    |      |      |                   |              |
| Inpatient Hospital Care       | x                        | x  | x    | x    |  |    |      |      |                   |              |
| Outpatient Hospital Care      | x                        | x  | x    | x    |  |    |      |      |                   |              |
| Laboratory & X-ray Service    | x                        | x  | x    | x    |  |    |      |      |                   |              |
| Skilled Nursing Home Services | x                        | x  | x    | x    |  |    |      |      |                   |              |
| Physician Services            | x                        | x  | x    | x    |  |    |      |      |                   |              |
| Dental Services               |                          |    |      |      |  |    |      |      |                   |              |
| Other Benefits:               |                          |    |      |      |  |    |      |      |                   |              |

\*SFO - State Funds Only - Federal matching for administrative costs.

II. EXPENDITURES FOR DRUGS. Payments to Pharmacists by fiscal year ending June 30:

(Amounts in Thousands)

| CATEGORY | 1965 | 1966 | 1967 | 1968 | 1969 |
|----------|------|------|------|------|------|
| OAA      |      |      |      |      |      |
| MAA      |      |      |      |      |      |
| AB       |      |      |      |      |      |
| APTD     |      |      |      |      |      |
| AFDC     |      |      |      |      |      |
| Total    |      |      |      |      |      |

## IDAHO

## MEDICAL ASSISTANCE DRUG PROGRAM UNDER TITLE XIX

## III. How Administered:

By State Department of Public Assistance through 28 local offices, each serving one or more of the state's 44 counties.

## IV. Provisions Relating to Drugs:

No vendor drug program. No provision for drugs except from local resources. Money payments to recipients under state program are not increased when drugs are prescribed. The money payments are limited to subsistence allowances.

At the county level where responsibility for drug coverage is assumed, arrangements vary when drugs are prescribed. Some counties pay pharmacists for drugs only when prescribed by county physicians. Other counties have a panel of physicians who prescribe the drugs. Some counties pay the pharmacy only a percentage of the billing depending on funds available and drug costs for the particular month. In other counties all prescriptions must be approved by the county physician.

It is felt that all recipients are provided drugs by the counties when there is a need for them.

## V. Miscellaneous Remarks:

In 1960 under Public Assistance Medical Care, Idaho had a state vendor drug program. It was discontinued after two months due to lack of funds.

## I D A H O

## MEDICAL ASSISTANCE DRUG PROGRAM UNDER TITLE XIX

Welfare Officials, Consultants and Committees

1. Welfare Department Officials:
 

|   |  |
|---|--|
| Bill Child<br>Commissioner                                    | Idaho Dept. of Public Assis-<br>tance Box 1189<br>Boise, Idaho 83701 |
| Kenneth V. Thomas<br>Director<br>Bureau of Medical Assistance | " "  |
| S.M. Poindexter, M.D.<br>Medical Consultant                   | " "  |
  
2. State Medical Assistance Advisory Committee:
 

|   |   |
|---|---|
| George W. Warner, M.D.<br>111 - 5th Avenue East<br>Twin Falls     | - Surgeon                                 |
| H. Don Moseley, M.D.<br>421 Coeur d'Alene Avenue<br>Coeur d'Alene | - General Practice                        |
| Clarence F. Wurster, M.D.<br>204 - 4th Avenue East<br>Twin Falls  | - General Practice                        |
| Corwin E. Groom, M.D.<br>1505 East Centerway<br>Pocatello         | - Urologist                               |
| Robert C. Colburn, M.D.<br>307 St. John's Way<br>Lewiston         | - Orthopedist                             |
| John D. Hutchison<br>P.O. Box 7482<br>Boise                       | - Secretary<br>Idaho Hospital Association |
| Dr. Gale A. Allen<br>104 East Idaho<br>Boise                      | - Idaho Optometric Associa--<br>tion      |

Leonard O. Thompson  
P.O. Box 7408  
Boise

- President  
Idaho Hospital Service

James M. Penny  
809 Dearborn  
Caldwell

- Representative  
Idaho Nursing Home Assn.

Miss Dorothy Smylie, R.N.  
2225 Northwood Court  
Boise

- Crippled Children's Service  
Department of Health

3. Executive Officers of State Medical Association and State  
Pharmaceutical Association:

A. Medical Association:

Armand L. Bird  
Executive Secretary  
Idaho Medical Association  
407 West Bannock Street  
Boise, Idaho 83702  
Phone: (208) 344-7888

B. Pharmaceutical Association:

Clifford E. Barnett  
Secretary-Treasurer  
Idaho State Pharmaceutical Association  
Suite 1203, Imperial Plaza  
200 North Third  
Boise, Idaho 83702  
Phone: (208) 343-1156



## ILLINOIS

## MEDICAL ASSISTANCE DRUG PROGRAM (TITLE XIX)

Title XIX Program Began January 1, 1966

## I. BENEFITS PROVIDED AND GROUPS ELIGIBLE

| Type of Benefit               | Money Payment Recipients |    |      |      | Medically Needy (M N) |    |      |      |                   |              |
|-------------------------------|--------------------------|----|------|------|-----------------------|----|------|------|-------------------|--------------|
|                               |                          |    |      |      | Category Related      |    |      |      | Children Under 21 | Other* (SFO) |
|                               | OAA                      | AB | APTD | AFDC | OAA                   | AB | APTD | AFDC |                   |              |
| Prescribed Drugs              | x                        | x  | x    | x    | x                     | x  | x    | x    | x                 |              |
| Inpatient Hospital Care       | x                        | x  | x    | x    | x                     | x  | x    | x    | x                 |              |
| Outpatient Hospital Care      | x                        | x  | x    | x    | x                     | x  | x    | x    | x                 |              |
| Laboratory & X-ray Service    | x                        | x  | x    | x    | x                     | x  | x    | x    | x                 |              |
| Skilled Nursing Home Services | x                        | x  | x    | x    | x                     | x  | x    | x    | x                 |              |
| Physician Services            | x                        | x  | x    | x    | x                     | x  | x    | x    | x                 |              |
| Dental Services               | x                        | x  | x    | x    | x                     | x  | x    | x    | x                 |              |
| Other Benefits:               |                          |    |      |      |                       |    |      |      |                   |              |

\*SFO - State Funds Only - Federal matching for administrative costs.

## II. EXPENDITURES FOR DRUGS. Payments to Pharmacists by fiscal year ending June 30:

| CATEGORY        | (Dollar Amounts in Thousands) |          |                               |           |                               |           |
|-----------------|-------------------------------|----------|-------------------------------|-----------|-------------------------------|-----------|
|                 | 1966                          | 1967     | 1968                          |           | 1969                          |           |
|                 |                               |          | Persons <u>1/</u><br>Eligible |           | Persons <u>1/</u><br>Eligible |           |
| OAA             | \$ 3,693                      | \$ 2,353 | 38,630                        | \$ 2,516  | 37,515                        | \$ 2,561  |
| MAA             | 49                            |          |                               |           |                               |           |
| AB              | 127                           | 103      | 1,844                         | 119       | 1,742                         | 113       |
| APTD            | 2,006                         | 1,909    | 31,781                        | 2,537     | 35,127                        | 2,994     |
| AFDC            | 3,420                         | 3,316    | 278,047                       | 4,457     | 316,678                       | 5,575     |
| Medically Needy |                               | 2,095    | 62,976                        | 3,625     |                               |           |
| MN Aged         |                               |          |                               |           | 26,274                        | 3,034     |
| MN Blind        |                               |          |                               |           | 276                           | 41        |
| MN Disabled     |                               |          |                               |           | 8,199                         | 1,169     |
| MN Children     |                               |          |                               |           | 34,357                        | 606       |
| Total           | \$ 9,295                      | \$ 9,776 | 413,278                       | \$ 13,254 | 460,168                       | \$ 16,093 |

Note: These data include both prescribed drugs and drugs dispensed by physicians. No data on drugs are available for the General Assistance Program.

1/ Average per month

## ILLINOIS

## MEDICAL ASSISTANCE DRUG PROGRAM UNDER TITLE XIX

## III. How administered:

By the state through 102 county departments of public aid, office of the Illinois Department of Public Aid.

## IV. Provisions relating to prescribed drugs:

A. General exclusions (diseases, drug categories, etc.):  
Biologicals and drugs available from State Department of Health or other agencies. Do not provide for preventative medicine.

B. Formulary: Drug manual prepared by a committee of the Illinois State Medical Society issued June 1964 lists approximately 900 items and maximum amount of each that may be prescribed. Has sections listing allowable "prescription items", "over the counter items," and a "Therapeutic and Pharmacologic Index". Payment authorized for listed items only. Item number must be entered on prescription by pharmacist.

In "very unusual circumstances" the physician may request prior authorization to prescribe a drug not in the Manual.

Manual provides also for drugs listed in USP and NF.

## C. Prescribing or dispensing limitations:

1. Terminology: "When a drug is manufactured by several companies, the non-proprietary name is listed along with some of the trade names most commonly used in the State of Illinois, in parenthesis, for purposes of cross-index reference and identification only. Such items are to be prescribed or ordered by the non-proprietary name.

The pharmacy shall dispense non-proprietary products of quality. Maximum reimbursement to the pharmacy will be based on the price of a non-proprietary item of recognized quality."

If the pharmacist dispenses a trade name product, the charge to the Department of Public Aid can not exceed that charge based on the maximum allowable charge or cost indicated in the Drug Manual.

2. Quantity of Medication: Payment shall not be made for quantities in excess of the maximum amounts designated in the Drug Manual. If no maximum is designated, the quantity must not exceed one month's supply.
  3. Refills: Prescriber must specify refills, not to exceed two refills.
  4. Dollar Limits: None.
- D. Prescription Charge Formula: Prices shall be either those charged to the general public or those based on the Department's published Fee Schedule, whichever is lower. Name of the manufacturer of a non-proprietary drug supplied must be shown on the prescription form. OTC items at prevailing OTC price. Prescription charge formula is cost plus thirty per cent markup plus a professional fee of \$1.30. A minimum fee of \$1.30 will be allowed.

V. Miscellaneous Remarks:

Payments are made only to participating pharmacies which must meet Department requirements.

The Department requires that prescriptions written in clinics or emergency rooms of participating hospitals be filled by the hospital pharmacy.

Department has distributed a new loose leaf Drug Manual for Physicians and Pharmacists which consolidates the information in the present Drug Manual and the "Cost for Non-Proprietary Drugs" and adds new drug items recommended by the Drug Manual Committee of the Illinois State Medical Society.

## ILLINOIS

## MEDICAL ASSISTANCE DRUG PROGRAM UNDER TITLE XIX

Welfare Officials, Consultants and Committees

## 1. Welfare Department Officials:

|  |   |
|--|---|
| Harold O. Swank<br>Director  | State Department of Public Aid<br>400 S. Spring Street, Room 203<br>Springfield, Illinois 62706 |
| Gershom Hurwitz<br>Assistant to the Director                           | " "   |
| Kenneth E. Doebelin, Chief<br>Division of Special Services             | " "   |
| Wayne Epperson, Chief<br>Div. of Research and Statistics               | " "   |
| Robert L. Hyde, Chief<br>Division of Accounting<br>and Data Processing | 618 East Washington Street<br>Springfield, Illinois 62701                                       |
| Henry A. Holle, M.D.<br>Medical Director                               | 160 N. LaSalle St., Room 2000<br>Chicago, Illinois 60601  |
| Robert G. Wessel, Chief<br>Medical Administration                      | 1035 West Outer Park Drive<br>Springfield, Illinois 62706                                       |
| Albert G. Kircher, R.Ph.<br>Pharmaceutical Consultant                  | " "   |
| Mrs. Janet P. Kahlert, Chief<br>Division of Program Development        | 400 South Spring Street<br>Springfield, Illinois 62706  |

## 2. Welfare Department Consultants:

Ten part-time physicians

## 3. State Welfare Department Advisory Committees:

## A. Medical Advisory Committee:

The Department has a State Medical Advisory Committee, composed only of physicians appointed yearly by the Illinois State Medical Society. The 16 members of this Committee are

## Medical Advisory Committee (continued):

from different areas of the State and are representative of the different specialty fields. There are Subcommittees of the State Medical Advisory Committee on Ophthalmology, Radiology, Anesthesiology, Cardiovascular and Renal Diseases.

Samuel A. Goldsmith  
Chairman

53 West Jackson Boulevard  
Chicago 60604

## B. Committee on Drugs and Therapeutics:

A Committee on Drugs and Therapeutics, a standing Committee appointed by the Illinois State Medical Society, serves in an advisory capacity to the Department of Public Aid on drug policy and the Drug Manual.

It is composed of 5 physicians and 2 consultants from the field of pharmacy. One of the consultants, a pharmacologist/M.D., is on the faculty of the University of Illinois School of Medicine; the other is a pharmacist and the Director of the Department of Pharmacy in one of the major teaching hospitals in Chicago.

## Illinois State Medical Society Committee on Drugs and Therapeutics:

Robert C. Muehrcke, M.D., Chairman  
518 North Austin Boulevard  
Oak Park 60302

James A. Weatherly, M.D., Vice-Chairman  
108 North 14th Street  
Murphysboro

Charles R. Frazer, Jr., M.D.  
258 North 14th Street  
East St. Louis 66201

Edsel K. Hudson, M.D.  
5054 South Woodlawn Avenue  
Chicago 60615

Joseph D. Cece, M.D.  
120 Oak Brook Professional Building  
Oak Brook

## Committee on Drugs and Therapeutics (continued):

## Consultants:

Theodore R. Sherrod, Ph.D., M.D.  
1853 West Polk Street  
Chicago 60612

Louis Gdalman, R.Ph.  
1753 West Congress Parkway  
Chicago 60612

## C. Drug Advisory Committee:

A State Drug Advisory Committee, appointed by the Director of the Department of Public Aid to advise on general policies necessary to the operation of a statewide drug program for public assistance recipients, has 12 members. This Committee is composed of pharmacists from different areas of the State, a pharmacologist, a director of a hospital pharmacy department, and an executive of one of the large drug store chains.

## a. Pharmacist Advisory Committee to Illinois Department of Public Aid:

Miles N. Brown  
1010 Main Street  
Mount Vernon

John T. Gulick  
14 West Main Street  
Danville

W. Edwin Brown  
Brown Drug Co.  
Quincy

John F. Koller  
1547 Oak Park Avenue  
Berwyn

Carl V. Daschka  
611 State Street  
Chester

Roy B. Maher  
731 East North Grand  
Springfield

H. M. F. Doden, Sr.  
1625 - 11th Street  
Rock Island

Harold W. Pratt  
1801 Sherwood Road  
Des Plaines

Paul J. Dewhurst  
101 North Neil Street  
Champaign

Harold W. Shinnick  
934 West Armitage  
Chicago

Justin Eisele  
3520 Caseville  
East St. Louis

Charles P. Skaggs  
Skaggs Pharmacy  
Harrisburg

4. Executive Officers of State Medical Society and State  
Pharmaceutical Association:

A. Medical Society:

Roger N. White  
Executive Administrator  
Illinois State Medical Society  
360 North Michigan Avenue  
Chicago, Illinois 60601  
Phone: 312/782-1654

B. Pharmaceutical Association:

Roger W. Cain  
Executive Director  
Illinois Pharmaceutical Association  
222 West Adams Street  
Suite 546  
Chicago, Illinois 60606  
Phone: 312/236-1135





INDIANA

MEDICAL ASSISTANCE DRUG PROGRAM (TITLE XIX)

Title XIX Program Began January 1, 1970

I. BENEFITS PROVIDED AND GROUPS ELIGIBLE

| Type of Benefit               | Money Payment Recipients |    |      |      | Medically Needy (M N) |    |      |      | Other* (SFO) |
|-------------------------------|--------------------------|----|------|------|-----------------------|----|------|------|--------------|
|                               |                          |    |      |      | Category Related      |    |      |      |              |
|                               | OAA                      | AB | APTD | AFDC | OAA                   | AB | APTD | AFDC |              |
| Prescribed Drugs              | x                        | x  | x    | x    |                       |    |      |      |              |
| Inpatient Hospital Care       | x                        | x  | x    | x    |                       |    |      |      |              |
| Outpatient Hospital Care      | x                        | x  | x    | x    |                       |    |      |      |              |
| Laboratory & X-ray Service    | x                        | x  | x    | x    |                       |    |      |      |              |
| Skilled Nursing Home Services | x                        | x  | x    | x    |                       |    |      |      |              |
| Physician Services            | x                        | x  | x    | x    |                       |    |      |      |              |
| Dental Services               | x                        | x  | x    | x    |                       |    |      |      |              |

Other Benefits:

Clinic; home health, private duty nursing and family planning services; eyeglasses; prosthetics; transportation; Christian Science nurses and sanatoria.

\*SFO - State Funds Only - Federal matching for administrative costs.

II. EXPENDITURES FOR DRUGS. Payments to Pharmacists by fiscal year ending June 30:

| CATEGORY    | (Dollar Amounts in Thousands) |         |         |         |         |                |
|-------------|-------------------------------|---------|---------|---------|---------|----------------|
|             | 1965                          | 1966    | 1967    | 1968    | 1969    |                |
|             |                               |         |         |         | Persons | 1/<br>Eligible |
| OAA         | \$1,445                       | \$1,567 | \$1,658 | \$1,818 | 17,977  | \$2,046        |
| MAA         | 10                            | 159     | 296     | 398     | 2,840   | 572            |
| AB          | 96                            | 108     | 116     | 122     | 170     | 1,481          |
| APTD        | 172                           | 227     | 314     | 440     | 4,332   | 695            |
| AFDC        | 523                           | 587     | 683     | 739     | 58,227  | 886            |
| MN Aged     |                               |         |         |         |         |                |
| MN Blind    |                               |         |         |         |         |                |
| MN Disabled |                               |         |         |         |         |                |
| MN Children |                               |         |         |         |         |                |
| Total       | \$2,246                       | \$2,648 | \$3,067 | \$3,517 | 84,857  | \$4,369        |

1/ Average number of eligible persons per month January-June 1969

## INDIANA

## MEDICAL ASSISTANCE DRUG PROGRAM UNDER TITLE XIX

## III. How Administered:

By the Indiana State Department of Public Welfare with the 92 county departments of public welfare acting as agents of the State Department. The State Plan for carrying out the program was developed under the guidance of the Medical Advisory Committee of the State Department of Public Welfare as mandated by law.

Under the provisions of the law which authorizes the Indiana Department of Public Welfare to contract with the fiscal agent to assist in the administration of the medical assistance program, the State Department contracted with Blue Cross of Indiana and Blue Shield of Indiana. The Fiscal Agent receives, audits, and pays claims submitted by the providers of health care for benefits rendered to eligible patients.

## IV. Provisions Relating to Prescribed Drugs:

- A. General Exclusions (diseases, drug categories, etc.):  
None. All prescriptions filled as written, by pharmacists who have signed provider agreements with the Fiscal Agent.
- B. Formulary: None
- C. Prescribing or Dispensing Limitations:
  - 1. Terminology: No statewide requirements for generic prescribing.
  - 2. Quantity of Medication: None. However, for purchases of non-legend drugs of over \$20, a prior approval form must be obtained from the County Department of Public Welfare and it must be signed by the Director of that Department.
  - 3. Refills: Allowed as authorized by physician.
  - 4. Dollar Limits: None

## D. Prescription Charge Formula:

Payment to the pharmacist will be based on acquisition cost of the legend drug, plus a flat professional fee of \$1.85 which has been established by the State Department of Public Welfare. Non-legend drugs and medical supplies payment is made to the pharmacist based on the amount of the usual and customary charge.

## V. Miscellaneous Remarks:

The cost of Indiana's Medicaid-program for the first 12 months was originally estimated at \$33 million, of which the Federal Government would contribute 52.85%, or \$17 million. The State originally estimated that 80,000 persons would be eligible at the beginning of the Medicaid program on January 1, 1970.

With the tremendous increase in new awards for Assistance to Dependent Children over the past 18 months, over 100,000 persons were eligible at the beginning of the Medicaid program. This will increase the State's original estimate on cost appreciably.

## INDIANA

## MEDICAL ASSISTANCE DRUG PROGRAM UNDER TITLE XIX

Welfare Officials, Consultants and Committees

## 1. Welfare Department Officials:

|  |   |
|--|---|
| William R. Sterrett<br>Administrator                           | State Dept. of Public Welfare<br>100 N. Senate Avenue, Rm. 701<br>Indianapolis, Indiana 46204 |
| H. E. Stamm, Director<br>Division of Medical Services          | " "   |
| James L. John, Director<br>Div. of Administrative Services     | " "   |
| Robert O. Brown, Director<br>Division of Public Assistance     | " "   |
| John B. Douglas<br>Chief Accountant                            | " "   |
| Harry E. Kitterman, M.D., Supervisor<br>Medical Review Team    | " "   |
| E. W. Dyar, M.D.<br>Supervising Ophthalmologist<br>(Part-time) | " "   |
| Joseph E. McSoley, R.Ph.<br>Pharmaceutical Consultant          | " "   |

## 2. State Welfare Department Advisory Committee:

|   |                               |
|---|-------------------------------|
| Jack D. Carr, D.D.S., <u>Chairman</u><br>6225 Broadway<br>Indianapolis      | Indiana State Dental Assoc.   |
| David A. Clark<br>Executive Secretary<br>54 Monument Circle<br>Indianapolis | Indiana Pharmaceutical Assoc. |
| Hon. Ralph R. Heine<br>R.R. #2<br>Columbia City                             | House of Representatives      |

## State Welfare Department Advisory Committee (continued):

Hon. James M. Kirtley, M.D.  
416 Ben Hur Building  
Crawfordsville

State Senator  
(Governor's Appointee)

M. R. Glock, M.D.  
229 Medical Center Building  
Fort Wayne

Indiana State Medical Assoc.

Albert F. Kull, D.O.  
2515 East Jefferson Boulevard  
South Bend 46615

Indiana Assoc. of Osteopathic  
Physicians and Surgeons

Miss Ann Gibbs, R.N., Director  
Visiting Nurses Association  
of Indianapolis  
615 N. Alabama Street, Rm. 306  
Indianapolis 46204

Indiana State Nurses Assoc.

Harry T. Latham, Jr.  
900 Fletcher Trust Building  
Indianapolis 46204

Indiana Association of  
Nursing Homes

Hon. Wilfrid J. Ullrich  
403 Main Street  
Aurora 47001

State Senate

Mark Slen, Administrator  
Parkview Memorial Hospital  
2200 Randalia  
Fort Wayne 46805

Indiana Hospital Association

Ronald D. Ulmer, O.D.  
722 Marion National Bank Bldg.  
Marion 46952

Indiana Optometric Association

3. Executive Officers of State Medical Society and State  
Pharmaceutical Association:

A. Medical Society:

James A. Waggener  
Executive Secretary  
Indiana State Medical  
Association  
3935 North Meridian  
Indianapolis, Ind. 46208  
Phone: 317/925-7545

B. Pharmaceutical Association:

David A. Clark  
Executive Secretary  
Indiana Pharmaceutical  
Association  
54 Monument Circle  
Indianapolis, Indiana 46204  
Phone: 317/634-4968



## IOWA

## MEDICAL ASSISTANCE DRUG PROGRAM (TITLE XIX)

Title XIX Program Began July 1, 1967

## I. BENEFITS PROVIDED AND GROUPS ELIGIBLE

| Type of Benefit               | Money Payment Recipients   |    |      |      | Medically Needy (M N) |                   |              |  |  |
|-------------------------------|--|----|------|------|-----------------------|-------------------|--------------|--|--|
|                               | OAA  | AB | APTD | AFDC | Category Related      | Children Under 21 | Other* (SFO) |  |  |
| Prescribed Drugs              | x  | x  | x    | x    |                       |                   |              |  |  |
| Inpatient Hospital Care       | x  | x  | x    | x    |                       |                   |              |  |  |
| Outpatient Hospital Care      | x  | x  | x    | x    |                       |                   |              |  |  |
| Laboratory & X-ray Service    | x  | x  | x    | x    |                       |                   |              |  |  |
| Skilled Nursing Home Services | x  | x  | x    | x    |                       |                   |              |  |  |
| Physician Services            | x  | x  | x    | x    |                       |                   |              |  |  |
| Dental Services               | x  | x  | x    | x    |                       |                   |              |  |  |
| Other Benefits:               | Prostheses; ambulance; visiting nurse; optometrist, optician, podiatrist and chiropractor. |    |      |      |                       |                   |              |  |  |

\*SFO - State Funds Only - Federal matching for administrative costs.

## II. EXPENDITURES FOR DRUGS. Payments to Pharmacists by fiscal year ending June 30:

| CATEGORY | (Amounts in Thousands) |         |         |         |         |
|----------|------------------------|---------|---------|---------|---------|
|          | 1965                   | 1966    | 1967    | 1968    | 1969    |
| OAA      | \$2,306                | \$2,402 | \$2,443 | \$2,256 | \$3,852 |
| MAA      | 687                    | 719     | 984     | 918     |         |
| AB       | 76                     | 79      | 82      | 92      | 138     |
| APTD     |                        | 115     | 205     | 256     | 505     |
| AFDC     | 634                    | 722     | 743     | 800     | 1,371   |
| Total    | \$3,703                | \$4,037 | \$4,457 | \$4,322 | \$5,866 |

1/ See Miscellaneous Remarks

Note: For the month of May 1968 there were 60,800 recipients of medical care.

1970

## IOWA

## MEDICAL ASSISTANCE DRUG PROGRAM UNDER TITLE XIX

## III. How Administered:

By 99 county boards of social welfare, under the supervision of the State Department of Social Services.

## IV. Provisions Relating to Prescribed Drugs:

## A. General Exclusions (diseases, drug categories, etc.):

Non-legend drugs.

## B. Formulary: None.

## C. Prescribing or Dispensing Limitations:

1. Terminology: None.

2. Quantity of Medication: Prescriptions should be limited to a 30-day supply, except for prescriptions calling for unit packaging (for example, quantities of 50 or 100 that could run up to a 100-day supply).

3. Refills: Not permitted.

4. Dollar limits: None.

D. Prescription Charge Formula: Payment will be based on the pharmacist's usual, customary and reasonable charge, but payment may not exceed the cost of the drug as shown in the current Drug Topics Redbook or Bluebook plus a professional fee of \$2.00.

## V. Miscellaneous Remarks:

A written prescription is required for all drugs and supplies.

1/ The following probably accounts for the fact that 1968 drug expenditures were \$135,000 less than those in 1967:

1. During the first half of 1967 the State paid for non-legend drugs, which they discontinued July 1, 1967.

2. Until July 1, 1967 the State reimbursed physicians for drugs dispensed by them. Since that date physicians are paid for drugs only if there is no pharmacy in the community.



## MEDICAL ASSISTANCE DRUG PROGRAM UNDER TITLE XIX

Welfare Officials, Consultants and Committees

## 1. Welfare Department Officials:

|   |  |
|---|--|
| James N. Gillman<br>Commissioner  | Department of Social Services<br>Lucas State Office Building<br>Des Moines, Iowa 50319 |
| Elmer M. Smith, M.D., Director<br>Bureau of Medical Services            | " "  |
| Ronald J. Mahrenholz, R.Ph., Director<br>Division of Utilization Review | " "  |
| Meredith Saunders, M.D.<br>Consultant Ophthalmologist                   | " "  |
| Pharmaceutical Consultant*  |  |

## 2. Welfare Department Advisory Committees:

## A. Title XIX Medical Assistance Council:

|  |  |
|--|--|
| <u>College of Medicine</u><br>William O. Rieke, M.D.<br>Dean Pro Tem<br>College of Medicine<br>University Hospitals<br>Iowa City 52240 | <u>Iowa Dental Association</u><br>A. G. Kegler, D.D.S.<br>206 - Third Avenue N.E.<br>Independence 50644                |
| <u>House of Representatives</u><br>Representative Joan Lipsky<br>655 Cottage Grove Avenue S.E.<br>Cedar Rapids 52403                   | <u>Iowa Hospital Association Inc.</u><br>Darrell G. Hartline<br>Assistant Administrator<br>Mercy Hospital<br>Davenport |
| Rep. A. June Franklin<br>1124 - 14th Street Place<br>Des Moines 50314  | <u>Iowa Medical Society</u><br>L. J. O'Brien, M.D.<br>1005 Second Avenue North<br>Fort Dodge 50501                     |

---

\* Two pharmacists serve as pharmaceutical consultants for Iowa Blue Cross/Blue Shield, which is the carrier.

## Title XIX Medical Assistance Council (continued):

Iowa Nurses Association  
Marilyn A. Russell (Miss)  
Director  
Public Health Nursing Assoc.  
East First and Des Moines Sts.  
Des Moines 50309

Iowa Nursing Home Association  
Alden R. Godwin  
The Jefferson Home  
708 South Jefferson  
Indianola 50125

Iowa Optometric Association  
Richard Schiller, O.D.  
311 West Main Street  
Marshalltown

Iowa Osteopathic Hospital  
Association  
Alixé P. Nuzum  
Des Moines General Hospital  
602 East 12th Street  
Des Moines 50316

Iowa Pharmaceutical Assoc.  
Robert G. Gibbs  
Iowa Pharmaceutical Assoc.  
302 Shops Building  
Des Moines 50309

Iowa Podiatry Society  
Stewart E. Reed, D.S.C.  
425 Kresge Building  
Des Moines 50309

Iowa Senate  
Senator Ernest Kosek  
501 Merchants Bank Building  
Cedar Rapids

Senator William D. Palmer  
2948 Easton Boulevard  
Des Moines 50317

Iowa Society Osteopathic  
Physicians and Surgeons

Ronald K. Woods, D.O.  
1147 - 36th Street  
Des Moines 50311

Iowa State Department of Health

Iowa State Board of  
Chiropractic Examiners  
E. C. Vorland, D.C.  
102 Main Street  
Cedar Falls

Public Representative  
Sue M. Reed (Mrs.)  
1314 - 48th Street  
Des Moines 50311

## B. Pharmaceutical Advisory Committee:

|                  |            |
|------------------|------------|
| Robert G. Gibbs  | Des Moines |
| Don R. Carlson   | Spencer    |
| A. Van Houweling | Des Moines |
| Jack Smit        | Davenport  |
| Ted Dittrick     | Sioux City |

## Pharmaceutical Advisory Committee (continued):

|               |            |
|---------------|------------|
| Phil King     | Waterloo   |
| John Carr     | Des Moines |
| Thor Holmgren | Maquoketa  |
| Jack Price    | Keokuk     |

3. Executive Officers of State Medical Society and State  
Pharmaceutical Association:

## A. Medical Society:

Donald L. Taylor  
Executive Vice-President  
Iowa Medical Society  
1001 Grand Avenue  
West Des Moines, Iowa 50309  
Phone: 515/255-2105

## B. Pharmaceutical Association:

Robert G. Gibbs  
Executive Secretary  
Iowa Pharmaceutical Association  
302 Shops Building  
Des Moines, Iowa 50309  
Phone: 515/283-0169



KANSAS

MEDICAL ASSISTANCE DRUG PROGRAM (TITLE XIX)

Title XIX Program Began June 1, 1967

I. BENEFITS PROVIDED AND GROUPS ELIGIBLE

| Type of Benefit               | Money Payment |    |      |      | Medically Needy (M N) |    |      |      |                   |              |
|-------------------------------|---------------|----|------|------|-----------------------|----|------|------|-------------------|--------------|
|                               | Recipients    |    |      |      | Category Related      |    |      |      | Children Under 21 | Other* (SFO) |
|                               | OAA           | AB | APTD | AFDC | OAA                   | AB | APTD | AFDC |                   |              |
| Prescribed Drugs              | x             | x  | x    | x    | x                     | x  | x    | x    | x                 | x            |
| Inpatient Hospital Care       | x             | x  | x    | x    | x                     | x  | x    | x    | x                 | x            |
| Outpatient Hospital Care      | x             | x  | x    | x    | x                     | x  | x    | x    | x                 | x            |
| Laboratory & X-ray Service    | x             | x  | x    | x    | x                     | x  | x    | x    | x                 | x            |
| Skilled Nursing Home Services | x             | x  | x    | x    | x                     | x  | x    | x    | x                 | x            |
| Physician Services            | x             | x  | x    | x    | x                     | x  | x    | x    | x                 | x            |
| Dental Services               | x             | x  | x    | x    | x                     | x  | x    | x    | x                 | x            |

Other Benefits:

Home health care; clinic; physical therapy; prostheses; preventive services; family planning supplies; chiropractor and optometrist.

\*SFO - State Funds Only - Federal matching for administrative costs.

II. EXPENDITURES FOR DRUGS. Payments to Pharmacists by fiscal year ending June 30:

| CATEGORY                | (Dollar Amounts in Thousands) |         |         |         |      |                            |
|-------------------------|-------------------------------|---------|---------|---------|------|----------------------------|
|                         | 1965                          | 1966    | 1967    | 1968    | 1969 | Persons Eligible <u>1/</u> |
| OAA                     | \$1,546                       | \$1,579 | \$1,448 | \$1,666 |      | 17,296                     |
| MAA                     | 349                           | 477     | 532     |         |      |                            |
| MA                      |                               |         | 320     | 790     |      | 14,866                     |
| AB                      | 35                            | 36      | 34      | 36      |      | 365                        |
| APTD                    | 502                           | 604     | 668     | 832     |      | 6,509                      |
| AFDC                    | 432                           | 485     | 467     | 672     |      | 38,080                     |
| Total Public Assistance | 2,864                         | 3,181   | 3,469   | 3,996   |      | 77,116                     |
| General Assistance      | 240                           | 254     | 260     | 281     |      | 8,564                      |
| Grand Total             | \$3,104                       | \$3,445 | \$3,729 | \$4,277 |      | 85,680                     |

1/ Persons receiving drugs during FY 1969

## KANSAS

## MEDICAL ASSISTANCE DRUG PROGRAM UNDER TITLE XIX

## III. How Administered:

By county boards of social welfare (105), units of county government, under the supervision of the State Department of Social Welfare.

## IV. Provisions Relating to Prescribed Drugs:

- A. General Exclusions (diseases, drug categories, etc.):  
Program covers prescriptions for legend items and, as of April 1, 1968, for certain non-legend drugs to treat disease entities and conditions, as shown below.  
Common medicine chest items are excluded.
1. Chronic arthritis
  2. Chronic ulcers
  3. Diabetes
  4. Certain contraceptives
  5. Asthma and emphysema  
(Bronchodilators to be used orally, rectally or by inhalation)
  6. Acute or subacute bronchitis and rhinitis  
(Antitussives, expectorants and decongestants)
- B. Formulary: None
- C. Prescribing or Dispensing Limitations:
1. Terminology: None
  2. Quantity of Medication: Not more than 90-day supply.
  3. Refills: Not more than 2 refills.
  4. Dollar Limits: None

- D. Prescription Charge Formula: Variable-Fee schedule effective August 1970. Fee per prescription established for each individual participating pharmacy within the range of 93¢ to \$2.22, based on operating data submitted by each pharmacy.

The State will not approve a fee if it yields more than a 10.5% net profit above acquisition cost plus operating expenses or is higher than 90% of the fees requested by all participating pharmacies.

Note: The fees submitted ranged from a high of \$3.53 to a low of 93¢. The high when cut back to the 90% percentile established the maximum fee of \$2.22. The fees approved resulted in a statewide arithmetic average of \$1.92 fee per prescription and \$1.73 on a weighted average basis.

V. Miscellaneous Remarks:

"Claims for pharmaceuticals will be paid only to licensed pharmacies, except in instances where a physician is issued a dispensing permit. Such permits will be issued wherever there is no licensed pharmacy in the town or community, upon request by a physician. Applications for such permits will be passed on by a medical review committee."

Recipients have free choice of pharmacy.

## KANSAS

## MEDICAL ASSISTANCE DRUG PROGRAM UNDER TITLE XIX

Welfare Officials, Consultants and Committees

## 1. Welfare Department Officials:

|  |  |
|--|--|
| Robert C. Harder<br>Director                                   | State Dept. of Social Welfare<br>State Office Building<br>Topeka, Kansas 66612 |
| Miss Ruth Laing, Director<br>Division of Public Assistance     | " "  |
| Ernest C. Kieswetter, Director<br>Division of Medical Services | " "  |
| James W. Bibb, Budget Director<br>Department of Administration | " "  |

## 2. Welfare Department Consultants:

## A. Physician (Part-time):

|   |     |
|---|-----|
| Lucien R. Pyle, M.D.<br>Coordinator of Medical Services | " " |
|---|-----|

## B. Pharmacist (Part-time):

|                        |     |
|------------------------|-----|
| Jacob W. Miller, R.Ph. | " " |
|------------------------|-----|

## C. Dentist:

|                        |     |
|------------------------|-----|
| Joseph Cassidy, D.D.S. | " " |
|------------------------|-----|

## 3. Governor's Advisory Committee:

Theodore Young, M.D.  
Medical Arts Building West  
Topeka 66604  
(Kansas Medical Society)

Dr. J. H. French (O.D.)  
613 Market Street  
Osage City 66523  
(Kansas Optometric Assoc.)

Marvin W. Nichols, Adm.  
Grace Hospital  
Hutchinson 67501  
(Hospital Association)

Leo V. Bongers, Jr. (D.D.S.)  
Hanover 66945  
(Kansas Dental Assoc.)



## Governor's Advisory Committee (continued):

Harvey H. Steffen, D.O.  
2307 East First  
Wichita 67214  
(Kansas Osteopathic Assoc.)

Harold Heinrich  
Walnut Valley Manor  
Augusta 67010  
(Kansas Nursing Home Assoc.)

Dr. Frank Donovan (D.S.C.)  
111 North 5th Street  
Atchison 66002  
(Kansas Podiatric Assoc.)

Lloyd Nightingale  
Centralia 66415  
(Kansas Co. Welfare  
Commissioners Association)

Raymond Cilek  
Courthouse  
Hutchinson 67501  
(Kansas Co. Welfare Dir.  
Association)

Mrs. Henry Schwaller  
2200 Pershing Drive  
Hays 67601  
(Kansas Assoc. Mental Health)

Dr. Patricia Schloesser, Dir.  
Div. of Maternal & Child Health  
State Office Building  
Topeka 66612

Esther Twente (Miss)  
1715 Indiana Street  
Lawrence 66044  
(Natl. Assoc. Social Work -  
Kansas Chapter)

Hilda Le Cuer (Mrs.)  
Butler-Greenwood County  
Health Department  
El Dorado 67042  
(Home Health Agencies)

Russell Miller, Administrator  
University of Kansas Medical  
Center  
5300 Mission Wood Terrace  
Shawnee Mission 66205

Dr. Edwin D. Lyman, Director  
Ex. Sec. & Director of Health  
State Office Building  
Topeka 66612

Dr. Robert C. Harder  
State Director of Soc. Welfare  
State Office Building  
Topeka 66612

Dr. Merle Bolton  
415 West 8th  
Topeka 66603

Dr. Calvert J. Winter  
155 South 18th Street  
Kansas City 66102  
(Kansas Pediatric Society)

Rowe Meats  
1518 North Hershey  
Beloit 67420  
(Agriculture)

F. E. Black  
New England Building  
Topeka 66603  
(Kansas State Federation of  
Labor - AFL-CIO)

Dr. F. P. Wolff  
106 East 2nd Street  
Pratt 67124  
(Kansas Public Health Assoc.)

Dr. M. F. Decker (D.C.)  
651 South Front  
Salina 67401  
(Kansas Chiropractic Assoc.)

4. Executive Officers of State Medical Society and State  
Pharmaceutical Association:

A. Medical Society:

Oliver E. Ebel  
Executive Director  
Kansas Medical Society  
1300 Topeka Boulevard  
Topeka 66612  
Phone: 913/235-2383

B. Pharmaceutical Association:

John L. Rose  
Executive Director  
Kansas Pharmaceutical Association  
1308 West 10th Street  
Topeka 66604  
Phone: 913/232-2717

KENTUCKY

MEDICAL ASSISTANCE DRUG PROGRAM (TITLE XIX)

Title XIX Program Began July 1, 1966

I. BENEFITS PROVIDED AND GROUPS ELIGIBLE

| Type of Benefit               | Money Payment Recipients |    |      |      | Medically Needy (M N) Category Related Children**Other* |    |      |      |                |
|-------------------------------|--------------------------|----|------|------|---|----|------|------|----------------|
|                               | OAA                      | AB | APTD | AFDC | OAA   | AB | APTD | AFDC | Under 21 (SFO) |
| Prescribed Drugs              | x                        | x  | x    | x    | x   | x  | x    | x    | x              |
| Inpatient Hospital Care       | x                        | x  | x    | x    | x   | x  | x    | x    | x              |
| Outpatient Hospital Care      | x                        | x  | x    | x    | x   | x  | x    | x    | x              |
| Laboratory & X-ray Service    | x                        | x  | x    | x    | x   | x  | x    | x    | x              |
| Skilled Nursing Home Services | x                        | x  | x    | x    | x   | x  | x    | x    | x              |
| Physician Services            | x                        | x  | x    | x    | x   | x  | x    | x    | x              |
| Dental Services               | x                        | x  | x    | x    | x   | x  | x    | x    | x              |

\*SFO - State Funds Only - Federal matching for administrative costs.  
 \*\*Under the care of an authorized public child welfare agency.

II. EXPENDITURES FOR DRUGS. Payments to Pharmacists by fiscal year ending June 30:

(Dollar Amounts in Thousands)

| CATEGORY                           | 1966    | 1967    | 1968 <u>2/</u>   |          | 1969                       |
|------------------------------------|---------|---------|------------------|----------|----------------------------|
|                                    |         |         | Persons Eligible | \$       | Persons Eligible <u>3/</u> |
| OAA                                | \$2,495 | \$4,200 | 62,701           | \$ 5,200 | 64,330                     |
| MAA                                | 1,143   |         |                  |          |                            |
| AB                                 | 88      | 99      | 2,363            | 144      | 2,156                      |
| APTD                               | 609     | 807     | 14,984           | 1,390    | 15,161                     |
| AFDC                               | 983     | 1,638   | 115,676          | 3,200    | 123,143                    |
| MN Aged                            |         |         | 25,142           |          |                            |
| MN Blind                           |         |         | 153              |          |                            |
| MN Disabled                        |         |         | 2,650            |          |                            |
| MN Children                        |         |         | 62,319           |          |                            |
| Medically Needy WE and T <u>1/</u> |         | 586     |                  | 300      | 90,157                     |
| Total                              | \$5,318 | \$7,330 | 285,988          | \$10,234 | 294,947 \$11,583           |

1/ Work, Education and Training Program in 19 eastern Kentucky counties  
2/ Approximate figures for drug expenditures  
3/ During calendar year 1968

## KENTUCKY

## MEDICAL ASSISTANCE DRUG PROGRAM UNDER TITLE XIX

## III. How Administered:

By the State Department of Economic Security through 33 administrative district offices with local public assistance office in each county. Department of Economic Security has a contract with the Department of Health to carry out medical aspects of public assistance programs. Vendor pharmacists send claims direct to State Department of Economic Security.

## IV. Provisions Relating to Prescribed Drugs:

- A. General Exclusions (diseases, drug categories, etc.):  
The following are items which are not covered under the pharmacy benefit area of the Program:
1. Medical supply items such as syringes, bedpans, urinals, ice-bags, etc.
  2. Medicine cabinet supplies and drug staples.
  3. Drugs issued to or dispensed for hospitalized patients or patients in Extended Care Facilities.
  4. Drugs available through other programs or agencies.
  5. Drugs not contained in the Medical Care Drug List.
  6. Medications and supplies used or dispensed by physicians or dentists during home or office calls.
- B. Formulary: Yes. In the form of a drug list containing items listed by generic name. This list may be revised in accordance with requests by participating physicians and dentists, in accordance with funds available, and in accordance with the interests and needs of Program beneficiaries. Included on the Drug List are 7 broad therapeutic entities which cover multiple drug products. Therefore, Program payment actually covers a wide range of drugs although only 192 entities appear on the drug list.

## C. Prescribing or Dispensing Limitations:

1. Terminology: None
2. Quantity of Medication: Maximum quantities/R approximate a 30-day supply on maintenance medications and a shorter course of therapy for drugs used in acute conditions.
3. Refills: Effective May 15, 1969, no prescription may be refilled more than five times or more than six months after the prescription is written.
4. Dollar Limits: None

## D. Prescription Charge Formula:

Ingredient cost plus professional fee (\$1.40).

In determining the ingredient cost, consideration is given to the number of suppliers of a product as listed in the current issue of the Drug Topics Red Book. A "median" price is generally used when patent rights pertaining to a given product have expired; a "major-brand" price is used when such patent rights are in effect.

## V. Miscellaneous Remarks:

Payment for drugs is limited to those pharmacies which affiliate themselves with the Medical Assistance Program by completing the "Agreement of Participating Pharmacies".

## KENTUCKY

## MEDICAL ASSISTANCE DRUG PROGRAM UNDER TITLE XIX

DEPARTMENT OF HEALTH - DEPARTMENT OF ECONOMIC SECURITY  
Officials, Consultants and Committees

## 1. Officials:

|  |   |
|--|---|
| Russell E. Teague, M.D.<br>Commissioner                                | State Health Department<br>Frankfort, Kentucky 40601    |
| Albert Christen<br>Commissioner  | Department of Finance<br>Frankfort, Kentucky 40601      |
| Merritt S. Deitz<br>Commissioner                                       | Dept. of Economic Security<br>Frankfort, Kentucky 40601 |
| Aaron Paul, Director<br>Division of Public Assistance                  | " "   |
| G. Byron Kirby, Director<br>Division of Medical Assistance             | " "   |
| Mrs. Milton D. Thompson, Jr.<br>Director<br>Medical Assistance Program | State Health Department<br>Frankfort, Kentucky 40601    |
| Miss Gene A. Thomas, R.Ph.<br>Office of Medical Assistance             | " "   |

## 2. State Advisory Committees for Medical Assistance:

Advisory Council on Medical Assistance appointed by the Governor, is composed of 13 members representing pharmacy, hospitals, registered nurses, medical doctors, dentists; meets quarterly or more often.

## A. State Advisory Committee for Medical Assistance:

|   |  |
|---|--|
| Howard L. Bost, Ph.D.<br>University of Kentucky<br>Medical Center<br>Lexington<br><u>Chairman</u> | Ben R. Brewer<br>(Hospital Assoc. Rep.)<br>Baptist Hospital<br>Lexington<br><u>Vice-Chairman</u> |
| Clyde Sparks, M.D.<br>Ashland   | Miss Nell B. Weller, R.N.<br>Louisville  |

## State Advisory Committee for Medical Assistance (continued):

|  |  |
|--|--|
| Mrs. Carmol Cook, R.N.<br>Nursing Homes and Personal<br>Care Homes Representative<br>Morganfield | Russell E. Teague, M.D.<br>Commissioner<br>Department of Health<br>Frankfort     |
| Virginia Craft (Mrs.)<br>Lexington   | Merritt S. Deitz<br>Commissioner<br>Department of Economic Security<br>Frankfort |
| John B. Anneken, R.Ph.<br>918 Madison Street<br>Covington  | <u>Lay Members:</u><br>Roger B. Proffitt   |
| Theodore Logan, D.D.S.<br>Louisville   | William Young<br>Paducah   |

(2 Vacancies)

There are also 6 Technical Advisory Committees (each consisting of 5 members, appointed by a professional association) that advise the Advisory Council in their respective fields: Medicine, Pharmacy, Hospital Administration, Nursing, Nursing Home Administration. (Two committees are shown below.)

## B. Technical Advisory Committee for Physician Services:

|  |                                       |
|--|---------------------------------------|
| Thompson R. Bryant, M.D.<br><u>Chairman</u><br>Lexington | J. S. Williams, M.D.<br>Nicholasville |
| Robert Longshore, M.D.<br>Covington                      | Wallace Bell, M.D.<br>Sturgis         |

(1 Vacancy)

## C. Technical Advisory Committee on Pharmacy Services:

|   |   |
|---|---|
| William D. Morgan, R.Ph.<br><u>Chairman</u><br>c/o Morgan Drug<br>Pineville | R. N. Smith, R.Ph.<br>c/o Smith's Pharmacy<br>Burkesville |
| Arnold Zegart, R.Ph.<br>Zegart Drugs<br>Louisville                          | Vernon Hager, R.Ph.<br>Hemphill Pharmacy<br>Nicholasville |
| D. Howard Ralston, R.Ph.<br>Cardinal Drugs<br>Paducah                       |   |

3. Executive Officers of State Medical Society and State  
Pharmaceutical Association:

A. Medical Society:

Robert Cox  
Executive Secretary  
Kentucky State Medical Association  
3532 Ephraim McDowell Drive  
Louisville, Kentucky 40205  
Phone: 502/454-6324

B. Pharmaceutical Association:

Robert J. Lichtefeld  
Executive Secretary  
Kentucky State Pharmaceutical Association  
335 West Main Street  
Frankfort, Kentucky 40601  
Phone: 502/227-2303



## LOUISIANA

## MEDICAL ASSISTANCE DRUG PROGRAM (TITLE XIX)

Title XIX Program Began July 1, 1966I. BENEFITS PROVIDED AND GROUPS ELIGIBLE

| Type of Benefit               | Money Payment Recipients                                   |    |      |      | Medically Needy (M N) |                   |        |       |
|-------------------------------|--|----|------|------|-----------------------|-------------------|--------|-------|
|                               | OAA  | AB | APTD | AFDC | Category Related      | Children Under 21 | Other* | (SFO) |
| Prescribed Drugs              | x  | x  | x    | x    |                       |                   |        |       |
| Inpatient Hospital Care       | x  | x  | x    | x    |                       |                   |        |       |
| Outpatient Hospital Care      | x  | x  | x    | x    |                       |                   |        |       |
| Laboratory & X-ray Service    | x  | x  | x    | x    |                       |                   |        |       |
| Skilled Nursing Home Services | x  | x  | x    | x    |                       |                   |        |       |
| Physician Services            | x  | x  | x    | x    |                       |                   |        |       |
| Dental Services               | x  | x  | x    | x    |                       |                   |        |       |
| Other Benefits:               | Limited appliance program; Rehabilitation Center services. |    |      |      |                       |                   |        |       |

\*SFO - State Funds Only - Federal matching for administrative costs.

II. EXPENDITURES FOR DRUGS. Payments to Pharmacists by fiscal year ending June 30:

| CATEGORY | (Amounts in Thousands) |         |         |                    |                    |
|----------|------------------------|---------|---------|--------------------|--------------------|
|          | 1965                   | 1966    | 1967    | 1968 <sup>1/</sup> | 1969 <sup>1/</sup> |
| OAA      | \$6,019                | \$5,782 | \$6,216 | \$ 9,428           | \$ 8,331           |
| MAA      | 16                     | 15      | 5       |                    |                    |
| AB       | 7                      | 6       | 47      | 117                | 110                |
| APTD     | 146                    | 163     | 910     | 1,988              | 1,740              |
| AFDC     | 38                     | 51      | 269     | 720                | 695                |
| Total    | \$6,226                | \$6,017 | \$7,577 | \$12,943           | \$11,531           |

<sup>1/</sup> Calendar year

## LOUISIANA

## MEDICAL ASSISTANCE DRUG PROGRAM UNDER TITLE XIX

## III. How Administered:

Public assistance programs are administered by the State Department of Public Welfare directly through its 62 parish (county) departments of public welfare.

Vendor drug program for all categories if recipient is in nursing home. If not in nursing home the vendor drug program covers public assistance recipients whose illnesses meet certain criteria.

## IV. Provisions Relating to Prescribed Drugs:

A. General Exclusions (diseases, drug categories, etc.):  
All analgesics except hard narcotics and specified drugs which require prior approval. Also certain drugs excluded by reason of administrative decisions to effect economy measures.

B. Formulary: Drug list (restrictive)

C. Prescribing or Dispensing Limitations:

1. Terminology: Listed drugs or identical products made by another manufacturer.

2. Quantity of Medication: New prescription must be issued every 90 days for drugs given on a continuing basis.

Payment for prescriptions shall be only for quantities not to exceed a month's treatment except for drugs for certain chronic conditions, which may be for quantities of either one month's treatment or 100 unit doses.

Payment for antibiotics shall be limited to a 10-day supply with no refills. Exceptions may be made in certain cases by special approval.

3. Refills: Permitted during 90-day period.

4. Dollar Limits: None

## D. Prescription Charge Formula:

1. Effective March 1, 1970 the maximum payment for a prescription is wholesale cost plus \$1.80 dispensing fee.
2. The average price of prescriptions, insulin, and diabetic testing agents for welfare recipients is not to exceed price paid by others.
3. The maximum for a 5cc and 30cc indwelling catheter and catheterization tray will continue to be \$4.35, \$4.80 and \$1.80 respectively.

Note: Maximum payment formula will be evaluated at the end of a 6-month period and at least annually thereafter.

## LOUISIANA

## MEDICAL ASSISTANCE DRUG PROGRAM UNDER TITLE XIX

Welfare Officials, Consultants and Committees

## 1. Welfare Department Officials:

|                                |                               |       |
|--------------------------------|-------------------------------|-------|
| Garland L. Bonin, Commissioner | State Dept. of Public Welfare |       |
|                                | State Welfare Building        |       |
|                                | P. O. Box 44065               |       |
|                                | Baton Rouge, Louisiana        | 70804 |

|  |   |   |
|--|---|---|
| Otis C. Edwards, Jr.,<br>Deputy Commissioner | " | " |
|--|---|---|

|  |   |   |
|--|---|---|
| Alvis D. Roberts, Director<br>Welfare Services | " | " |
|--|---|---|

|   |   |   |
|---|---|---|
| Felix Stanley<br>Welfare Administrative Coordinator | " | " |
|---|---|---|

|  |   |   |
|--|---|---|
| Gary Varnado, Director of<br>Public Assistance | " | " |
|--|---|---|

|   |   |   |
|---|---|---|
| Neal D. Blanchard, M.D.<br>Medical Director | " | " |
|---|---|---|

## Pharmaceutical Consultant:

|                       |   |   |
|-----------------------|---|---|
| Walter S. McLean, Jr. | " | " |
|-----------------------|---|---|

|                |   |   |
|----------------|---|---|
| Charles Favaro | " | " |
| Carolyn Maggio | " | " |

## 2. State Welfare Department Medical Advisory Committee:

|  |   |
|--|---|
| H. H. Hardy, Jr., M.D.<br>Chairman<br>Medical Advisory Committee<br>328 Third<br>Alexandria, Louisiana | Charles L. Black, M.D.<br>865 Margaret Place<br>Shreveport, Louisiana |
|--|---|

|   |  |
|---|--|
| D. S. Danburg, M.D.<br>Superintendent<br>Greenwell Springs Tuberculosis<br>Hospital<br>Greenwell Springs, Louisiana | Robert H. Potts, Jr., M.D.<br>Convent, Louisiana |
|   | Harry Winters, M.D.<br>Columbia, Louisiana       |

Medical Advisory Committee Members (Continued)

Donald B. Williams, M.D.  
116 Hospital Drive  
Lafayette, Louisiana

Henry H. W. Miles, M.D.  
Dept. Psychiatry & Neurology  
Tulane Univ. School of Medicine  
1432 Tulane Avenue  
New Orleans, Louisiana

Andrew Hedmeg, M.D.  
P. O. Box 60630  
New Orleans, Louisiana

Mr. J. D. Snell  
777 Neal Drive  
Shreveport, Louisiana

Mr. Ben Swayze, Asst. Director  
Vocational Rehabilitation  
State Dept. of Education  
2655 Plank Road  
Baton Rouge, Louisiana

L. D. LaCour, D.D.S.  
633 Oak Villa Boulevard  
Baton Rouge, Louisiana

Francis Bonin, OD  
1612 East Main Street  
New Iberia, Louisiana

Mr. Jerry Brodhead, Pres.  
La. Nursing Home Ass'n  
701 Bayou Marie Road  
Pineville, Louisiana

Dr. Felton Clark, Pres.  
Southern University  
Baton Rouge, Louisiana

Senator B. B. Rayburn, Chairman  
Senate Finance Committee  
606 Avenue B.  
Bogalusa, Louisiana

Albion Cross, Jr., M.D.  
1260 Main Street  
Baton Rouge, Louisiana

William G. Palfrey, M.D.  
4550 N. Boulevard  
Baton Rouge, Louisiana

Joseph A. Sabatier, Jr., M.D.  
Claiborne Towers  
New Orleans, Louisiana

James A. Rogers, M.D.  
4414 Magnolia Street  
New Orleans, Louisiana

Charles Gage, Exec. Dir.  
Louisiana Hospital Ass'n  
1515 St. Charles Avenue  
New Orleans, Louisiana

Mr. Paul Zundel, Chairman  
Pharmaceutical Advisory Bd.  
1414 Jackson  
Alexandria, Louisiana

Mrs. Velma Smith  
11535 Nimitz Street  
Baton Rouge, Louisiana

Mrs. Mildred Richardson  
782 N. 23rd Street  
Baton Rouge, Louisiana

Mr. Victor Bussie, Pres.  
La. AFL-CIO  
429 Gov't Street  
Baton Rouge, Louisiana

Rep. Robert J. Munson  
Chairman, House Approp. Com.  
Box 296  
Cheneyville, Louisiana

## Medical Advisory Committee (continued):

Senator Jamar W. Adcock  
Chairman  
Legislative Budget Committee  
Box 1633  
Monroe, Louisiana

Sister Mary Margaret LaFleur  
c/o Prompt Succor Nursing  
Home  
751 Prudhomme Lane  
Opelousas, Louisiana

3. Executive Officers of State Medical Society and State  
Pharmaceutical Association:

## A. Medical Society:

H. A. Thomas, M.D.  
Secretary-Treasurer  
Louisiana State Medical Society  
1700 Josephine Street  
New Orleans, Louisiana 70113  
Phone: 504/522-9513

## B. Pharmaceutical Association:

Merlin R. Wilson, Executive Secretary  
Louisiana State Pharmaceutical Association  
2337 St. Claude Avenue  
New Orleans, Louisiana 70117  
Phone: 504/949-7544

Pharmaceutical Advisory Board:

Member at Large - Charles Aprill, Franklin

District 1 - Lloyd Aguiard, New Orleans

District 2 - Saul Schneider, New Orleans

District 3 - Remy Guidry, Lafayette

District 4 - James Mosley, Bossier City

District 5 - Neal McEacharn, Delhi

District 6 - Howard Bolton, Baton Rouge  
(Vice-Chairman)

District 7 - Eugene Picou, Eunice

District 8 - Paul Zundel, Alexandria  
(Chairman)

## MAINE

## MEDICAL ASSISTANCE DRUG PROGRAM (TITLE XIX)

Title XIX Program Began July 1, 1966

## I. BENEFITS PROVIDED AND GROUPS ELIGIBLE

| Type of Benefit               | Money Payment Recipients |    |      |      | Medically Needy (M N )  |  |  |  |   |
|-------------------------------|--------------------------|----|------|------|---|--|--|--|---|
|                               | OAA                      | AB | APTD | AFDC | Category Related Children Other*<br>OAA AB APTD AFDC Under 21 (SFO) |  |  |  |   |
| Prescribed Drugs              | x                        | x  | x    | x    |   |  |  |  | x |
| Inpatient Hospital Care       | x                        | x  | x    | x    |   |  |  |  | x |
| Outpatient Hospital Care      | x                        | x  | x    | x    |   |  |  |  | x |
| Laboratory & X-ray Service    | x                        | x  | x    | x    |   |  |  |  | x |
| Skilled Nursing Home Services | x                        | x  | x    | x    |   |  |  |  | x |
| Physician Services            | x                        | x  | x    | x    |   |  |  |  | x |
| Dental Services               |                          |    |      |      |   |  |  |  |   |

## Other Benefits:

Scope commensurate with Title XVIII, includes rental of durable equipment; prostheses; ambulance; mental health clinics; podiatrist.

\*SFO - State Funds Only - Federal matching for administrative costs.

## II. EXPENDITURES FOR DRUGS. Payments to Pharmacists by fiscal year ending June 30:

| CATEGORY    | (Dollar Amounts in Thousands) |      |      |      |      | Persons Eligible |
|-------------|-------------------------------|------|------|------|------|------------------|
|             | 1965                          | 1966 | 1967 | 1968 | 1969 |                  |
| OAA         |                               |      |      |      |      | 10,659           |
| MAA         |                               |      |      |      |      |                  |
| AB          |                               |      |      |      |      | 225              |
| APTD        |                               |      |      |      |      | 3,471            |
| AFDC        |                               |      |      |      |      | 34,500           |
| MN Aged     |                               |      |      |      |      |                  |
| MN Blind    |                               |      |      |      |      |                  |
| MN Disabled |                               |      |      |      |      |                  |
| MN Children |                               |      |      |      |      |                  |
| Total       |                               |      |      |      |      | 48,855           |

## MAINE

## MEDICAL ASSISTANCE DRUG PROGRAM UNDER TITLE XIX

## III. How Administered:

By State Department of Health and Welfare through its 11 district offices.

## IV. Provisions Relating to Prescribed Drugs:

## A. General Exclusions (diseases, drug categories, etc.):

1. OTC drugs (except insulin)
2. Combinations of antibiotics
3. Sedatives and hypnotics other than barbiturates and chloral hydrate
4. Remedies for common colds and coughs resulting therefrom
5. Vitamins and vitamin preparations
6. Weight-control drugs
7. The injectable preparations when oral medication is available for equally effective treatment. Prior authorization is permitted for exceptional reasons.
8. Prior authorization is required for high-cost ataractics (e.g. Thorazine) when barbiturates are not indicated.

## B. Formulary: None

## C. Prescribing or Dispensing Limitations:

1. Terminology: Every prescription written by the physician must carry specific directions for the patient. None are to be indicated "as directed" only.
2. Quantity of Medication: On non-maintenance drugs, up to a 30-day supply. On maintenance drugs, up to a 90-day supply.
3. Refills: On maintenance drugs only, up to an additional 3 months, which must be ordered by the physician.
4. Dollar Limits: Prescriptions priced over \$10 must have written authorization from the Department.



- D. Prescription Charge Formula: Red Book average wholesalers' price, plus a professional fee of \$1.75, but in no case should the charge to the State be higher than the charge made to the general public (i.e. prescriptions must be priced the lower of the prices of the cost plus fee schedule and the usual and customary charge to the general public for the same prescription).

V. Miscellaneous:

No medication is to be dispensed by a physician to a welfare patient with expectation of payment from the State. The privilege to dispense in remote areas may be applied for.

For every drug there shall be a written prescription signed by a physician.

All prescriptions must be dispensed to the patient within 30 days of date prescribed.

## MAINE

## MEDICAL ASSISTANCE DRUG PROGRAM UNDER TITLE XIX

Officials, Consultants and Committees

## 1. Department of Health and Welfare Officials:

|  |   |
|--|---|
| Dean Fisher, M.D.<br>Commissioner  | Department of Health & Welfare<br>State House<br>Augusta, Maine 04330 |
| Robert O. Wyllie, Director<br>Bureau of Social Welfare                     | " "   |
| Edgar J. Merrill, Director<br>Division of Child and<br>Family Services     | " "   |
| John Fickett<br>Medical Assistance Administrator<br>Bureau of Medical Care | " "   |

## 2. Department of Health and Welfare Consultants:

## Physicians:

Brinton T. Darlington, M.D.  
Margaret Simpson, M.D.  
Marguerite C. Dunham, M.D.  
Richard Dennis, M.D.  
John Denison, M.D.

## Pharmacist:

|                 |   |
|-----------------|---|
| Edward L. Allen | Department of Health & Welfare<br>State House<br>Augusta, Maine 04330 |
|-----------------|---|

## 3. Medical Advisory Committee:

|  |  |
|--|--|
| Roswell Bates, D.O.<br><u>Chairman</u><br>348 Maple Street<br>Bangor 04401 | Asa Adams, M.D.<br><u>Vice-Chairman</u><br>68 Main Street<br>Orono 04473 |
|--|--|

## Medical Advisory Committee (continued):

Rodrigue Albert, M.D.  
77 Main Street  
Fort Kent 04743

James C. Bates, M.D.  
26 Washington Street  
Eastport 04631

Robinson Bidwell, M.D.  
31 Bramhall Street  
Portland 04102

James H. Bonney, M.D.  
229 Vaughan Street  
Portland 04102

George W. Bostwick, M.D.  
P.O. Box 288  
Newcastle 04553

Alan M. Bridges  
Maine Health Facilities  
Planning Council  
11 Longwood Avenue  
Augusta 04330

Paul A. Brinkman, M.D.  
Farmington 04938

Milan Chapin, M.D.  
237 Turner Street  
Auburn 04210

Manu Chatterjee, M.D.  
295 Water Street  
Augusta 04330

Dexter J. Clough II, M.D.  
224 State Street  
Bangor 04401

H. Douglas Collins, M.D.  
Caribou Clinic  
Caribou 04736

Carleton F. Davis  
Administrator  
Webber Hospital  
Biddeford 04005

Lloyd Davies, M.D.  
78 Main Street  
Fryeburg 04037

Brinton T. Darlington, M.D.  
89 Hospital Street  
Augusta 04330

Richard J. Goduti, M.D.  
9 Deering Street  
Portland 04101

Gilbert Grimes, M.D.  
185 Webster Street  
Lewiston 04240

Alonzo H. Garcelon, D.D.S.  
133 State Street  
Augusta 04330

Elmo G. Hall  
7 Merrill Road  
Falmouth 04105

Daniel Hanley, M.D.  
P.O. Box 637  
Brunswick 04011

Clement A. Hiebert, M.D.  
Maine Medical Center  
18 Bramhall Street  
Portland 04102

Paul S. Hill, Jr., M.D.  
323 Main Street  
Saco 04072

Fred Howard  
Associated Hospital Service  
of Maine  
517 Forest Avenue  
Portland 04101

## Medical Advisory Committee (continued):

Robert Jordan  
Jordan & Jordan  
482 Congress Street  
Portland 04111

John Lorentz, M.D.  
Chief, Rehabilitation Service  
Maine Medical Center  
Portland 04102

Thomas A. Martin, M.D.  
157 Pine Street  
Portland 04102

Charles D. McEvoy, M.D.  
51 Highland Street  
Bangor 04401

Edward K. Morse, M.D.  
22 White Street  
Rockland 04841

Bouchard Nesin, M.D.  
10 Water Street  
Howland 04449

Edward Newell, D.O.  
17 Field Stone Road  
Brentwood Acres  
Cape Elizabeth 04107

Douglass Pennoyer, M.D.  
112 Vaughan Street  
Portland 04102

Everett A. Orebeton, M.D.  
131 Chadwick Street  
Portland 04102

Paul Pfeiffer, M.D.  
14 Gilman Street  
Waterville 04901

Wilfred Poirier  
Executive Director  
Maine Hospital Association  
83 Western Avenue  
Augusta 04330

Loring G. Pratt, M.D.  
Professional Building  
Waterville 04901

Philip Reiman  
Maine Medical Center  
22 Bramhall Street  
Portland 04102

Carl Richards, M.D.  
34 Winter Street  
Sanford 04073

A. Dewey Richards, M.D.  
11 Gage Street  
Bridgton 04009

Kenneth Robinson  
284 Brunswick Avenue  
Gardiner 04345

Albert P. Royal, M.D.  
82 Main Avenue  
Rumford 04276

Philip Russakoff, O.D.  
93 Water Street  
Skowhegan 04976

Winston G. Stewart, M.D.  
194 Main Street  
Bar Harbor 04609

George Sullivan, M.D.  
Seton Hospital  
Waterville 04901

John Smith, Jr.  
Maine Medical Center  
Portland 04102

Ernest W. Stein, M.D.  
72 Main Street  
Pittsfield 04967

## Medical Advisory Committee (continued):

Vaughan Sturtevant, M.D.  
33 College Avenue  
Waterville 04901

Harry M. Wilson, M.D.  
944 Middle Street  
Bath 04530

Philip P. Thompson, Jr., M.D.  
131 Chadwick Street  
Portland 04102

State Staff:

Dean Fisher, M.D.  
Commissioner  
Dept. of Health & Welfare

Edson Labrack  
Director  
Bureau of Administration

Mary Sullivan  
Director  
Div. of Public Health Nursing

Evans Page  
Div. of Health Facilities

William Carney  
Director  
Div. of Hospital Services

David Davidson, M.D.  
Portland District Office

Robert O. Wyllie  
Director  
Bureau of Social Welfare

Helene Reeves, M.D.  
Lewiston District Office

Helen Provost, M.D.  
Director  
Div. of Child Health

John Kazutow, M.D.  
Machias District Office

Beatrice Chapman  
Information Officer

John E. Fickett  
Bureau of Medical Care

## 4. Executive Officers of State Medical Society and State Pharmaceutical Association:

## A. Medical Society:

Daniel F. Hanley, M.D.  
Executive Director  
Maine Medical Association  
P.O. Box 250  
Brunswick, Maine 04011  
Phone: 207/725-6414

## B. Pharmaceutical Association:

Roy St. Clair  
Executive Secretary  
Maine Pharmaceutical  
Association  
Westgate Shopping Center  
Portland, Maine  
Phone: 207/774-3636



## MARYLAND

## MEDICAL ASSISTANCE DRUG PROGRAM (TITLE XIX)

Title XIX Program Began July 1, 1966

## I. BENEFITS PROVIDED AND GROUPS ELIGIBLE

| Type of Benefit               | Money Payment Recipients |    |      |      | Medically Needy (M N) Category Related |    |      |      |   | Children Under 21 | Other* (SFO) |
|-------------------------------|--------------------------|----|------|------|--|----|------|------|---|-------------------|--------------|
|                               | OAA                      | AB | APTD | AFDC | OAA                                    | AB | APTD | AFDC |   |                   |              |
| Prescribed Drugs              | x                        | x  | x    | x    | x                                      | x  | x    | x    | x | x                 | x            |
| Inpatient Hospital Care       | x                        | x  | x    | x    | x                                      | x  | x    | x    | x | x                 | x            |
| Outpatient Hospital Care      | x                        | x  | x    | x    | x                                      | x  | x    | x    | x | x                 | x            |
| Laboratory & X-ray Service    | x                        | x  | x    | x    | x                                      | x  | x    | x    | x | x                 | x            |
| Skilled Nursing Home Services | x                        | x  | x    | x    | x                                      | x  | x    | x    | x | x                 | x            |
| Physician Services            | x                        | x  | x    | x    | x                                      | x  | x    | x    | x | x                 | x            |
| Dental Services               | x                        | x  | x    | x    | x                                      | x  | x    | x    | x | x                 | x            |

\*SFO - State Funds Only - Federal matching for administrative costs.

## II. EXPENDITURES FOR DRUGS. Payments to Pharmacists by fiscal year ending June 30:

(Dollar Amounts in Thousands)

| CATEGORY    | 1966    | 1967    | 1968             |         | 1969                       |         |
|-------------|---------|---------|------------------|---------|----------------------------|---------|
|             |         |         | Persons Eligible |         | Persons Eligible <u>1/</u> |         |
| OAA         | \$ 482  | \$ 505  | 8,445            | \$ 489  | 8,745                      | \$ 475  |
| MAA         |         |         |                  |         |                            |         |
| AB          | 19      | 18      | 375              | 22      | 376                        | 20      |
| APTD        | 441     | 621     | 14,240           | 935     | 15,433                     | 971     |
| AFDC        |         | 1,015   | 123,170          | 1,489   | 128,864                    | 1,450   |
| MN Aged     |         | 1,749   | 33,584           | 2,417   | 29,689                     | 1,988   |
| MN Blind    |         | 2       | 67               | 5       | 64                         | 4       |
| MN Disabled |         | 122     | 6,302            | 430     | 6,615                      | 497     |
| MN Children |         | 436     | 67,378           | 481     | 49,031                     | 288     |
| GA & Others |         | 1,152   | 43,641           | 1,711   | 38,882                     | 1,134   |
| Total       | \$2,297 | \$5,620 | 297,202          | \$7,979 | 277,699                    | \$6,827 |

1/ Average number per month

NPC

Maryland - 2  
1970

## MARYLAND

## MEDICAL ASSISTANCE DRUG PROGRAM UNDER TITLE XIX

## III. How Administered:

By the State Department of Health and Mental Hygiene. The local Department of Social Services determines eligibility of applicants for assistance. Participating vendor pharmacies send claims direct to the State Health Department.

## IV. Provisions Relating to Prescribed Drugs:

## A. General Exclusions (diseases, drug categories, etc.):

None

## B. Formulary: None

## C. Prescribing or Dispensing Limitations:

1. Terminology: The physician is urged to prescribe by generic name. The pharmacist is requested to dispense the lowest priced product from an approved list. Drug List #1 (February 1970) lists 5 categories of drugs (32 drug products) and approximate wholesale cost.
2. Quantity of Medication: The prescriber may order up to a 90-day supply of medication on an original prescription.
3. Refills:
  - a. Maximum number of refills authorized on a prescription is two.
  - b. Refills may not be dispensed after 90 days of date of original prescription.
  - c. No refills allowed on antibiotics.
4. Dollar Limits: Prior authorization required from local Health Departments when ingredient cost exceeds \$10.



## D. Prescription Charge Formula:

Effective July 1, 1970, the pharmacy is reimbursed wholesale cost plus \$1.75 professional fee per prescription for legend drugs. Payment for non-legend medication ordered by the physician or dentist on the proper form remains cost plus 50% markup or the pharmacy's usual price, whichever is lower. No allowance for labeling or broken packages.

## MARYLAND

## MEDICAL ASSISTANCE DRUG PROGRAM UNDER TITLE XIX

Officials, Consultants and Committees

## A. Health Officials, Consultants and Committees:

## 1. Health Department Officials:

|  |   |
|--|---|
| Neil Solomon, M.D., Ph.D.<br>Secretary of Health<br>and Mental Hygiene | Maryland State Dept. of Health<br>State Office Building<br>301 West Preston Street<br>Baltimore, Maryland 21201 |
| Edward Davens, M.D.<br>Acting Commissioner                             | " "   |
| John W. Morris, Chief<br>Division of Medical Services                  | " "   |
| Harry Bass, Pharmacist<br>Division of Medical Services                 | " "   |
| J. C. Eshelman, Head<br>Physicians Program                             | " "   |

## 2. Medical Assistance Advisory Committee:

|   |   |
|---|---|
| Elsie Bumbry (Mrs.)<br>2901 Grantley Road<br>Baltimore 21215  | Robert E. Farber, M.D.<br>Commissioner<br>Baltimore City Health Dept.<br>Baltimore and South Streets<br>Baltimore 21202       |
| John T. Chissell, M.D.<br>1038 Edmondson Avenue<br>Baltimore 21223                                    | Robert W. Gibson, M.D.<br>Medical Director<br>Sheppard & Enoch Pratt Hospital<br>6501 North Charles Street<br>Baltimore 21212 |
| James P. Cragg, Jr.<br>Irvington Pharmacy<br>1126 Harwall Road<br>Baltimore 21207                     | Walter Granruth, Jr., D.D.S.<br>7215 York Road<br>Baltimore 21204   |
| Reginald H. Dabney, President<br>Maryland Hospital Service, Inc.<br>7800 York Road<br>Baltimore 21203 | Raymond L. Gray, D.D.S.<br>1821 Pennsylvania Avenue<br>Baltimore 21217  |

## Medical Assistance Advisory Committee (continued):

Maurice Harmon, Director  
Baltimore City Department of  
Social Services  
1500 Greenmount Avenue  
Baltimore 21202

Raleigh C. Hobson, Director  
State Dept. of Social Services  
1315 St. Paul Street  
Baltimore 21202

Richard Hollander, M.D.  
9801 Georgia Avenue  
Silver Spring 20902

Denwood Kelly, President  
Maryland Medical Service, Inc.  
7800 York Road  
Baltimore 21203

William J. Kinnard, Jr., Ph.D.  
Dean, School of Pharmacy  
University of Maryland  
636 West Lombard Street  
Baltimore 21202

Mrs. Mary Klein, R.N.  
Nursing Director  
Ivy Hall, Inc.  
19 Harrison Avenue  
Middle River 21220

Bernard B. Lachman  
Lachman's Pharmacy  
5024 Park Heights Avenue  
Baltimore 21215

Emerson C. Walden, M.D.  
4200 Edmondson Avenue  
Baltimore 21229

Benjamin D. White, M.D.  
Director  
Bureau of Preventive  
Medical Services  
State Dept. of Health  
301 West Preston Street  
Baltimore 21201

Roger C. Lipitz  
House in the Pines - Belvedere  
2525 West Belvedere Avenue  
Baltimore 21215

Miss Patricia Lusk, R.N.  
Assistant Director  
Bureau of Public Health Nursing  
Prince George's County Health  
Department  
Hospital Road  
Cheverly 20785

Edward Davens, M.D.  
Acting Commissioner  
State Department of Health  
301 West Preston Street  
Baltimore 21201

Harry W. Penn, Jr.  
Administrator  
Prince George's General Hospital  
Cheverly 20784

Mrs. Vivian Pendleton, R.N.  
Baltimore City Health Department  
Western Health District  
700 West Lombard Street  
Baltimore 21201

J. Emmett Queen, M.D.  
Director of Medical Education  
Bon Secours Hospital  
2025 West Fayette Street  
Baltimore 21223

William L. Stewart, M.D., Head  
Division of Family Medicine  
Adult Evaluation Clinic  
Univ. of Maryland Hospital  
Lombard and Greene Streets  
Baltimore 21201

Alice B. Tobler, M.D., Director  
Mental Health Planning  
State Dept. of Mental Hygiene  
301 West Preston Street  
Baltimore 21201

Medical Assistance Advisory Committee (continued):

Henry J. White, Administrator  
Provident Hospital  
1514 Division Street  
Baltimore 21217

Miriam Gresser Jennings (Miss)  
1322 Hillman Street  
Baltimore 21202

Mary Agnes Crump (Mrs.)  
1700 Edmondson Avenue  
Catonsville 21228

Margaret McCarty (Mrs.)  
1631 Gough Street  
Baltimore 21231

Charles E. Parker  
1100 Madison Street  
Annapolis 21403

Charlotte Minton (Mrs.)  
(Chairman, Baltimore Welfare  
Rights Organization)  
1117 Tennent Way  
Baltimore 21224

B. Welfare Department Officials:

Raleigh C. Hobson  
Director

State Dept. of Social Services  
1315 St. Paul Street  
Baltimore, Maryland 21202

James A. Vidmar  
Deputy Director

" "

Wilbert L. Walker, Chief  
Division of Adult Services  
and Medical Care

" "

Robert L. Hayden, Specialist  
Adult and Medical Care

" "

Dr. Wm. J. Marek, Consultant  
Nursing Home Program

Maryland State Dept. of Health  
State Office Building

C. Executive Officers of State Medical Society and State  
Pharmaceutical Association:

1. Medical Society:

John Sargeant  
Executive Secretary  
Medical and Chirurgical  
Faculty of Maryland  
1211 Cathedral Street  
Baltimore, Maryland 21201  
Phone: 301/539-0872

2. Pharmaceutical Association:

Nathan I. Gruz  
Executive Secretary  
Maryland Pharmaceutical  
Association  
650 West Lombard Street  
Baltimore, Maryland 21201  
Phone: 301/727-0746

MASSACHUSETTS

MEDICAL ASSISTANCE DRUG PROGRAM (TITLE XIX)

Title XIX Program Began September 1, 1966

I. BENEFITS PROVIDED AND GROUPS ELIGIBLE

| Type of Benefit               | Money Payment Recipients |    |      |      | Medically Needy (M N) |    |      |      |          |        |
|-------------------------------|--------------------------|----|------|------|-----------------------|----|------|------|----------|--------|
|                               |                          |    |      |      | Category Related      |    |      |      | Children | Other* |
|                               | OAA                      | AB | APTD | AFDC | OAA                   | AB | APTD | AFDC | Under 21 | (SFO)  |
| Prescribed Drugs              | x                        | x  | x    | x    | x                     | x  | x    | x    | x        | x      |
| Inpatient Hospital Care       | x                        | x  | x    | x    | x                     | x  | x    | x    | x        | x      |
| Outpatient Hospital Care      | x                        | x  | x    | x    | x                     | x  | x    | x    | x        | x      |
| Laboratory & X-ray Service    | x                        | x  | x    | x    | x                     | x  | x    | x    | x        | x      |
| Skilled Nursing Home Services | x                        | x  | x    | x    | x                     | x  | x    | x    | x        | x      |
| Physician Services            | x                        | x  | x    | x    | x                     | x  | x    | x    | x        | x      |
| Dental Services               | x                        | x  | x    | x    | x                     | x  | x    | x    | x        | x      |

Other Benefits: Blood; special duty nurses; ambulance and other medically necessary transportation; appliances; prosthetics; preventive, consultation and diagnostic services.

\*SFO - State Funds Only - Federal matching for administrative costs.

II. EXPENDITURES FOR DRUGS. Payments to Pharmacists by fiscal year ending June 30:

| CATEGORY | (Amounts in Thousands) |          |          |          |          |
|----------|------------------------|----------|----------|----------|----------|
|          | 1965                   | 1966     | 1967     | 1968     | 1969     |
| OAA      | \$3,646                | \$ 3,677 | \$       | \$       | \$       |
| MAA      | 3,639                  | 4,184    |          |          |          |
| AB       | 21*                    | 22       |          |          |          |
| APTD     | 1,265                  | 1,441    |          |          |          |
| AFDC     | 1,147                  | 1,310    |          |          |          |
| Total    | \$9,718                | \$10,634 | \$12,212 | \$18,942 | \$20,084 |

## MASSACHUSETTS

## MEDICAL ASSISTANCE DRUG PROGRAM UNDER TITLE XIX

## III. How Administered:

Administered by the State Department of Public Welfare through 7 State regional offices. Welfare services are rendered locally through Welfare Service Offices with the exception of services to the blind, which are administered by the Commission for the Blind without local offices.

## IV. Provision Relating to Prescribed Drugs:

A. General Exclusions (diseases, drug categories, etc.):  
None

B. Formulary: None

C. Prescribing or Dispensing Limitations:

L. Terminology: None

2. Quantity of Medication: Not more than a 90-day supply may be prescribed.

3. Refills: Prescription may be refilled, as long as total authorization does not exceed a 90-day supply from time of original prescription.

4. Dollar Limits: None

D. Prescription Charge Formula:

1. Legend Drugs: At cost\*plus \$1.80 dispensing fee.

2. Non-Legend Drugs: Customary shelf price not to exceed usual and customary charge to the general public.

## V. Miscellaneous Remarks:

The State administration is planning a mechanized system of bill and assistance payments including a formulary for drugs. At press time target date for initial machine implementation was undetermined.

---

\* Average Red or Blue Book wholesale price

## Miscellaneous Remarks (continued):

For AB drugs, supplier bills State Commission for the Blind directly, which pays vendor pharmacy through intermediary.

Nursing home prescriptions are handled in the same way as other prescriptions - through local pharmacies.

## MASSACHUSETTS

## MEDICAL ASSISTANCE DRUG PROGRAM UNDER TITLE XIX

Officials, Consultants and Committees

## A. Welfare Department Officials, Consultants and Committees:

## 1. Welfare Department Officials:

|   |  |
|---|--|
| Steven A. Minter<br>Commissioner  | Department of Public Welfare<br>600 Washington Street<br>Boston, Massachusetts 02111 |
| Robert P. Curran<br>Deputy Commissioner                                     | " "  |
| James J. Callahan, Jr., Ph.D.<br>Assistant Commissioner<br>Medical Services | " "  |
| Jack Guveyan, Director<br>Medical Assistance Program                        | " "  |
| Vincent Esposito<br>Assistant Director<br>Medical Assistance Program        | " "  |
| Sarah A. Parker, Chief Medical<br>Assistance Program Coordinator            | " "  |
| John P. Riordan, Executive<br>Assistant to the Commissioner                 | " "  |
| John R. McGaughey<br>Assistant Commissioner<br>Social Services              | " "  |
| James B. Carson<br>Assistant Commissioner<br>Field Services                 | " "  |
| Joseph W. Chamberlain<br>Assistant Commissioner<br>Research and Planning    | " "  |
| James J. Colarusso<br>Assistant Commissioner<br>Administration              | " "  |



## 2. Welfare Department Consultants:

|   |  |
|---|--|
| James P. Connelly<br>Consultant in Pharmacy | Department of Public Welfare<br>600 Washington Street<br>Boston, Massachusetts 02111 |
|---|--|

|  |     |
|--|-----|
| Richard Vallon, D.S.C.<br>Consultant in Podiatry | " " |
|--|-----|

|  |     |
|--|-----|
| Arthur C. Vurgaropoulos, D.M.D.<br>Chief Dental Consultant | " " |
|--|-----|

|   |     |
|---|-----|
| Chester Dexter, M.D.<br>Consultant in Surgery | " " |
|---|-----|

|  |     |
|--|-----|
| Herbert I. Margolis, D.M.D.<br>Consultant in Orthodontia | " " |
|--|-----|

|   |     |
|---|-----|
| Herbert P. Minkel, M.D.<br>Chief Consultant in Medicine | " " |
|---|-----|

|   |     |
|---|-----|
| William B. Emmons, O.D.<br>Consultant in Eye Care | " " |
|---|-----|

## 3. State Welfare Department Advisory Committees:

## a. Medical Assistance Advisory Council:

Consists of Commissioner of Public Health, Mental Health, of the Blind, Chairman of Consumers' Council, Commissioner of Rehabilitation Commission, and 14 persons appointed by the Governor. Appointees shall include one representative of each of the following professions and groups: nursing homes, hospitals, social work, industry and organized labor.

## b. State Advisory Board:

Consists of 15 members 5 of whom shall be members of college or university faculties and shall include a public administration specialist, a regional planning specialist, a community organization specialist, a social worker, and an economist.

## B. Commission for the Blind Officials:

|   |   |   |
|---|---|---|
| John F. Mungovan<br>Commissioner                      |   | Commission for the Blind<br>30 Boylston Street<br>Boston, Massachusetts 02116 |
| George T. Curtin, Director<br>Medical Assistance Unit | " | "   |
| John A. McGowan, M.D.<br>Medical Consultant           | " | "   |
| Christine McLaughlin<br>Medical Social Worker         | " | "   |
| James A. Connelly, Ph.G                               | " | "   |

C. Executive Officers of State Medical Society and State  
Pharmaceutical Association:

## 1. Medical Society:

Thomas W. Gephart, M.D., Secretary  
Massachusetts Medical Society  
22 The Fenway  
Boston, Massachusetts 02215  
Phone: 517/KE 6-8812

## 2. Pharmaceutical Association:

Leonard L. Permut  
Executive Secretary  
Massachusetts State Pharmaceutical  
Association  
8 Beacon Street  
Boston, Massachusetts 02108  
Phone: 517/232-4511

MICHIGAN

MEDICAL ASSISTANCE DRUG PROGRAM (TITLE XIX)

Title XIX Program Began October 1, 1966

I. BENEFITS PROVIDED AND GROUPS ELIGIBLE

| Type of Benefit               | Money Payment Recipients |    |      |      | Medically Needy (M N) |                 |                 |                 |                   |              |   |
|-------------------------------|--------------------------|----|------|------|-----------------------|-----------------|-----------------|-----------------|-------------------|--------------|---|
|                               | OAA                      | AB | APTD | AFDC | Category Related      |                 |                 |                 | Children Under 21 | Other* (SFO) |   |
| Prescribed Drugs              | x                        | x  | x    | x    |                       |                 |                 |                 |                   |              |   |
| Inpatient Hospital Care       | x                        | x  | x    | x    | x                     | x               | x               | x               | x                 | x            | x |
| Outpatient Hospital Care      | x                        | x  | x    | x    | x                     | x               | x               | x               | x                 | x            | x |
| Laboratory & X-ray Service    | x                        | x  | x    | x    | x                     | x               | x               | x               | x                 | x            | x |
| Skilled Nursing Home Services | x                        | x  | x    | x    | x                     | x               | x               | x               | x                 | x            | x |
| Physician Services            | x                        | x  | x    | x    | x <sup>1/</sup>       | x <sup>1/</sup> | x <sup>1/</sup> | x <sup>1/</sup> | x                 | x            | x |
| Dental Services               |                          |    |      |      |                       |                 |                 |                 |                   |              |   |
| Other Benefits:               |                          |    |      |      |                       |                 |                 |                 |                   |              |   |

\*SFO - State Funds Only - Federal matching for administrative costs.

II. EXPENDITURES FOR DRUGS. Payments to Pharmacists by calendar year:

| CATEGORY | (Amounts in Thousands) |      |         |         |                    |
|----------|------------------------|------|---------|---------|--------------------|
|          | 1965                   | 1966 | 1967    | 1968    | 1969 <sup>2/</sup> |
| OAA      |                        |      |         |         |                    |
| MAA      |                        |      |         |         |                    |
| AB       |                        |      |         |         |                    |
| APTD     |                        |      |         |         |                    |
| AFDC     |                        |      |         |         |                    |
| Total    |                        |      | \$4,618 | \$8,363 | \$10,688           |

<sup>1/</sup> Inpatient Hospital or Nursing Home visits only

<sup>2/</sup> For further data see Miscellaneous

MICHIGAN

MEDICAL ASSISTANCE DRUG PROGRAM UNDER TITLE XIX

III. How Administered:

By the State Department of Social Services.

IV. Provisions Relating to Prescribed Drugs:

A. General Exclusions (diseases, drug categories, etc.):

|                      |                           |
|----------------------|---------------------------|
| Simple analgesics    | Simple first-aid supplies |
| Simple laxatives     | Oral antiseptics          |
| Common cold remedies | Dentifrices               |

B. Formulary: None. There are no restrictions on the physician's or other licensed practitioner's prerogative to prescribe. (Medical necessity must be evident.)

C. Prescription Charge Formula:

Acquisition cost plus professional fee of \$2 but not to exceed charges in the private sector.

V. Miscellaneous Remarks:

Six months' data for pharmaceutical services in 1969:

|                                |         |
|--------------------------------|---------|
| Persons eligible               | 170,180 |
| Average expenditure per person | \$32.09 |

For calendar year 1969:

|                            |           |
|----------------------------|-----------|
| Total prescriptions        | 2,937,986 |
| Average prescription price | \$3.64    |

MICHIGAN

MEDICAL ASSISTANCE DRUG PROGRAM UNDER TITLE XIX

Welfare Officials, Consultants and Committees

1. Social Services Department Officials:

|   |  |
|---|--|
| R. Bernard Houston<br>Director                                      | State Dept. of Social Services<br>Lewis Cass Building<br>Lansing, Michigan 48913 |
| Russell Hendrick, Admin. Asst. for<br>Legislative Liaison           | "  |
| J. K. Altland, M.D., Director<br>Office of Medical Services         | "  |
| C. P. Anderson, M.D., Asst. Med. Dir.<br>Office of Medical Services | "  |
| James L. Hall, R.Ph., Asst. Director<br>Office of Medical Services  | "  |
| Wm. Roosenberg, M.D.<br>Medical Consultant                          | "  |
| John Collins, D.D.S.<br>Dental Consultant                           | "  |

2. Social Services Department Consultants:

Physicians (Part-time):

|  |                                      |
|--|--------------------------------------|
| Milton Shaw, M.D.                        | 320 Townsend, Lansing                |
| J. L. Sleight, M.D.<br>(Ophthalmologist) | 2909 East Grand River, Lansing       |
| Paul R. Stimson, M.D.<br>(Psychiatrist)  | 119 East Grand River<br>East Lansing |

## 3. State Social Services Department Advisory Committees:

- A. State Medical Advisory Committee: 15 members (8 M.D.'s, 2 D.O.'s, 1 D.D.S., 1 R.N., 1 R.Ph., 2 others) meet at least four times a year on call for advise on medical care policies.

George W. Slagle, M.D.  
Chairman  
203 Capitol Avenue N.E.  
Battle Creek

Myron Wegman, M.D., Dean  
School of Public Health  
University of Michigan  
Ann Arbor

Philip B. Smith, M.D.  
Assistant Director  
Department of Mental Health  
Lansing

Joseph Mash  
315 Fisher Road  
Grosse Pointe

Miss Winifred Fisher, R.N.  
Washtenaw County  
Department of Health  
Ypsilanti

Alfred A. Ferris, D.O.  
41 East Hannum  
Saginaw

H. Ward Fountain, D.D.S.  
435 Whitlamb  
Kalamazoo

Kirk H. Herrick, D.O.  
1222½ Lapeer at 6th Street  
Saginaw

Boyd B. Banwell, O.D.  
Mich. Optometric Assoc., Inc.  
465 Stoddard Building  
Lansing

Max W. Johns  
175 Lynn Drive  
Battle Creek

Harold J. Meier, M.D.  
87 West Pearl Street  
Coldwater

Louis Sesti, R.Ph.  
Michigan National Tower  
Lansing

Robert J. Mason, M.D.  
5801 East Millerway  
Birmingham

Roger B. Nelson, M.D.  
2551 Londonberry Road  
Ann Arbor

Richard W. Pomeroy, M.D.  
775 Collingwood Drive  
East Lansing

Hermann Z. Ziel, M.D.  
812 Blanchette  
East Lansing

B. State Pharmaceutical Advisory Committee:

Louis Sesti, R.Ph.  
Michigan National Tower  
Lansing

William B. Hennessey, R.Ph.  
20803 Brock  
East Detroit

Maurice Q. Bectel, R.Ph.  
1671 W. Sherman Boulevard  
Muskegon

Don F. Gould, R.Ph.  
Gould Drug Company  
Mt. Pleasant

4. Executive Officers of State Medical Society and State  
Pharmaceutical Association:

A. Medical Society:

Hugh W. Brenneman  
Executive Director  
Michigan State Medical Society  
120 West Saginaw (AMA)  
East Lansing, Michigan 48823  
Phone: 517/337-1351

B. Pharmaceutical Association:

Louis Sesti, R.Ph.  
Executive Secretary  
Michigan State Pharmaceutical Association  
1812 Michigan National Tower  
Lansing, Michigan 48933  
Phone: 517/484-1466





MINNESOTA

MEDICAL ASSISTANCE DRUG PROGRAM (TITLE XIX)

Title XIX Program Began January 1, 1966

I. BENEFITS PROVIDED AND GROUPS ELIGIBLE

| Type of Benefit               | Money Payment Recipients |    |      |      | Medically Needy (M N) Category Related |    |      |      |                   | Other* (SFO) |
|-------------------------------|--------------------------|----|------|------|--|----|------|------|-------------------|--------------|
|                               | OAA                      | AB | APTD | AFDC | OAA                                    | AB | APTD | AFDC | Children Under 21 |              |
| Prescribed Drugs              | x                        | x  | x    | x    | x                                      | x  | x    | x    | x                 | x            |
| Inpatient Hospital Care       | x                        | x  | x    | x    | x                                      | x  | x    | x    | x                 | x            |
| Outpatient Hospital Care      | x                        | x  | x    | x    | x                                      | x  | x    | x    | x                 | x            |
| Laboratory & X-ray Service    | x                        | x  | x    | x    | x                                      | x  | x    | x    | x                 | x            |
| Skilled Nursing Home Services | x                        | x  | x    | x    | x                                      | x  | x    | x    | x                 | x            |
| Physician Services            | x                        | x  | x    | x    | x                                      | x  | x    | x    | x                 | x            |
| Dental Services               | x                        | x  | x    | x    | x                                      | x  | x    | x    | x                 | x            |

\*SFO - State Funds Only - Federal matching for administrative costs.

II. EXPENDITURES FOR DRUGS. Payments to Pharmacists by fiscal year ending June 30:

(Dollar Amounts in Thousands)

| CATEGORY    | 1966    | 1967    | 1968                       |                            | 1969                       |                            |
|-------------|---------|---------|----------------------------|----------------------------|----------------------------|----------------------------|
|             |         |         | Persons Eligible <u>1/</u> | Persons Eligible <u>2/</u> | Persons Eligible <u>2/</u> | Persons Eligible <u>2/</u> |
| OAA         | \$      | \$2,546 | 14,951                     | \$                         | 19,227                     | \$2,270                    |
| MAA         |         |         |                            |                            |                            |                            |
| AB          |         | 71      | 462                        |                            | 529                        | 37                         |
| APTD        |         | 634     | 5,416                      |                            | 6,268                      | 1,040                      |
| AFDC        |         | 1,016   | 20,738                     |                            | 22,680                     | 1,472                      |
| MN Aged     |         |         |                            |                            |                            |                            |
| MN Blind    |         |         |                            |                            |                            |                            |
| MN Disabled |         |         |                            |                            |                            |                            |
| MN Children |         |         |                            |                            |                            |                            |
| MA          |         | 2,438   | 29,330                     |                            | 29,463                     | 4,555                      |
| Total       | \$6,008 | \$6,705 | 70,897                     | \$8,074                    | 78,167                     | \$9,374 <sup>3/</sup>      |

1/ Totals for May 1968

2/ Based on June 1969

3/ See paragraph VI for Drug Utilization Data (FY 1969)

## MINNESOTA

## MEDICAL ASSISTANCE DRUG PROGRAM UNDER TITLE XIX

## III. How Administered:

By 87 county boards of welfare, units of county government, under the supervision of the State Department of Public Welfare. Vendor pharmacist bills county welfare department which sends checks to pharmacist. Vendor drug program for all categories.

## IV. Provisions Relating to Prescribed Drugs:

## A. General Exclusions (diseases, drug categories, etc.):

None.

Medicine chest items are included in vendor program provided they are ordered by a physician as O.T.C. item. The pharmacist is paid the manufacturer's minimum retail price or the pharmacist's established price, whichever is lower.

## B. Formulary: None.

## C. Prescribing or Dispensing Limitations:

## 1. Terminology: None.

2. Quantity of Medication: Not to exceed 30-day supply except in certain chronic cases for which 100-day supply may be allowed. County welfare department audit evaluates reasonableness of quantity. Local medical advisory committee assists the county department with evaluation.

3. Refills: Prescriptions may be refilled only as indicated by the physician, either by oral authorization or by indicating the number of refills on the original prescription.

4. Dollar Limits: If the drug bill of a recipient exceeds \$15 per month for 3 successive months, the county welfare department makes an evaluation of the drug costs.

## D. Prescription Charge Formula:

The charge for prescription drugs shall be that established by the State Department of Public Welfare prescription pricing schedule or by the pharmacist's own pricing schedule, whichever is lower.

## V. Miscellaneous Remarks:

Drugs represent approximately 10% of the total medical expenditures.

1970

## MINNESOTA

## MEDICAL ASSISTANCE DRUG PROGRAM UNDER TITLE XIX

Welfare Officials, Consultants and Committees

## 1. Welfare Department Officials:

|   |   |
|---|---|
| Morris Hursh<br>Commissioner  | Department of Public Welfare<br>Centennial Office Building<br>St. Paul, Minnesota 55101 |
| Ove M. Wangenstein<br>Assistant Commissioner                            | " "   |
| John W. Poor, Director<br>Public Assistance Division                    | " "   |
| C. G. Chapado, Director<br>Administrative Services Division             | " "   |
| Karl E. Lundeberg, M.D.<br>Medical Director                             | " "   |
| William E. Trow, M.D.<br>Medical Consultant                             | " "   |
| Miland Knapp, M.D.<br>714 Ninth Avenue, South<br>Minneapolis, Minnesota | " "   |
| William D. Nelson, R.Ph.<br>Pharmaceutical Consultant                   | " "   |

## 2. State Welfare Department Advisory Committees:

## A. State-Wide Health Care Advisory Committee Under Title XIX:

|  |  |
|--|--|
| Miss Annie Laurie Baker, Director<br>Division of Social Services<br>Univ. of Minnesota Hospitals<br>Minneapolis 55414  | Dr. David Bloom<br>Academy of Pediatrics<br>5311 - 36th Avenue North<br>Minneapolis 55422              |
| Robert Barr, M.D.<br>Executive Secretary<br>State Department of Health<br>University of Minnesota<br>Minneapolis 55440 | A. D. Brosius<br>Insurance Manager<br>Honeywell, Inc.<br>2701 - 4th Avenue, South<br>Minneapolis 55408 |

NPC

Minnesota - 101  
1970

State-Wide Health Care Advisory Committee Under Title XIX  
(Continued):

Frank Widerski  
Twin City Ford, Local 879  
1134 Sherburne Avenue  
St. Paul 55104

Dr. Robert H. Monahan, Jr.  
Committee on Ophthalmology  
Minnesota State Medical Assoc.  
1573 University Avenue  
St. Paul 55104

John P. Devins  
Minnesota Hospital Assoc.  
Administrator  
Waconia Ridgeview Hospital  
Waconia

Philip Newberg  
Minnesota Nursing Home Assoc.  
Administrator  
Golden Age Nursing Home  
4515 West County Road B  
St. Paul 55113

Dr. John L. Falls  
Minnesota State Medical Assoc.  
Interstate Clinic  
Red Wing

Dr. Mildred Norval, Director  
Crippled Children's Service  
Department of Public Welfare  
St. Paul

Dr. Palmer Goulson  
Minn. Podiatry Assoc., Inc.  
612 Southdale Medical Bldg.  
Minneapolis 55410

Dr. A.B. Rosenfield, Director  
Maternal and Child Care  
State Department of Health  
St. Paul

Miss Margaret Christison, RN  
Minnesota Nurses Association  
2395 University Avenue  
St. Paul 55114

Donald Dee, Secretary  
Minnesota State Pharmaceutical  
Association  
2388 University Avenue  
St. Paul 55114

A. Luther Molberg, Admin.  
Ebenezer Home  
Geriatric Homes  
2545 Portland Avenue  
Minneapolis 55404

Dr. Robert A. Ulstrom  
Associate Dean  
College of Medical Sciences  
University of Minnesota  
Minneapolis 55414

Dr. Lyle Brecht  
Minnesota State Dental Assoc.  
812 Medical Arts Building  
Minneapolis 55402

Dr. David Vail, Director  
Division of Medical Services  
Dept. of Public Welfare  
St. Paul

J.P. Koleski, Supervisor  
Life, Accident and  
Sickness Division  
State Of Minnesota Insurance  
Division  
St. Paul

Dr. Wyllis Akre  
Minnesota Optometric Assoc.  
118 North Minnesota  
New Elm

Dr. Robert H. Zettel  
Minn. State Osteopathic Assoc.  
428 Kresge Building  
Minneapolis 55402

Dr. Owel W. Wallin  
Minnesota Chiropractic Assoc.  
678 East 7th Street  
St. Paul 55106

## B. Other Advisory Committees:

These committees meet once or twice a year - advise on policies and fees.

## (1) Physicians:

## State Medical Advisory Committee:

H. J. Anderson, M.D. - Austin  
H. Carryer, M.D. - Rochester  
O. M. Heilberg, M.D. - Worthington  
K. E. Johnson, M.D. - Duluth  
E. W. Lippmann, M.D. - Hutchinson  
J. P. Medelman - St. Paul  
H. E. Miller, M.D. - Minneapolis  
C. W. Moberg, M.D. - Detroit Lakes  
B. Schiele, M.D. - Minneapolis  
H. E. Sisk, M.D. - St. Cloud  
W. E. Peterson, M.D. - Willmar

## (2) Pharmacists:

## Pharmacy Advisory Committee:

Victor Bacon - Excelsior  
Russell A. Boogren, Jr. - St. Paul  
Marcel Hersman - Minneapolis  
John S. Harms - Watertown  
Richard D. Laska, Jr. - St. Paul  
L. P. Wagner - Buffalo  
Myron Zoss - Minneapolis

## 3. Executive Officers of State Medical Society and State Pharmaceutical Association:

## A. Medical Society:

Harold W. Brunn, Executive Secretary  
Minnesota State Medical Association  
375 Jackson Street  
St. Paul, Minnesota 55101  
Phone: (612) 222-6366

## B. Pharmaceutical Association:

Donald A. Dee, Executive Secretary  
Minnesota State Pharmaceutical Association  
2388 University Avenue  
St. Paul, Minnesota 55114  
Phone: (612) 646-4088

MISSISSIPPI

MEDICAL ASSISTANCE DRUG PROGRAM (TITLE XIX)

Title XIX Program Began January 1, 1970

I. BENEFITS PROVIDED AND GROUPS ELIGIBLE

| Type of Benefit               | Money Payment Recipients    |    |      |      | Medically Needy (M-N) Category Related |    |      |      | Children Under 21 | Other* (SFO) |
|-------------------------------|-----------------------------|----|------|------|--|----|------|------|-------------------|--------------|
|                               | OAA                         | AB | APTD | AFDC | OAA                                    | AB | APTD | AFDC |                   |              |
| Prescribed Drugs <u>1/</u>    |                             |    |      |      |  |    |      |      |                   |              |
| Inpatient Hospital Care       | x                           | x  | x    | x    |  |    |      |      |                   |              |
| Outpatient Hospital Care      | x                           | x  | x    | x    |  |    |      |      |                   |              |
| Laboratory & X-ray Service    | x                           | x  | x    | x    |  |    |      |      |                   |              |
| Skilled Nursing Home Services | x                           | x  | x    | x    |  |    |      |      |                   |              |
| Physician Services            | x                           | x  | x    | x    |  |    |      |      |                   |              |
| Dental Services               |                             |    |      |      |  |    |      |      |                   |              |
| Other Benefits:               | Christian Science sanatoria |    |      |      |  |    |      |      |                   |              |

\*SFO - State Funds Only - Federal matching for administrative costs.

II. EXPENDITURES FOR DRUGS. Payments to Pharmacists by fiscal year ending June 30:

| CATEGORY    | (Dollar Amounts in Thousands) |      |      |      |      | Persons Eligible |
|-------------|-------------------------------|------|------|------|------|------------------|
|             | 1965                          | 1966 | 1967 | 1968 | 1969 |                  |
| OAA         |                               |      |      |      |      | 71,000           |
| MAA         |                               |      |      |      |      |                  |
| AB          |                               |      |      |      |      | 2,300            |
| APTD        |                               |      |      |      |      | 23,000           |
| AFDC        |                               |      |      |      |      | 86,000           |
| MN Aged     |                               |      |      |      |      |                  |
| MN Blind    |                               |      |      |      |      |                  |
| MN Disabled |                               |      |      |      |      |                  |
| MN Children |                               |      |      |      |      |                  |
| Total       |                               |      |      |      |      | 182,300          |

1/ The prescription drug program was implemented July 1, 1970

## MISSISSIPPI

## MEDICAL ASSISTANCE DRUG PROGRAM UNDER TITLE XIX

## III. How Administered:

By the Mississippi Medicaid Commission

## IV. Provisions Related to Prescribed Drugs:

## A. General Exclusions (diseases, drug categories, etc.):

1. Amphetamines and obesity control drugs and certain other medical supplies and equipment;
2. Non-legend drugs not on approved list, e.g. vitamins and vitamin combinations. (Note: list includes insulin plus 15 other non-legend drugs.)

## B. Formulary:

Open formulary using National Drug Code.

"All legend drugs are covered, whether included in the formulary or not, with the exception of vitamin combinations, amphetamines and obesity drugs."

"The Pharmacy Formulary does not list all drugs that are covered. The list (approx. 1700 drug dosage forms) appears in the Pharmacy Manual for the purpose of furnishing a code number for the most commonly prescribed drugs to expedite claims processing through automated procedures."

## C. Prescribing or Dispensing Limitations:

1. Terminology: None
2. Quantity of Medication:

Prescription or refill quantities should not exceed a 34-day supply.

## 3. Refills:

Except for insulin, only 2 refills per prescription are allowed.



## Prescribing or Dispensing Limitations (continued):

4. Dollar Limits: None

## D. Prescription Charge Formula:

1. Legend drugs - average wholesale price (Red Book - Blue Book) plus \$1.50 fee. Price based on 100 (or size nearest), 16-ounce, 12's (suppositories) and single tubes (ointments). Those drugs on recommended generic list will be limited to a maximum wholesale price (as shown in the drug list).
2. Non-legend drugs, insulin and birth control pills - average wholesale price plus 50% or the usual and customary retail price, whichever is lower. No professional fee is allowed.
3. Compounded prescriptions are covered if at least one legend drug (in therapeutic amounts) is included in the ingredients.

## V. Miscellaneous Remarks:

The cost of Mississippi's program for the first 6 months was estimated at \$17,192,000, of which the Federal Government would contribute 83 percent, or \$14,269,360. The State estimated that 205,000 persons would be eligible during the first 12 months of the program.

## MISSISSIPPI

## MEDICAL ASSISTANCE DRUG PROGRAM UNDER TITLE XIX

Welfare Officials, Consultants and Committees

## 1. Welfare Department Officials:

|  |   |
|--|---|
| Arthur J. Winstead<br>Commissioner   | Department of Public Welfare<br>Box 4321, Fondren Station<br>- Jackson, Mississippi 39216 |
| Mrs. Nell Reed, Director<br>Medical Services Division                      | " "   |
| Miss Helen Rees, Director<br>Public Assistance Division                    | " "   |
| James H. Dunn, Director<br>Div. of Finance and Accounts                    | " "   |
| Alton B. Cobb, M.D., M.P.H.<br>Director<br>Mississippi Medicaid Commission | 2906 North State Street<br>Jackson, Mississippi 39216                                     |
| William R. Allen, R.Ph.<br>Pharmacist Consultant                           | Box 4321, Fondren Station<br>Jackson, Mississippi 39216                                   |

## 2. Welfare Department Advisory Committees:

## A. Advisory Council - Medicaid:

|   |  |
|---|--|
| Octavius D. Polk, M.D.<br>Meridian  | Hugh B. Cottrell, M.D.<br>Executive Officer<br>Miss. State Board of Health<br>Jackson                            |
| Albert L. Lott, M.D.<br>Brookhaven  |  |
| John H. Webb, Director<br>Division of Vocational<br>Rehabilitation<br>Jackson | W. P. Bobo<br>Administrative Director<br>Crippled Children's Service<br>State Department of Education<br>Jackson |

## Advisory Council - Medicaid (continued):

|   |  |
|---|--|
| Arthur Winstead<br>Commissioner<br>State Department of<br>Public Welfare<br>Jackson | (Designated alternate:<br>Morris J. Priebsch, Chief<br>Administration and Planning<br>State Dept. of Public Welfare<br>Jackson |
| David B. Wilson, M.D.<br>University Medical Center<br>Jackson                       | - Chairman<br><u>Hospital Services Committee</u>   |
| Hal G. Fiser<br>Greenbough Nursing Center<br>Clarksdale                             | - Chairman<br><u>Nursing Home Services<br/>Committee</u>   |
| Joe S. Covington, M.D.<br>Meridian  | - Chairman<br><u>Physicians' Services Committee</u>  |
| Cecil Allred<br>Hazlehurst  | - Chairman<br><u>Committee on Drugs</u>  |

B. Technical Advisory Committees - Medicaid:Physicians' Services -(James L. Royals, M.D., President  
Mississippi State Medical Association)Joe S. Covington, M.D.  
Chairman  
MeridianWilliam J. Carr, Jr., M.D.  
GulfportJames D. Hardy, M.D.  
University Medical Center  
JacksonJ. Leighton Pettis, Jr., M.D.  
TupeloByron A. Mayo, M.D.  
DrewDrugs -(Robert Hudson, President  
Mississippi State Pharmaceutical Association)Cecil Allred, Chairman  
HazlehurstWilliam E. Farlow  
Jackson

Drugs (continued):

Eugene Polk  
Magee

Mrs. Josephine Suber.  
(Secretary of Association)  
University

Dr. Mickey Smith  
University

Hospital Services

(Richard H. Malone, President  
Mississippi Hospital Association)

David B. Wilson, M.D.  
Chairman  
University Medical Center  
Jackson

Robert M. Castle  
Administrator  
Methodist Hospital  
Hattiesburg

James Townsend, Administrator  
East Bolivar County Hospital  
Cleveland

Robert L. Lingle  
Administrator  
Singing River Hospital  
Pascagoula

Claude L. Lollar, Jr.  
Administrator  
Magnolia Hospital  
Corinth

Nursing Home Services -

(Edgar H. Overstreet, President  
Mississippi Nursing Home Association)

Hal G. Fiser, Chairman  
Greenbough Nursing Center  
Clarksdale

James C. Maxey  
Roselawn Retirement Home  
New Albany

Jim C. Barnett, M.D.  
Brook Manor Nursing Center  
Brookhaven

Kenneth C. Shanklin  
President of Care Inns  
Memphis

H. C. Cain  
Azalea Gardens Nursing Center  
Wiggins

Dental Services -

(Marshall M. Fortenberry, D.D.S., President  
Mississippi Dental Association)

Chairman to be named

George Reynolds, D.D.S.  
Jackson

W. F. Hand, D.D.S.  
Jackson

G. A. McCarty, Jr., D.D.S.  
Jackson

Mitchell B. Wells, D.D.S.  
Canton

Richard Tilson, D.D.S.  
Jackson

3. Executive Officers of State Medical Society and State  
Pharmaceutical Association:

A. Medical Society:

Rowland B. Kennedy  
Executive Secretary  
Mississippi State  
Medical Association  
735 Riverside Drive  
Jackson, Mississippi 39202  
Phone: 601/353-6358

B. Pharmaceutical Association:

Josephine Suber (Mrs. W.A.)  
Executive Secretary  
Mississippi Pharmaceutical  
Association  
Box 246  
University, Mississippi 38677  
Phone: 601/234-4780



## MISSOURI

## MEDICAL ASSISTANCE DRUG PROGRAM (TITLE XIX)

Title XIX Program Began October 13, 1967

## I. BENEFITS PROVIDED AND GROUPS ELIGIBLE

| Type of Benefit               | Money Payment Recipients |    |      |      | Medically Needy (M N) |    |      |      |                   |       |
|-------------------------------|--------------------------|----|------|------|-----------------------|----|------|------|-------------------|-------|
|                               | OAA                      | AB | APTD | AFDC | Category Related      |    |      |      | Other*            |       |
|                               |                          |    |      |      | OAA                   | AB | APTD | AFDC | Children Under 21 | (SFO) |
| Prescribed Drugs              | x                        | x  | x    | x    |                       |    |      |      |                   | x     |
| Inpatient Hospital Care       | x                        | x  | x    | x    |                       |    |      |      |                   | x     |
| Outpatient Hospital Care      | x                        | x  | x    | x    |                       |    |      |      |                   | x     |
| Laboratory & X-ray Service    | x                        | x  | x    | x    |                       |    |      |      |                   | x     |
| Skilled Nursing Home Services | x                        | x  | x    | x    |                       |    |      |      |                   | x     |
| Physician Services            | x                        | x  | x    | x    |                       |    |      |      |                   | x     |
| Dental Services               | x                        | x  | x    | x    |                       |    |      |      |                   | x     |
| Other Benefits:               |                          |    |      |      |                       |    |      |      |                   |       |

\*SFO - State Funds Only - Federal matching for administrative costs.

## II. EXPENDITURES FOR DRUGS. Payments to Pharmacists by fiscal year ending June 30:

| CATEGORY       | (Amounts in Thousands) |         |         |                    |         |
|----------------|------------------------|---------|---------|--------------------|---------|
|                | 1965                   | 1966    | 1967    | 1968 <sup>1/</sup> | 1969    |
| OAA            | \$1,373                | \$1,993 | \$2,520 | \$4,588            | \$5,485 |
| MAA            |                        |         |         |                    |         |
| AB             |                        |         |         | 139                | 196     |
| APTD           | 210                    | 324     | 450     | 927                | 1,148   |
| AFDC           |                        |         |         | 2                  | 1,036   |
| General Relief |                        |         |         |                    | 684     |
| Total          | \$1,583                | \$2,317 | \$2,970 | \$5,656            | \$8,549 |

<sup>1/</sup> For calendar year 1968, as Title XIX was not in effect the full fiscal year ending in 1968

## MISSOURI

## MEDICAL ASSISTANCE DRUG PROGRAM UNDER TITLE XIX

## III. How Administered:

Public assistance programs administered by the Division of Welfare of the State Department of Health and Welfare through 115 county welfare offices.

## IV. Provisions Relating to Prescribed Drugs:

- A. General Exclusions (diseases, drug categories, etc.):  
Exclusions governed by Formulary.
- B. Formulary: Formulary lists 201 drugs in 518 dosage forms by generic names and trade names (for identification purposes only) and specified maximum prices allowable. The formulary also has a nine-page cross-reference section listing generic and trade names (for identification purposes only).

State allows payment for only the drugs in the formulary. "Although the formulary is listed generically, only 18 drugs are priced generically."

## C. Prescribing or Dispensing Limitations:

- 1. Terminology: Physician does not have to prescribe by generic name but about 18 of the formulary drugs would be dispensed on a generic basis to comply with the formulary prices, according to information from the state department.
- 2. Quantity of Medication: Physician encouraged to prescribe 30-day supply but may, at his own discretion, prescribe up to a maximum 90-day supply.
- 3. Refills: Two refills allowed.
- 4. Dollar Limits: None

## D. Prescription Charge Formula:

Formulary base price plus \$1.10 professional fee.



## V. Miscellaneous Remarks:

All prescriptions must be filled with drugs that meet USP standards. Participating pharmacies sign a participation agreement with the State Department. All dispensing physicians participating in the program are required to keep prescription files the same as pharmacists.

## MEDICAL ASSISTANCE DRUG PROGRAM UNDER TITLE XIX

Officials, Consultants and Committees

## 1. State Department of Public Health and Welfare Officials:

|   |   |
|---|---|
| Austin Hill<br>Director                                     | State Department of Public<br>Health and Welfare<br>Jefferson City, Mo. 65101 |
| Proctor N. Carter, Director<br>Missouri Division of Welfare | "   |
| Thomas E. Singleton, Chief<br>Bureau of Medical Services    | "   |
| Kenneth W. Luck, R.Ph.                                      | Bureau of Medical Services  |
| Earl Watkins, Jr., R.Ph.                                    | "   |
| Gerald L. Washburn, R.Ph.                                   | "   |
| Roy A. Atwater, D.O.  | "   |
| J. Paul Leslie, M.D.  | "   |

## 2. Department of Public Health and Welfare Advisory Committee:

## Medical Advisory Committee to the State Division of Welfare:

|   |  |
|---|--|
| Senator Albert M. Spradling<br>1838 Broadway<br>Cape Girardeau  | Avery Rowlette, M.D.<br>Woodland Hospital<br>Moberly                               |
| Gilbert H. Kroeger, D.O.<br>Bethany   | John R. Eckrich, Administra<br>tor<br>Lutheran Hospital<br>2639 Miami<br>St. Louis |
| Sist. Mary Isidore Lennon, RSM<br>Administrator<br>St. John's Mercy Hospital<br>315 New Ballas Road<br>St. Louis County | Harold George, D.O.<br>Mt. Vernon Clinic<br>Mt. Vernon                             |
| Stanley Peterson, M.D.<br>1211 South Glenstone<br>Springfield   | Sen. James A. Noland, Jr.<br>RFD #1<br>Osage Beach                                 |

Medical Advisory Committee to the State Division of Welfare  
(continued):

Elmo Kreisler, R.Ph.  
Clinton

Robert Cable, O.D.  
2013 Joplin Avenue  
Joplin

Richard J. Haffner, D.D.S.  
6979 Chippewa  
St. Louis

Lawrence E. Griffin, D.O.  
420 East High Street  
Jefferson City

Rep. Charles H. Dickey, Jr.  
Route 3  
Mexico

L. M. Garner, M.D.  
Acting Director  
State Division of Health  
State Office Building  
Jefferson City

Senator Wm. Baxter Waters  
First National Bank Bldg.  
Liberty 64068

Mary Catherine Rose, M.D.  
Administrator  
McLarney Manor  
116 East Pratt  
Brookfield

Robert Jackson, M.D.  
Professor and Chairman of the  
Department of Pediatrics  
University of Missouri  
Medical Center  
Columbia

Leroy A. Weidle, Jr., R.Ph.  
4500 Olive Street  
St. Louis

Hector W. Benoit, Jr., M.D.  
4620 J.C. Nichols Parkway  
Kansas City

Representative C. M. Bassman  
9th and Gutenberg  
Hermann

Ex Officio Members

E. H. Borman, Executive Secretary  
Missouri Assoc. of Osteopathic Physicians and Surgeons  
325 East McCarty  
Jefferson City

Mrs. Cora D. Cox, Executive Secretary  
Missouri Pharmaceutical Association  
601 Central Trust Building  
Jefferson City

Ex Officio Members (continued):

William Berry, Executive Secretary  
Missouri Association of Licensed Nursing Homes  
238 East High  
Jefferson City

Norman McCann, Assistant Administrator  
Missouri Baptist Hospital  
3015 North Ballas Road  
St. Louis

Ted O. Lloyd, Executive Director  
Missouri Hospital Association  
211 East Capitol, P.O. Box 1044  
Jefferson City

Raymond McIntyre, Executive Secretary  
Missouri State Medical Association  
Medical Arts Building  
515 East High  
Jefferson City

Mrs. Betty Satterfield, Executive Secretary  
Missouri State Dental Association  
103 West High  
Jefferson City

Charles Jones, Administrative Director  
Missouri Optometric Association  
238 East High  
Jefferson City

3. Executive Officers of State Medical Society and State  
Pharmaceutical Association:

A. Medical Society:

Raymond McIntyre  
Executive Secretary  
Missouri State Medical  
Association  
Medical Arts Building  
515 East High Street  
Jefferson City, Mo. 65101  
Phone: 314/636-5151

B. Pharmaceutical Association:

Mrs. Cora D. Cox  
Executive Secretary  
Missouri Pharmaceutical  
Association  
601 Central Trust Building  
Jefferson City, Mo. 65104  
Phone: 314/636-7522

## MONTANA

## MEDICAL ASSISTANCE DRUG PROGRAM (TITLE XIX)

Title XIX Program Began July 1, 1967

## I. BENEFITS PROVIDED AND GROUPS ELIGIBLE

| Type of Benefit               | Money Payment Recipients |    |      |      | Medically Needy (M N) |    |      |      | Other* (SFO) |
|-------------------------------|--------------------------|----|------|------|-----------------------|----|------|------|--------------|
|                               | OAA                      | AB | APTD | AFDC | Category Related OAA  | AB | APTD | AFDC |              |
| Prescribed Drugs              | x                        | x  | x    | x    |                       |    |      |      |              |
| Inpatient Hospital Care       | x                        | x  | x    | x    |                       |    |      |      |              |
| Outpatient Hospital Care      | x                        | x  | x    | x    |                       |    |      |      |              |
| Laboratory & X-ray Service    | x                        | x  | x    | x    |                       |    |      |      |              |
| Skilled Nursing Home Services | x                        | x  | x    | x    |                       |    |      |      |              |
| Physician Services            | x                        | x  | x    | x    |                       |    |      |      |              |
| Dental Services               | x                        | x  | x    | x    |                       |    |      |      |              |

## Other Benefits:

Home health care; private duty nursing; physical therapy; transportation; prostheses (including eyeglasses); clinic.

\*SFO - State Funds Only - Federal matching for administrative costs.

## II. EXPENDITURES FOR DRUGS. Payments to Pharmacists by fiscal year ending June 30:

| CATEGORY                | (Amounts in Thousands) |       |       |       |       |
|-------------------------|------------------------|-------|-------|-------|-------|
|                         | 1965                   | 1966  | 1967  | 1968  | 1969  |
| OAA <sup>1/</sup>       | \$                     | \$ 93 | \$120 | #311  | \$365 |
| MAA                     |                        | 93    | 119   |       |       |
| AB <sup>1/</sup>        |                        |       |       | 8     | 11    |
| APTD <sup>1/</sup>      |                        |       |       | 90    | 135   |
| AFDC <sup>1/</sup>      |                        |       |       | 100   | 166   |
| Total Public Assistance |                        |       | 239   | 509   | 677   |
| General Assistance      | 317                    | 288   | 313   | 248   | 275   |
| Grand Total             | \$317                  | \$474 | \$552 | \$757 | \$952 |

<sup>1/</sup> Categorical assistance recipients are all eligible for Medical Assistance

## MONTANA

## MEDICAL ASSISTANCE DRUG PROGRAM UNDER TITLE XIX

## III. How Administered:

Administered by the County Department of Public Welfare in 56 counties under the supervision of the State Department of Public Welfare

## IV. Provisions relating to prescribed drugs:

A. General exclusions (diseases, drug categories, etc.):  
None, provided the drug is prescribed by a licensed practitioner (M.D., D.O. or D.D.S.)

B. Formulary: None

C. Prescribing or dispensing limitations:

1. Quantity of medication: 30 days' supply.

2. Refills: No refills or renewals. There are some chronic illnesses where an exception to this rule may be reached between the pharmacist, physician and caseworker.

3. Dollar limits: \$15.00 per recipient per month

D. Prescription charge formula: Drugs will be paid at the usual retail rate.

## V. Miscellaneous Remarks:

Pharmacists are asked to enter a two-digit numeric code number on the prescription claim to designate the name of the drug manufacturer of the drug dispensed.

For 21,000 recipients it is estimated the Medical Assistance Program will spend approximately \$9 million per year in the 69-70 biennium.

## MONTANA

## MEDICAL ASSISTANCE DRUG PROGRAM UNDER TITLE XIX

Officials, Consultants and Committees

## 1. Welfare Department Officials:

|                                    |  |
|------------------------------------|--|
| Theodore Carkulis<br>Administrator | State Dept. of Public Welfare<br>P. O. Box 1723<br>Helena, Montana 59601 |
|------------------------------------|--|

|   |   |
|---|---|
| John Coey, Jr., Director<br>Division of Public Assistance | " |
|---|---|

|   |   |
|---|---|
| Jack R. Carlson, Director<br>Division of Medical Assistance | " |
|---|---|

|   |   |
|---|---|
| Thomas L. Connors, Director<br>Division of Auditing and Finance | " |
|---|---|

|  |   |   |
|--|---|---|
| E. C. Maronick, M.D., Medical Consultant | " | " |
| R. C. Whitesitt, M.D.                    | " | " |
| R. M. Morgan, M.D.<br>(Ophthalmology)    | " | " |

|  |  |
|--|--|
| Robert O. Betzner, D.D.S.<br>Dental Consultant |  |
|--|--|

|  |  |
|--|--|
| A. T. Rasmussen, O.D.<br>Optometric Consultant |  |
|--|--|

## 2. Medical Assistance Advisory Council:

|                              |  |
|------------------------------|--|
| Theodore Carkulis (Chairman) |  |
|------------------------------|--|

|  |  |
|--|--|
| <u>Montana Medical Association</u><br>Allan L. Goulding, M.D.<br>P.O. Box 2555<br>Billings |  |
|--|--|

|   |  |
|---|--|
| <u>Montana Dental Association</u><br>Robert O. Betzner, D.D.S.<br>Power Block<br>Helena |  |
|---|--|

|  |  |
|--|--|
| M. D. Laine, Jr., D.D.S.<br>(Alternate)<br>1223 So. Higgins Ave.<br>Missoula |  |
|--|--|

|  |  |
|--|--|
| <u>Consumer Interests</u><br>Chet Mahugh<br>245 Fifth Avenue East<br>Kalispell |  |
|--|--|

## Medical Assistance Advisory Council (continued):

Montana Pharmaceutical  
Association

Ludwig D. Polich  
Box 1068  
Missoula

Roderic Gudgel (Alternate)  
Box 908  
Helena

Montana Optometry Association

Dr. Alverne S. Kautz  
The Mall - 1212 Grand Avenue  
Billings

Montana Nursing Home Association

A. C. Bromgard  
St. John's Lutheran Nursing Home  
3940 Rimrock Road  
Billings

Montana Association of  
County Commissioners

Edward Shubat  
Cascade County Courthouse  
Great Falls

Montana Hospital Association

Sister Macrina  
St. John's Hospital  
25 South Ewing  
Helena

William E. Leary (Alternate)  
1330 - 9th Avenue  
Helena

Montana Nurses' Association

Mrs. Jacqueline McKnight, R.N.  
Medical Facilities Certification  
1409 Helena Avenue  
Helena

Mrs. Mary D. Munger, R.N.  
(Alternate)  
Executive Director  
Wheat Building - Suite 326  
Helena

3. Executive Officers of State Medical Society and State  
Pharmaceutical Association:

## A. Medical Society:

L. R. Hegland  
Executive Secretary  
Montana Medical Association  
1236 North 28th Street  
P.O. Box 1692  
Billings, Montana 59103  
Phone: 406/259-2585

## B. Pharmaceutical Association:

Roderic Gudgel  
Executive Secretary  
Montana State  
Pharmaceutical Assoc.  
P.O. Box 908  
Helena, Montana 59601  
Phone: 406/442-1432



NEBRASKA

MEDICAL ASSISTANCE DRUG PROGRAM (TITLE XIX)

Title XIX Program Began July 1, 1966

I. BENEFITS PROVIDED AND GROUPS ELIGIBLE

| Type of Benefit               | Money Payment Recipients |    |      |      | Medically Needy (M-N) Category Related Children Other* |    |      |      |          |       |
|-------------------------------|--------------------------|----|------|------|--|----|------|------|----------|-------|
|                               | OAA                      | AB | APTD | AFDC | OAA  | AB | APTD | AFDC | Under 21 | (SFO) |
| Prescribed Drugs              | x                        | x  | x    | x    | x  | x  | x    | x    |          |       |
| Inpatient Hospital Care       | x                        | x  | x    | x    | x  | x  | x    | x    |          |       |
| Outpatient Hospital Care      | x                        | x  | x    | x    | x  | x  | x    | x    |          |       |
| Laboratory & X-ray Service    | x                        | x  | x    | x    | x  | x  | x    | x    |          |       |
| Skilled Nursing Home Services | x                        | x  | x    | x    | x  | x  | x    | x    |          |       |
| Physician Services            | x                        | x  | x    | x    | x  | x  | x    | x    |          |       |
| Dental Services               | x                        | x  | x    | x    | x  | x  | x    | x    |          |       |

\*SFO - State Funds Only - Federal matching for administrative costs.

II. EXPENDITURES FOR DRUGS. Payments to Pharmacists by fiscal year ending June 30:

(Dollar Amounts in Thousands)

| CATEGORY | 1966   | 1967    | 1968             |           | 1969             |           |
|----------|--------|---------|------------------|-----------|------------------|-----------|
|          |        |         | Persons Eligible | <u>1/</u> | Persons Eligible | <u>1/</u> |
| OAA      | \$ 828 | \$1,356 |                  |           | \$               | \$        |
| MAA      | 291    | 79      |                  |           |                  |           |
| AB       | 44     | 49      |                  |           |                  |           |
| APTD     | 286    | 414     |                  |           |                  |           |
| AFDC     | 126    | 199     |                  |           |                  |           |

MN Aged  
MN Blind  
MN Disabled  
MN Children

GA & Others

|       |         |         |        |                       |        |         |
|-------|---------|---------|--------|-----------------------|--------|---------|
| Total | \$1,575 | \$2,097 | 17,639 | \$2,403 <sup>2/</sup> | 20,661 | \$2,905 |
|-------|---------|---------|--------|-----------------------|--------|---------|

<sup>1/</sup> Average number per month of persons who received any medical care, including drugs

<sup>2/</sup> Expenditure data by category not available after June 30, 1967

## NEBRASKA

## MEDICAL ASSISTANCE DRUG PROGRAM UNDER TITLE XIX -

## III. How Administered:

By the county Division of Public Welfare, a unit of county government, in the 93 counties under the supervision of the State Department of Public Welfare.

## IV. Provisions Relating to Prescribed Drugs:

- A. General Exclusions (diseases, drug categories, etc.):  
Experimental drugs and liquors
- B. Formulary: The "Drug Prescription Policy" implemented August 1, 1968 initiated the use of an "Official Drug Guide" which lends itself to computer controls over drug charges and serves as a reference for identification numbers.

The Official Drug Guide includes both legend drugs and OTC drugs most frequently prescribed.

The identification code number for each drug consists of four numeric digits followed by one alpha digit. The identification code number is based on the pharmacology on the drug.

## C. Prescribing or Dispensing Limitations:

- 1. Terminology: None
- 2. Quantity of Medication: None, but county department and the State Medical Consultant and Pharmaceutical Consultant may review when indicated.
- 3. Refills: As authorized by the prescribing physician.
- 4. Dollar Limits: None

## D. Prescription Charge Formula:

For legend drugs: Wholesale cost for the quantity dispensed, plus a professional fee of \$1.75.

For non-legend drugs: Wholesale cost plus 50% mark-up.

## V. Miscellaneous Remarks:

Approximately 45,000 persons in 1966-67; 43,841 in 1967-68; and 47,279 in 1968-69 were served by this program.

## NEBRASKA

## MEDICAL ASSISTANCE DRUG PROGRAM UNDER TITLE XIX

Welfare Officials, Consultants and Committees

## 1. Welfare Department Officials:

|   |   |
|---|---|
| Robert D. McManus<br>Director                     | Department of Public Welfare<br>1526 K Street, 4th Floor<br>Lincoln, Nebraska 68508 |
| J. G. Lemonds, Chief<br>Medical Services Division | " "   |
| Samuel F. Moessner, M.D.<br>Medical Consultant    | " "   |
| Donald Matthews, M.D.<br>Medical Consultant       | " "   |
| Tom R. Dolan, R.Ph.<br>Pharmaceutical Consultant  | " "   |
| Harold P. Hellweg, D.D.S.<br>Dental Consultant    | " "   |

## 2. State Welfare Department Medical Care Advisory Committee:

(Term of office expiration date is indicated in parentheses.)

Major Vendor Groups:

|   |   |
|---|---|
| Claude H. Organ, Jr., M.D.  | 912 Medical Arts Building<br>Omaha 68102<br>(7/1/71)                    |
| Helen Becker (Miss)<br>Health Education Specialist<br>University of Nebraska<br>Extension Service | 201 Home Economics Building<br>East Campus<br>Lincoln 68503<br>(7/1/70) |
| Emil Beyer<br>Lutheran Old Peoples' Home  | 520 South 26th Street<br>Omaha 68105<br>(7/1/70)                        |
| Leo P. Bolin, Director<br>Executive Vice-President<br>Nebraska Blue Cross-Blue Shield             | P.O. Box 3248, Main Post Office<br>Omaha 68103<br>(7/1/71)              |

## Major Vendor Groups (continued):

|  |   |
|--|---|
| Calista Cooper Hughes (Mrs.)<br>Director of Comprehensive<br>Health Planning   | Room 1007, State Capitol Bldg.<br>Lincoln 68509<br>(7/1/71) |
| Morris Fleming, R.P.<br>Fleming Pharmacy   | P.O. Box 916<br>Norfolk 68701<br>(7/1/71)                   |
| Dean Ralph L. Ireland, D.D.S.<br>College of Dentistry<br>University of Nebraska  | 14th and "R" Streets<br>Lincoln 68508<br>(7/1/70)           |
| Thomas W. Leamy, A.C.S.W.<br>Director<br>Social Service Department<br>Hastings State Hospital                              | Ingleside 68953<br>(7/1/71)                                 |
| Mrs. E. T. Lindgren, Administrator<br>Lebensraum Nursing Home  | 114 South Ingalls Street<br>Grand Island 68801<br>(7/1/71)  |
| Robert W. Patrick, O.D.<br>President<br>Nebraska Optometrists' Association   | 419 East Avenue<br>Holdrege 68949<br>(7/1/71)               |
| Ben Patterson, Vice-President<br>Health Insurance Benefits<br>Mutual of Omaha  | Box 456, Downtown Station<br>Omaha 68101<br>(7/1/71)        |
| Ted R. Pfundt, M.D.<br>Medical Director<br>Childrens' Memorial Hospital  | 44th and Dewey<br>Omaha 68105<br>(7/1/71)                   |
| Miss DeLanne Simmons, R.N., M.P.H.<br>Chief in Charge of Nursing Service<br>Omaha-Douglas Co. Dept. of Health              | 1201 South 42nd<br>Omaha 68105<br>(7/1/71)                  |
| John G. Yost, M.D., F.A.C.S.   | 608 West Sixth Street<br>Hastings 68901<br>(7/1/71)         |
| Mrs. Patricia Bott, P.T.<br>Bryan Memorial Hospital<br>(Retiring President of Nebraska<br>Physical Therapists Association) | 4848 Sumner<br>Lincoln 68506<br>(7/1/70)                    |
| Robert Osborne, M.D., Acting Director<br>Nebraska Department of Health   | Room 1007, State Capitol Bldg.<br>Lincoln 68509<br>(7/1/70) |

## Major Vendor Groups (continued):

Henry T. Reimer, Jr., Administrator  
Mennonite Deaconess Home  
and Hospital

1110 North 10th Street  
Beatrice 68310  
(7/1/71)

Riley Green, Assistant Director  
Immanuel Hospital

36th and Meredith  
Omaha 68111  
(7/1/70)

Don Weber  
Director of Social Services

Boys' Town 68010  
(7/1/70)

Consumers:

Cherita Richardson (Mrs.)

4602 North 37th Street  
Omaha 68111  
(7/1/70)

Mary Lou Taylor (Mrs.)

4626 Gladstone Street  
Lincoln 68504  
(7/1/70)

Ethel Clark (Miss)

Madonna Home  
5515 South Street  
Lincoln 68506  
(7/1/70)

Ralph Marshall

Tabitha Home  
4720 Randolph Street  
Lincoln 68510  
(7/1/70)

3. Executive Officers of State Medical Society and State  
Pharmaceutical Association:

A. Medical Society:

Kenneth Neff  
Executive Secretary  
Nebraska State Medical  
Association  
1315 Sharp Building  
Lincoln, Nebraska 68508  
Phone: 402/432-7585

B. Pharmaceutical Association:

Cora Mae Briggs (Miss)  
Executive Secretary  
Nebraska Pharmaceutical  
Association  
1001 Anderson Building  
Lincoln, Nebraska 68508  
Phone: 402/475-4274

The first part of the document discusses the importance of maintaining accurate records. It emphasizes that proper record-keeping is essential for legal compliance and operational efficiency.

In addition, the document outlines the various methods used to collect and analyze data. These methods include surveys, interviews, and focus groups, each with its own strengths and limitations.

The second section of the document provides a detailed overview of the research methodology. It describes the selection of participants, the design of the study, and the procedures used to ensure the reliability and validity of the results.

Furthermore, the document discusses the ethical considerations that must be taken into account when conducting research. It highlights the need to obtain informed consent and to protect the privacy and confidentiality of the participants.

The third part of the document presents the findings of the study. It includes a summary of the key results and a discussion of their implications for practice and policy.

Finally, the document concludes with a series of recommendations for future research. It suggests areas that need further exploration and provides guidance on how to design and conduct these studies.

In conclusion, this document provides a comprehensive overview of the research process, from the initial planning and design to the final analysis and reporting. It is intended to serve as a guide for researchers and practitioners alike.

The author would like to thank the following individuals for their assistance and support during the course of this project: [Names of individuals]

## NEVADA

## MEDICAL ASSISTANCE DRUG PROGRAM (TITLE XIX)

Title XIX Program Began July 1, 1967

## I. BENEFITS PROVIDED AND GROUPS ELIGIBLE

| Type of Benefit               | Money Payment Recipients |    |      |      | Medically Needy (M N) |    |      |      |                 |
|-------------------------------|--------------------------|----|------|------|-----------------------|----|------|------|-----------------|
|                               | OAA                      | AB | APTD | AFDC | Category Related      |    |      |      | Children Other* |
|                               | OAA                      | AB | APTD | AFDC | OAA                   | AB | APTD | AFDC | Under 21 (SFO)  |
| Prescribed Drugs              | x                        | x  | x    | x    |                       |    |      |      |                 |
| Inpatient Hospital Care       | x                        | x  | x    | x    |                       |    |      |      |                 |
| Outpatient Hospital Care      | x                        | x  | x    | x    |                       |    |      |      |                 |
| Laboratory & X-ray Service    | x                        | x  | x    | x    |                       |    |      |      |                 |
| Skilled Nursing Home Services | x                        | x  | x    | x    |                       |    |      |      |                 |
| Physician Services            | x                        | x  | x    | x    |                       |    |      |      |                 |
| Dental Services               | x                        | x  | x    | x    |                       |    |      |      |                 |

## Other Benefits:

Prostheses; home health care; family planning supplies; physical therapy.

\*SFO - State Funds Only - Federal matching for administrative costs.

## II. EXPENDITURES FOR DRUGS. Payments to Pharmacists by fiscal year ending June 30:

| CATEGORY    | (Dollar Amounts in Thousands) |       |                  |                        |                        |       |
|-------------|-------------------------------|-------|------------------|------------------------|------------------------|-------|
|             | 1966                          | 1967  | 1968             |                        | 1969                   |       |
|             |                               |       | Persons Eligible | 1/<br>Persons Eligible | 1/<br>Persons Eligible |       |
| OAA         | \$ 92                         | \$106 | 3,085            | \$198                  | 3,139                  | \$242 |
| MAA         | 15                            | 34    |                  |                        |                        |       |
| AB          | 7                             | 7     | 160              | 18                     | 176                    | 12    |
| APTD        |                               |       | 425              | 25                     | 355                    | 65    |
| AFDC        | 18                            | 34    | 8,869            | 92                     | 10,031                 | 130   |
| MN Aged     |                               |       |                  |                        |                        |       |
| MN Blind    |                               |       |                  |                        |                        |       |
| MN Disabled |                               |       |                  |                        |                        |       |
| MN Children |                               |       |                  |                        |                        |       |
| Total       | \$132                         | \$181 | 12,539           | \$333                  | 13,701                 | \$449 |

1/ Average per month

## NEVADA

## MEDICAL ASSISTANCE DRUG PROGRAM UNDER TITLE XIX

## III. How Administered:

By the State Division of Welfare of the Department of Health, Welfare and Rehabilitation through its district offices. Vendor payments through contract with the state medical association and individual contracts with pharmacies. Administering office referred to as SAMI (State Assistance to Medically Indigent).

## IV. Provisions Relating to Prescribed Drugs:

## A. General Exclusions (diseases, drug categories, etc.):

OTC drugs and non-prescription drugs prescribed by a physician are not covered under this program.

## B. Formulary: None

## C. Prescribing or Dispensing Limitations:

1. Terminology: None

2. Quantity of Medication: None

3. Refills: Physicians authorize refills.

4. Dollar Limits: \$15 per prescription (maximum), unless prior approval from SAMI.

## D. Prescription Charge Formula:

1. Non-compounded prescriptions will be paid at "unit cost" plus 50% plus 50¢. Minimum charge, \$1.25.

2. Compounded prescriptions will be paid at "unit cost" plus 50% and 50¢, plus time needed to complete the prescription based at 8¢ per minute.

3. Vitamins when prescribed for a specific condition and dispensed in the original containers will be paid for at the price charged to the public.



## Prescription Charge Formula (continued):

4. Insulin, all types, will be paid at the usual and customary charges to the public when prescribed on the SAMI Form 5.

Disposable insulin syringes, clinitest tablets, and testape will be paid at the usual and customary charges to the public when prescribed on SAMI Form 5. (This applies to outpatients who have previously been diagnosed as diabetic only. Limit of 10 disposable syringes per 2-month period.)

5. The pharmacy will be allowed payments according to the Red Book listed Wholesale Cost (AWP) or the actual cost to the pharmacy, whichever is the lesser. This amount will be entered in the box so designated on the SAMI Form 5.

## V. Miscellaneous Remarks:

Direct payment shall be made to all Nevada vendors who have signed participating agreements. Out-of-state vendors, if any, shall be paid on the same fee schedule as participating physicians and other Nevada vendors.

The State estimated that approximately 18,200 people (or 3.4% of the population) would be eligible for medical care during 1969-70 and that the total cost of operating the program would be approximately \$7.5 million, of which the Federal share would be approximately \$3.75 million, or 50%.

## NEVADA

## MEDICAL ASSISTANCE DRUG PROGRAM UNDER TITLE XIX

Welfare Officials, Consultants and Committees

## 1. Welfare Division Officials:

|   |  |
|---|--|
| Karl R. Harris<br>Director  | Department of Health,<br>Welfare, and Rehabilitation<br>201 South Fall Street<br>Carson City, Nevada 89701 |
| George Miller, Administrator<br>State Welfare Division                | " "  |
| Minor L. Kelso, Chief<br>Medical Services                             | " "  |
| Earl Yamashita<br>State Plan Coordinator                              | " "  |
| Ira E. Gunn, Chief<br>Research and Statistics                         | " "  |
| Bruce W. Gray, M.D.<br>Medical Consultant<br>Medical Care Unit, SAMI* | " "  |

## 2. Welfare Division Advisory Committees:

## A. Medical Care Advisory Group:

|  |  |
|--|--|
| Charles D. Lanning, M.D.<br>975 Ryland Street<br>Reno<br><u>Chairman</u> | (Executive Committee)                                    |
| Carroll Ogren  | (Chairman, Hospital Committee)                           |
| Frederick D. Elliott, M.D.   | (Chairman, Ad Hoc Nursing Homes<br>and Physical Therapy) |
| Harry J. McKinnon, M.D.  | (Chairman, Physicians Committee)                         |
| Harry P. Massoth, D.D.S.   | (Chairman, Dental Committee)                             |

---

\* State Assistance to Medically Indigent

## Medical Care Advisory Group (continued):

Senator James I. Gibson (State-County Relations)  
Ben Timberlake (Chairman, Pharmacy Committee)  
1625 Shangri-La  
Reno

## B. Drug Review Committee:

Ben Timberlake, Chairman  
Phil Crowder  
Milo Banovich  
Joe Williams  
Wayne Kilpatrick

3. Executive Officers of State Medical Society and State  
Pharmaceutical Association:

## A. Medical Society:

Nelson B. Neff  
Executive Director  
Nevada State Medical Association  
3660 Baker Lane  
Reno, Nevada 89502  
Phone: 702/323-6788

Evelyn Hilsabeck (Mrs.)  
Administrative Assistant  
Nevada State Medical Association

## B. Pharmaceutical Association:

A. J. Borelli  
Secretary  
Nevada State Pharmaceutical Association  
129 North Virginia Street, Room 24  
Reno, Nevada 89505  
Phone: 702/322-2660



NEW HAMPSHIRE

MEDICAL ASSISTANCE DRUG PROGRAM (TITLE XIX)

Title XIX Program Began July 1, 1967

I. BENEFITS PROVIDED AND GROUPS ELIGIBLE

| Type of Benefit               | Money Payment Recipients |    |      |      | Medically Needy (M N) |    |      |      |                 |
|-------------------------------|--------------------------|----|------|------|-----------------------|----|------|------|-----------------|
|                               | OAA                      | AB | APTD | AFDC | Category Related      |    |      |      | Children Other* |
|                               | OAA                      | AB | APTD | AFDC | OAA                   | AB | APTD | AFDC | Under 21 (SFO)  |
| Prescribed Drugs              | x                        | x  | x    | x    | x                     | x  | x    | x    | x               |
| Inpatient Hospital Care       | x                        | x  | x    | x    | x                     | x  | x    | x    | x               |
| Outpatient Hospital Care      | x                        | x  | x    | x    | x                     | x  | x    | x    | x               |
| Laboratory & X-ray Service    | x                        | x  | x    | x    | x                     | x  | x    | x    | x               |
| Skilled Nursing Home Services | x                        | x  | x    |      | x                     | x  | x    |      |                 |
| Physician Services            | x                        | x  | x    | x    | x                     | x  | x    | x    | x               |
| Dental Services               | x                        | x  | x    | x    | x                     | x  | x    | x    | x               |
| Other Benefits:               | Clinic                   |    |      |      |                       |    |      |      |                 |

\*SFO - State Funds Only - Federal matching for administrative costs.

II. EXPENDITURES FOR DRUGS. Payments to Pharmacists by fiscal year ending June 30:

| CATEGORY    | (Dollar Amounts in Thousands) |       |                               |       |                               |         |
|-------------|-------------------------------|-------|-------------------------------|-------|-------------------------------|---------|
|             | 1966                          | 1967  | 1968                          |       | 1969                          |         |
|             |                               |       | Persons <u>1/</u><br>Eligible |       | Persons <u>1/</u><br>Eligible |         |
| OAA         | \$364                         | \$465 |                               |       |                               |         |
| MAA         | 183                           | 201   |                               |       |                               |         |
| AB          | 19                            | 26    |                               |       |                               |         |
| APTD        | 85                            | 105   |                               |       |                               |         |
| AFDC        | 87                            | 93    |                               |       |                               |         |
| MN Aged     |                               |       |                               |       |                               |         |
| MN Blind    |                               |       |                               |       |                               |         |
| MN Disabled |                               |       |                               |       |                               |         |
| MN Children |                               |       |                               |       |                               |         |
| Total       | \$738                         | \$890 | 18,200                        | \$916 | 20,540                        | \$1,092 |

1/ Prescription drugs only

## NEW HAMPSHIRE

## MEDICAL ASSISTANCE DRUG PROGRAM UNDER TITLE XIX

## III. How Administered:

Directly by the Division of Welfare, Department of Health and Welfare, through its 11 District Offices. Billing and payment procedures centralized in accounting unit of Office of Commissioner.

## IV. Provisions Relating to Prescribed Drugs:

- A. General Exclusions (diseases, drug categories, etc.): OTC items, except insulin, insulin needles, syringes and diabetic testing equipment.
- B. Formulary: None. Medication must be listed in the USP, NF, or New Drugs. The Medical Advisor of the Division of Welfare can approve drugs not in these compendia.
- C. Prescribing or Dispensing Limitations:
  - 1. Terminology: None
  - 2. Quantity of Medication: As prescribed by physician.
  - 3. Refills: No more than 5 refills during a 6-month period.
  - 4. Dollar Limit: No provisions.
- D. Prescription Charge Formula: For legend drugs payment will be wholesale cost as listed in the Red Book for the nearest package unit plus a professional fee of \$1.85. For non-legend drugs payment will be the usual retail price.

## V. Miscellaneous Remarks:

The Federal matching participation is approximately 60% to 40% State funds.

## NEW HAMPSHIRE

## MEDICAL ASSISTANCE DRUG PROGRAM (TITLE XIX)

Officials, Consultants and Committees

## 1. Health and Welfare Department Officials:

|   |  |
|---|--|
| Charles F. Whittemore,<br>Commissioner                          | Dept. of Health and Welfare<br>State House Annex<br>Concord, New Hampshire 03301 |
| George E. Murphy, Director<br>Division of Welfare               | " "  |
| Dr. Robert W. Kaschub<br>Asst. Director for Medical<br>Services | " "  |
| E. George Roentsch, R.Ph.<br>Pharmacy Consultant                | " "  |

## 2. Medical Care Advisory Committee:

This committee consists of 22 members representing providers and consumers of health care, as well as the various agencies interested in health care in the state. The Chairman is Dr. Jesse Gault, Dover, New Hampshire, President of the New Hampshire Medical Society. The Committee meets monthly and has various subcommittees which will be active in advice and consultation with respect to specific aspects of the program.

## 3. Executive Officers of State Medical Society and State Pharmaceutical Association:

## A. Medical Society:

Hamilton S. Putnam  
Executive Secretary  
4 Park Street  
Concord, New Hampshire 03301  
Phone: (603) 224-1909

## B. Pharmaceutical Association

Mrs. Grace E. Hannan  
Secretary-Manager  
New Hampshire Pharmaceutical Association  
17 Grove Street  
Peterborough, New Hampshire 03458  
Phone: (603) 924-6472





NEW JERSEY

MEDICAL ASSISTANCE DRUG PROGRAM (TITLE XIX)

Title XIX Program Began January 1, 1970

I. BENEFITS PROVIDED AND GROUPS ELIGIBLE

| Type of Benefit               | Money Payment Recipients   |    |      |      | Medically Needy (M N) |    |          |        |                |
|-------------------------------|--|----|------|------|-----------------------|----|----------|--------|----------------|
|                               |  |    |      |      | Category Related      |    | Children | Other* |                |
|                               | OAA  | AB | APTD | AFDC | OAA                   | AB | APTD     | AFDC   | Under 21 (SFO) |
| Prescribed Drugs              | x  | x  | x    | x    |                       |    |          |        |                |
| Inpatient Hospital Care       | x  | x  | x    | x    |                       |    |          |        |                |
| Outpatient Hospital Care      | x  | x  | x    | x    |                       |    |          |        |                |
| Laboratory & X-ray Service    | x  | x  | x    | x    |                       |    |          |        |                |
| Skilled Nursing Home Services | x  | x  | x    | x    |                       |    |          |        |                |
| Physician Services            | x  | x  | x    | x    |                       |    |          |        |                |
| Dental Services               | x  | x  | x    | x    |                       |    |          |        |                |
| Other Benefits:               | Physical therapy; prosthetics; eyeglasses; clinic; transportation; home health care; optometrist; podiatrist; family planning. |    |      |      |                       |    |          |        |                |

\*SFO - State Funds Only - Federal matching for administrative costs.

II. EXPENDITURES FOR DRUGS. Payments to Pharmacists by fiscal year ending June 30:

| CATEGORY | (Dollar Amounts in Thousands) |         |         |         |           |                                |
|----------|-------------------------------|---------|---------|---------|-----------|--------------------------------|
|          | 1965                          | 1966    | 1967    | 1968    | 1969      | Persons Eligible <sup>1/</sup> |
| OAA      | \$ 646                        | \$ 728  | \$ 798  | \$ 893  | 195,900   | \$ 930                         |
| MAA      | 77                            | 114     | 138     | 150     | 999,400   | 171                            |
| AB       | 45                            | 47      | 51      | 49      | 54,000    | 51                             |
| APTD     | 526                           | 604     | 680     | 817     | 1,029,300 | 917                            |
| AFDC     | 1,160                         | 1,518   | 1,817   | 2,284   | 3,486,600 | 2,738                          |
| Total    | \$2,454                       | \$3,010 | \$3,484 | \$4,193 | 5,765,200 | \$4,807                        |

<sup>1/</sup> Calendar year 1969

## NEW JERSEY

## MEDICAL ASSISTANCE DRUG PROGRAM UNDER TITLE XIX

## III. How Administered:

By Division of Medical Assistance and Health Services, supervising 25 local Medical Assistance Units.

## IV. Provisions Relating to Prescribed Drugs:

- A. General Exclusions (disease, drug category, etc.): None
- B. Formulary: None
- C. Prescribing or dispensing limitations:
  - 1. Terminology: None. No insistence on generic prescribing but preference is asked for the following:
    - a. Drugs listed in the latest edition of the U.S. Pharmacopoeia (U.S.P.), National Formulary (N.F.), New Drugs, and Accepted Dental Therapeutics.
    - b. Oral medication when as effective as injectable preparations.
    - c. Non-proprietary or generic drugs of equal therapeutic effectiveness if available at a lower cost than proprietary or brand name drugs. If a generic drug is prescribed the basis of payment to the pharmacists will be the average price for the generic drug prescribed.
  - 2. Quantity of Medication: The quantity of medication prescribed should provide a sufficient amount of medication necessary for the duration of the illness or an amount sufficient to cover the interval between visits, but may not exceed a 60-day supply.

Exceptions:

- a. Oral antibiotics, oral penicillin and oral penicillin derivatives may not be prescribed for more than a 10-day supply.
- b. Oral contraceptives may be prescribed for up to a 3-month supply.

Commonly used sustaining drugs, required continuously, should be prescribed in sufficient quantity to treat the patient for up to 60 days.

3. Refills: Prescription refills will be limited to 2 times within a 6-month period if so indicated by the prescriber on the original prescription.

Exceptions:

- a. Oral antibiotics, oral penicillin and oral penicillin derivatives may be refilled one time within 10 days from the original dispensing date if so indicated by the prescriber on the original prescriptions.
- b. Oral contraceptives originally prescribed for a 3-month supply may be refilled 2 times within a 9-month period.

4. Dollar Limitations: None

- D. Prescription Charge Formula: The reimbursement formula for legend drugs is the total of invoice cost plus a professional fee of \$1.85.

Non-Legend Drugs: The maximum payment for all prescribed non-legend drugs listed in Appendix B of the National Drug Code listings will be the usual retail price charged for the same item to other persons in the community.

When the quantity of medication prescribed exceeds a manufacturer's largest retail package size, the maximum allowable payment will be the usual retail price charged for the manufacturer's largest retail package size.

V. Miscellaneous Remarks:

Hospital Service Plan of New Jersey (Blue Cross) serves as the fiscal intermediary for payment of drug claims and the Prudential Insurance Company is fiscal intermediary for payment of medical supplies under Title XIX.

Recipients are supplied with plastic (credit card type) identification cards which are used in an imprinter machine for processing prescription claim forms.

The cost for the first 12 months is estimated at \$135 million for some 348,000 persons. Federal matching funds will be 50% of this amount.

## NEW JERSEY

## MEDICAL ASSISTANCE DRUG PROGRAM UNDER TITLE XIX

Officials, Consultants and Committees

## 1. Department of Institutions and Agencies:

Lloyd W. McCorkle  
CommissionerState Department of Institutions  
and Agencies  
P.O. Box 1237  
Trenton, New Jersey 08625Edwin F. Hann, Jr.  
DirectorState Department of Institutions  
and AgenciesDivision of Medical Assistance  
and Health Services  
P.O. Box 2486  
Trenton, New Jersey 08625A. Wright Poinsett  
Deputy Director

" "

Bertram M. Bernstein, M.D.  
Medical Director

" "

Harry A. Kaplan, M.D.  
Deputy Medical Director

" "

Martin Buchalter, R.Ph., M.Sc.  
Pharmaceutical Consultant

" "

## 2. Title XIX Pharmacy Advisory Committee:

George P. Bizink, R.Ph.  
Joseph Brown, R.Ph.  
Joseph D'Amico, R.Ph.  
Leo Dubrow, R.Ph., Chairman  
H. Martin Feldman, R.Ph.  
Alvin N. Geser (Ex Officio)  
Milton Kahn, R.Ph.  
Barry Kaplan, R.Ph., M.P.H.  
George Kedersha, Ph.D.  
Albert C. Myer, R.Ph.  
Miss Florence Napierski, R.Ph.

Title XIX Pharmacy Advisory Committee (continued):

Leonard Rosenstein, R.Ph.  
Richard Russo, R.Ph., M.S.P.H.  
Edward P. Tarloski, R.Ph.  
Sister Ann Veronica, R.Ph.  
Jean Whitmore, Ph.D.  
Harold B. Williams, R.Ph.

3. Executive Officers of State Medical Society and State  
Pharmaceutical Association:

A. Medical Society:

Richard I. Nevin, Executive Director  
Medical Society of New Jersey  
P.O. Box 904  
315 West State Street  
Trenton, New Jersey 08605  
Phone: 609/394-3154

B. Pharmaceutical Association:

Alvin N. Geser, Executive Secretary  
New Jersey Pharmaceutical Association  
118 West State Street  
Trenton, New Jersey 08608  
Phone: 609/394-5596



## NEW MEXICO

## MEDICAL ASSISTANCE DRUG PROGRAM (TITLE XIX)

Title XIX Program Began December 1 1966

## I. BENEFITS PROVIDED AND GROUPS ELIGIBLE

| Type of Benefit               | Money Payment Recipients |    |      |      | Medically Needy (M N) Category Related |    |      |      | Children Under 21 | Other* (SFO) |
|-------------------------------|--------------------------|----|------|------|--|----|------|------|-------------------|--------------|
|                               | OAA                      | AB | APTD | AFDC | OAA                                    | AB | APTD | AFDC |                   |              |
| Prescribed Drugs              | x                        | x  | x    | x    |  |    |      |      |                   |              |
| Inpatient Hospital Care       | x                        | x  | x    | x    |  |    |      |      |                   |              |
| Outpatient Hospital Care      | x                        | x  | x    | x    |  |    |      |      |                   |              |
| Laboratory & X-ray Service    | x                        | x  | x    | x    |  |    |      |      |                   |              |
| Skilled Nursing Home Services | x                        | x  | x    | x    |  |    |      |      |                   |              |
| Physician Services            | x                        | x  | x    | x    |  |    |      |      |                   |              |
| Dental Services               | x                        | x  | x    | x    |  |    |      |      |                   |              |
| Other Benefits:               |                          |    |      |      |  |    |      |      |                   |              |

\*SFO - State Funds Only - Federal matching for administrative costs.

## II. EXPENDITURES FOR DRUGS. Payments to Pharmacists by fiscal year ending June 30:

| CATEGORY    | (Dollar Amounts in Thousands) |         |         |         |                  |           |
|-------------|-------------------------------|---------|---------|---------|------------------|-----------|
|             | 1965                          | 1966    | 1967    | 1968    | 1969             |           |
|             |                               |         |         |         | Persons Eligible | <u>1/</u> |
| OAA         | \$ 455                        | \$ 493  | \$ 443  | \$      | 12,208           | \$ 716    |
| MAA         |                               | 13      |         |         |                  |           |
| AB          | 10                            | 10      | 11      |         | 437              | 22        |
| APTD        | 188                           | 255     | 274     |         | 8,380            | 725       |
| AFDC        | 350                           | 361     | 440     |         | 61,633           | 1,206     |
| MN Aged     |                               |         |         |         |                  |           |
| MN Blind    |                               |         |         |         |                  |           |
| MN Disabled |                               |         |         |         |                  |           |
| MN Children |                               |         |         |         |                  |           |
| GA          |                               |         |         |         | 947              | 12        |
| Total       | \$1,003                       | \$1,132 | \$1,168 | \$2,368 | 83,605           | \$2,681   |

1/ See further data under Miscellaneous

## NEW MEXICO

## MEDICAL ASSISTANCE DRUG PROGRAM UNDER TITLE XIX

## III. How Administered:

By the Health and Social Services Department through its 29 welfare offices, each of which serves one or more counties.

## IV. Provisions Relating to Prescribed Drugs:

## A. General Exclusion (disease, drug categories, etc.):

1. Drugs for treatment of tuberculosis are not included.
2. Medications supplied by the New Mexico State Hospital to clients on convalescent leave from hospital are not included.
3. Drugs and immunizations available from any other source are not included.
4. OTC items are provided only with prior approval, with the following exceptions:
  - a. Insulin
  - b. Infant formulas for infants up to 6 months of age.
  - c. Antacids for active gastric and duodenal ulcers and as a buffer in salicylate therapy.
  - d. Salicylates for arthritis
  - e. Fecal softeners and laxatives which contain bisacodyl, oxyphenisatin, dantron, or acetphenylisatin for chronic functional intestinal problems.
  - f. Infant vitamin drops for children up to one year of age.

## B. Formulary: Open formulary with use of National Drug Code Directory, subject to above stated limitations.



## C. Prescribing or Dispensing Limitations:

1. Terminology: No restriction
2. Quantity of Medication: No restriction
3. Refills:
  - a. Limited to 3 refills
  - b. Medication for acute condition 2 refills within 90 days, maintenance medication 3 refills within 6 months.
  - c. Refills must be authorized on original prescription.

## D. Prescription Charge Formula:

Wholesale cost plus \$2 professional fee, except for infant formulas and medical supplies, which are priced at cost plus 1/2 cost or manufacturer's suggested list - whichever is less.

## V. Miscellaneous Remarks:

In FY 1969 there were 83,605 eligible persons, of whom 48,836 (or about 3.7% of an estimated population of 1,327,000) received drug program services.

Utilization rate for pharmaceutical services - 58.41

Average prescription cost - \$4.41

Cost/eligible person/year - \$32.06

Cost/recipient/year - \$54.89

## NEW MEXICO

## MEDICAL ASSISTANCE DRUG PROGRAM UNDER TITLE XIX

Officials, Consultants and Committees

## 1. Health and Social Services Department Officials:

|  |   |
|--|---|
| John G. Jasper<br>Executive Director                         | Health & Social Services Dept.<br>P.O. Box 2348<br>Santa Fe, New Mexico 87501 |
| William M. Stuart, Director<br>Business Administration       | " "   |
| Sam G. Wynn, Jr., R.Ph., Chief<br>Medical Assistance Section | " "   |
| W. E. Nissen, M.D.<br>Medical Consultant                     | 12800 Indian School Road, N.E.<br>Albuquerque, New Mexico 87112               |
| F. Richard Atkinson, R.Ph.<br>Drug Program Administrator     | P.O. Box 2348<br>Santa Fe, New Mexico 87501                                   |

## 2. Medical Advisory Committee:

Three-Year (Four Members)

|                                       |  |
|---------------------------------------|--|
| Gerald J. Boyle, Ph.D.<br>Albuquerque | - University of New Mexico<br>Instructor |
| Rex Quigley, M.D.<br>Hobbs            | - Medical Doctor                         |
| Joseph Helak, D.O.<br>Albuquerque     | - Osteopathic Doctor                     |
| Robert B. Katz, D.D.S.<br>Albuquerque | - Dentist                                |

Two-Year (Five Members)

|   |                              |
|---|------------------------------|
| Leon A. Wiltse<br>Albuquerque                 | - Nursing Home Administrator |
| Leo Huppert, Assoc. Admn.<br>Albuquerque      | - Hospital Administrator     |
| Glendel E. Cox, O.D.<br>Albuquerque           | - Optometrist                |
| Beatrice Cooper<br>V.A. Hospital, Albuquerque | - Social Worker              |
| Ron Paynter, R.Ph.<br>Santa Fe                | - Drug Store Owner           |

## Medical Advisory Committee (continued):

One-Year (Five Members)

|   |                              |
|---|------------------------------|
| Duane Packard<br>Albuquerque            | - Health Insurance Field     |
| Kenneth C. Brandenburg<br>Albuquerque   | - Welfare & Title XIX Client |
| Senator Harold L. Runnells<br>Lovington | - Legislator                 |
| Mrs. Charles DiLisio<br>Raton           | - Public Consumer            |
| Leon Cohen, D.P.M.                      | - Podiatrist                 |

3. Executive Officers of State Medical Society and State  
Pharmaceutical Association:

## A. Medical Society:

Ralph R. Marshall  
Executive Secretary  
New Mexico Medical Society  
3010 Monte Vista Boulevard, N.E.  
Albuquerque, N.M. 87106  
Phone: 505/265-8494-5

## B. Pharmaceutical Association:

Jack Hilligoss  
Executive Secretary  
New Mexico Pharmaceutical Association  
122 Harvard Drive, S.E.  
Albuquerque, N.M. 87106  
Phone: 505/247-0181



## NEW YORK

## MEDICAL ASSISTANCE DRUG PROGRAM (TITLE XIX)

Title XIX Program Began May 1, 1966I. BENEFITS PROVIDED AND GROUPS ELIGIBLE <sup>1/</sup>

| Type of Benefit               | Money Payment Recipients |    |      |      | Medically Needy (M N) Category Related |    |      |      |                   | Other* (SFO) |
|-------------------------------|--------------------------|----|------|------|--|----|------|------|-------------------|--------------|
|                               | OAA                      | AB | APTD | AFDC | OAA                                    | AB | APTD | AFDC | Children Under 21 |              |
| Prescribed Drugs              | x                        | x  | x    | x    | x                                      | x  | x    | x    |                   | x            |
| Inpatient Hospital Care       | x                        | x  | x    | x    | x                                      | x  | x    | x    |                   | x            |
| Outpatient Hospital Care      | x                        | x  | x    | x    | x                                      | x  | x    | x    |                   | x            |
| Laboratory & X-ray Service    | x                        | x  | x    | x    | x                                      | x  | x    | x    |                   | x            |
| Skilled Nursing Home Services | x                        | x  | x    | x    | x                                      | x  | x    | x    |                   | x            |
| Physician Services            | x                        | x  | x    | x    | x                                      | x  | x    | x    |                   | x            |
| Dental Services               | x                        | x  | x    | x    | x                                      | x  | x    | x    |                   | x            |

## Other Benefits:

Prostheses; home care; transportation; optometrist and podiatrist.

\*SFO - State Funds Only - Federal matching for administrative costs.

## II. EXPENDITURES FOR DRUGS. Payments to Pharmacists by fiscal year ending June 30:

| CATEGORY | (Amounts in Thousands) |         |          |          |                    |
|----------|------------------------|---------|----------|----------|--------------------|
|          | 1965                   | 1966    | 1967     | 1968     | 1969 <sup>2/</sup> |
| OAA      | \$1,490                | \$1,433 | \$       | \$       | \$                 |
| MAA      | 1,865                  | 1,762   |          |          |                    |
| AB       | 66                     | 62      |          |          |                    |
| APTD     | 1,078                  | 1,017   |          |          |                    |
| AFDC     | 2,307                  | 2,087   |          |          |                    |
| Total    | \$6,806                | \$6,361 | \$14,103 | \$46,900 | \$50,400           |

<sup>1/</sup> See Miscellaneous Remarks<sup>2/</sup> Estimated for calendar year 1969

## NEW YORK

## MEDICAL ASSISTANCE DRUG PROGRAM UNDER TITLE XIX

## III How Administered:

This new program entitled Medical Assistance for Needy Persons has gone through two phases. From May 1 to October 31, 1966 it was operated at the local level by 65 county or city public welfare districts and administered and supervised by the State Department of Social Services.

On October 31 the Health Department assumed responsibility for the administration and professional supervision of the medical care aspects of the Medical Assistance Program. This involves establishing medical care standards in both the institutional and non-institutional parts of the program, development of fee schedules and auditing of quality and availability of care. Social Services remains the single State agency and retains responsibility for establishment of financial eligibility standards, for supervision of the implementation of such standards and for payment of bills for medical service.

## IV. Provisions Relating to Prescribed Drugs:

- A General Exclusions (diseases, drug categories, etc):  
No restrictions except does not pay for household and medicine chest items not related to a specific diagnosis does pay for sickroom supplies ordered by a physician, dentist or podiatrist in the treatment of a specific medical condition. Prescribed vitamins and minerals are allowed for specific patients when there is sound medical reason for prescribing them.
- B Formulary: None for State program. New York City has currently a non-restrictive formulary intended as an aid to computer pricing of drugs.
- C Prescribing or Dispensing Limitations:
  - 1 Terminology: None
  - 2 Quantity of Medication: Drugs and sickroom supplies shall be prescribed in sufficient quantity to cover the intervals between physicians' visits.

## Quantity of Medication (continued):

New York City requires prior approval on prescriptions of any single item for more than \$20. In general, New York City allows medication for an acute illness not to exceed a 10-day supply and for a chronic illness not to exceed a 30-day supply. Certain chronic drugs, however, may be dispensed in 100-unit dose quantities, even if dosage is one a day.

3. Refills: Regulations now provide that refills cannot exceed 5 and the life of a prescription can not exceed 6 months.

New York City allows original prescription and up to 2 refills if doctor so designates on original prescription. No refill allowed after 90 days from date of original prescription.

4. Dollar Limits: None

## D. Prescription Charge Formula:

1. Application of dispensing fee:

Add \$1.80 dispensing fee to the current wholesale cost of the drug(s) for the following:

| <u>Code</u> | <u>Item</u>  |
|-------------|--|
| RX          | compounded prescription  |
| RL          | legend or prescription drug  |
| RD          | non-legend drug when the prescription for such drug is written with specific directions that differ from those on the original container.  |
| RA          | non-legend drugs when the prescription for such drug is for a quantity other than that in the unit or package size, with or without directions that differ from those on the original container. |

2. Non-legend drugs except as provided for in section 1:

| <u>Code</u> | <u>Item</u>   |
|-------------|---|
| RN          | not to exceed wholesale cost plus usual mark-up less 20% of such mark-up. |

## V. Miscellaneous Remarks:

Individual cities and counties which administer programs may initiate certain restrictions for their area so long as they do not conflict with state regulations.

The vendor pharmacists bill and are reimbursed by the 64 local social services districts. The county agencies bill and are reimbursed by the State Social Services Department.

Effective April 1, 1968, persons aged 21 and under 65 who are not blind or disabled or who are not related to the ADC Program are not eligible for medical assistance.

Effective June 1970, social services departments may pay only 80% of outpatient services and supplies for the medically indigent, but will pay the total cost for all those who qualify for welfare.

Many New York City recipients receive drugs at New York City hospital clinics.

The new eligibility standards, based on yearly net income, are as follows:

| <u>One</u> | <u>Two</u> | <u>Three</u> | <u>Four</u> | <u>Five</u> | <u>Six</u> | <u>Seven</u> |
|------------|------------|--------------|-------------|-------------|------------|--------------|
| \$2,200    | 3,100      | 4,000        | 5,000       | 5,700       | 6,400      | 7,200        |

Savings equal to one-half of the annual net income are allowed; also \$500 burial reserve for each person, up to a maximum of \$2,000 for a family.



## NEW YORK

## MEDICAL ASSISTANCE DRUG PROGRAM UNDER TITLE XIX

Officials, Consultants and CommitteesA State Department of Social Services, Officials, Consultants  
and Committees:

## 1 Social Services Officials:

|                                |  |
|--------------------------------|--|
| George K Wyman<br>Commissioner | State Dept of Social Services<br>1450 Western Avenue<br>Albany, New York 12203 |
|--------------------------------|--|

|   |     |
|---|-----|
| George W Chesbro<br>First Deputy Commissioner | " " |
|---|-----|

|  |     |
|--|-----|
| Clifford Tallcott<br>Deputy Commissioner<br>Div. of Welfare Administration | " " |
|--|-----|

|   |     |
|---|-----|
| C Carlyle Nuckols, Jr., M.D.<br>Deputy Commissioner<br>Div. of Medical Services | " " |
|---|-----|

|   |     |
|---|-----|
| Henry H. Shultz, M.D.<br>Assistant to the Deputy Commissioner<br>Div. of Medical Services | " " |
|---|-----|

|   |     |
|---|-----|
| Louis Goldman, Ph.G<br>Senior Consultant Pharmacist | " " |
|---|-----|

|                        |     |
|------------------------|-----|
| Gerard Nelligan, R.Ph. | " " |
|------------------------|-----|

|                           |     |
|---------------------------|-----|
| Mrs. Aldona Farley, Ph.G. | " " |
|---------------------------|-----|

## 2. Social Services Consultants:

## Physicians (Part-time):

|   |   |
|---|---|
| Carl A. Cecilia, M.D.<br>125 Main Street<br>Buffalo, New York | Milton S. Dunn, M.D.<br>74 State Street<br>Albany, New York |
|---|---|

|   |   |
|---|---|
| Jay Frederick Harris, M.D.<br>333 East Washington<br>Syracuse, New York | William Hammond, M.D.<br>270 Broadway<br>New York, New York |
|---|---|

John J. DellaPorta, M.D.  
119 East Main Street  
Rochester, New York

3. State Department of Social Services Advisory Committees:

Medical Advisory Committee:

Mr. Wm. W. Warren (Chairman)  
Vice-President  
New York State Association  
of Councils and Chests  
395 Roosevelt Avenue  
Niagara Falls, N.Y. 14301  
Phone (716) BU 4-9931

Mr. Charles M. Royle  
Executive Director  
N.Y. State Hosp. Assoc.  
17 Upper Loudon Road  
Loudonville, New York 12211

Peter F. Regan, M.D.  
Vice-Pres. for Health  
Affairs  
State University of New  
York at Buffalo  
59 Chapin Parkway  
Buffalo, New York 14201

Mr. Robert D. Constable  
Vice-President  
Niagara Mohawk Power Corp.  
Cazenovia, New York 13035

Mr. Gordon E. Brown  
Executive Director  
State Charities Aid Assoc.  
37 West 12th Street  
New York, New York 10001

Mr. S. Charles Savio  
Executive Secretary  
N.Y. State Pharm. Society  
117-119 East 69th Street  
New York, N.Y. 10021

John Henry Carter, M.D.  
Chairman  
Legislation Committee  
Medical Soc. of the  
State of New York  
317 State Street

Albany, New York 12201

Alexander Levine, M.D.  
Chairman  
Council of New York  
State District Branches  
American Psychiatric  
Association  
799 East 18th Street  
Brooklyn, New York  
11201

Julien W. Anderson, DDS  
Member, National Dental  
Assoc. Executive Board  
159 West 116th Street

Mr. Roger H. Butts  
Comissioner  
Wayne County Dept of  
Social Services  
35 Jackson Street  
Lyons, New York 14489

Mr. Jay Rubin  
President  
New York Hotel and Motel  
Trades Council  
2 Horatio Street  
New York, New York 10036

Mrs. Peggy Wood, Direct.  
Public Health Social  
Work  
Syracuse Dept. of Health  
305 Albert Avenue  
Syracuse, New York 13200

Medical Advisory Committee (continued):

|   |   |
|---|---|
| Adah R. Davis (Miss)<br>Executive Director<br>Visiting Nurse Service of<br>Rochester and Monroe Co.<br>S-D Mountain Lane<br>Rochester, New York 14600 | Reverend John R. Sise<br>Diocesan Director<br>Catholic Charities of<br>Diocese of Albany<br>150 Hamilton Street<br>Albany, New York |
|---|---|

Dr. Alden H. Haffner  
 Executive Director  
 Optometric Center of  
 Brooklyn  
 351 West 48th Street  
 New York, New York 10036

Note.: The Pharmaceutical Society of the State of New York appoints a committee as needed, in accordance with the particular subject to be discussed, to meet with the State Department of Social Services.

B. State Public Health Officials, Consultants and Committees:

|  |   |
|--|---|
| Hollis S. Ingraham, M.D.<br>Commissioner | State Department of Health<br>84 Holland Avenue<br>Albany, New York 12208 |
|--|---|

|   |     |
|---|-----|
| Andrew C. Fleck, Jr. M.B.,<br>M.P.H., LL.B<br>First Deputy Commissioner | " " |
|---|-----|

|  |     |
|--|-----|
| Assistant Commissioner for<br>Medical Services<br>(vacant as of Oct. 70) | " " |
|--|-----|

|  |     |
|--|-----|
| Robert P. Whalen, M.D., M.P.H.<br>Second Deputy Commissioner | " " |
|--|-----|

C. NEW YORK CITY:

1. Health Services Administration

|                               |  |
|-------------------------------|--|
| Gordon Chase<br>Administrator | Health Services Administration<br>City of New York<br>125 Wotth Street<br>New York, New York 10013 |
|-------------------------------|--|

|   |     |
|---|-----|
| James G. Haughton, M.D.<br>First Deputy Administrator | " " |
|---|-----|

2. Social Services Dept.

|   |  |
|---|--|
| Jack R. Goldberg, Ph.D.<br>Commissioner                             | New York City Department<br>of Social Services<br>250 Church Street<br>New York, New York 10013                      |
| John Costa<br>First Deputy Commissioner                             | " "  |
| Albert F. Moncure<br>Deputy Commissioner                            | " "  |
| Lowell E. Bellin, M.D.<br>First Deputy Commissioner                 | New York City Dept. of Health -<br>Bureau of Health Care<br>Services<br>125 Worth Street<br>New York, New York 10013 |
| David J. Lieberman, M.D.<br>Deputy Exec. Medical Dir.<br>(Medicaid) | " "  |

3. Health Department:

|                                 |   |
|---------------------------------|---|
| Mary McLaughlin<br>Commissioner | New York City<br>Department of Health<br>125 Worth Street<br>New York, New York 10013 |
|---------------------------------|---|

D.

D. Executive Officers of State Medical Society and State,  
Pharmaceutical Association:

1. Medical Society:

Henry I. Fineberg, M.D.  
Executive Vice-President  
Medical Society  
750 Third Avenue  
New York, New York 10017  
Phone: (212) YU 6-5757

2. Pharmaceutical Association:

S. Charles Savio  
Executive Secretary  
Pharmaceutical Society of the State of New York  
117-119 East 69th Street  
New York, New York 10021  
Phone: (212) TR 9-51000

NORTH CAROLINA

MEDICAL ASSISTANCE DRUG PROGRAM (TITLE XIX)

Title XIX Program Began January 1, 1970

I. BENEFITS PROVIDED AND GROUPS ELIGIBLE

| Type of Benefit               | Money Payment |    |      |      | Medically Needy (M N) |    |      |      |                      |                 |
|-------------------------------|---------------|----|------|------|-----------------------|----|------|------|----------------------|-----------------|
|                               | Recipients    |    |      |      | Category Related      |    |      |      | Children<br>Under 21 | Other*<br>(SFO) |
|                               | OAA           | AB | APTD | AFDC | OAA                   | AB | APTD | AFDC |                      |                 |
| Prescribed Drugs              | x             | x  | x    | x    | x                     | x  | x    | x    |                      |                 |
| Inpatient Hospital Care       | x             | x  | x    | x    | x                     | x  | x    | x    |                      |                 |
| Outpatient Hospital Care      | x             | x  | x    | x    | x                     | x  | x    | x    |                      |                 |
| Laboratory & X-ray Service    | x             | x  | x    | x    | x                     | x  | x    | x    |                      |                 |
| Skilled Nursing Home Services | x             | x  | x    | x    | x                     | x  | x    | x    |                      |                 |
| Physician Services            | x             | x  | x    | x    | x                     | x  | x    | x    |                      |                 |
| Dental Services               | x             | x  | x    | x    | x                     | x  | x    | x    |                      |                 |

Other Benefits:

Home health care; eyeglasses; optometric services; services to aged patients in mental hospitals.

\*SFO - State Funds Only - Federal matching for administrative costs.

II. EXPENDITURES FOR DRUGS. Payments to Pharmacists by fiscal year ending June 30:

(Dollar Amounts in Thousands)

| CATEGORY        | 1965 | 1966    | 1967    | 1968    | 1969                           |         |
|-----------------|------|---------|---------|---------|--------------------------------|---------|
|                 |      |         |         |         | Persons Eligible <sup>1/</sup> |         |
| OAA             |      | \$1,462 | \$2,877 | \$2,116 | 38,000                         | \$2,232 |
| MAA             |      | 470     | 653     | 510     | 10,000                         | 504     |
| AB              |      |         |         |         |                                |         |
| APTD            |      | 1,071   | 2,088   | 1,569   | 29,000                         | 1,735   |
| AFDC            |      | 583     | 1,127   | 744     | 21,000                         | 812     |
| Medically Needy |      |         |         |         | 108,000                        |         |
| MN Aged         |      |         |         |         |                                |         |
| MN Blind        |      |         |         |         |                                |         |
| MN Disabled     |      |         |         |         |                                |         |
| MN Children     |      |         |         |         |                                |         |
| Total           |      | \$3,596 | \$6,745 | \$4,939 | 216,000                        | \$5,283 |

<sup>1/</sup> Persons eligible who received benefits

## NORTH CAROLINA

## MEDICAL ASSISTANCE DRUG PROGRAM UNDER TITLE XIX

## III. How Administered:

The county social services department continues to determine eligibility of applicants for assistance. All eligible recipients receive a Medical Services Authorization card each month from the State Office; counties may issue emergency authorization cards to eligible recipients at any time.

## IV. Provisions Relating to Prescribed Drugs:

## A. General Exclusions (diseases, drug categories, etc.):

Do not pay for non-legend items, except insulin.  
Pay for all legend items.  
Non-legend vitamins are excluded.

## B. Formulary: None

## C. Prescribing or Dispensing Limitations:

1. Terminology: None

2. Quantity of Medication: None

3. Refills: Physician authorized the number of refills desired.

4. Dollar Limits: None

## D. Prescription Charge Formula:

Acquisition cost, plus \$1.75 professional fee.

## V. Miscellaneous Remarks:

Vendor Drug Program for all categories has been in effect since January 1, 1965.

The cost for the first 12 months under Title XIX is estimated at \$75 million for some 350,000 persons. Federal matching funds will be 73.9% of this amount.

Estimated drug expenditures for FY 1970-71 are \$9.7 million.

## NORTH CAROLINA

## MEDICAL ASSISTANCE DRUG PROGRAM UNDER TITLE XIX

Welfare Officials, Consultants and Committees

## 1. Social Services Department Officials:

|  |  |
|--|--|
| Clifton M. Craig<br>Commissioner                         | State Department of Social Services<br>Education Building, Box 2599<br>Raleigh, North Carolina 27603 |
| Robert H. Ward<br>Assistant Commissioner                 | " "  |
| L. Russell Clark, Chief<br>Finance and Budgets           | " "  |
| Emmett L. Sellers, Director<br>Medical Services Division | " "  |
| William N. Thompson, M.D.<br>Medical Consultant          | " "  |
| J. A. Pearce, D.D.S.<br>Dental Consultant                | " "  |
| Frank F. Yarborough, R.Ph.<br>Pharmacy Consultant        | " "  |

## 2. State Social Services Department Advisory Committees:

## A. Medical Society Advisory Committee:

|   |   |
|---|---|
| Charles W. Byrd, M.D.<br><u>Chairman</u><br>Box 708<br>Dunn | John A. Payne, III, M.D.<br>Box 157<br>Sunbury                |
| John T. Dees, M.D.<br>Box 248<br>Burgaw                     | J. P. McCracken, M.D.<br>609 Vickers Avenue<br>Durham         |
| Richard A. Fewell, M.D.<br>1610 Vaughn Road<br>Burlington   | Charles E. Cummings<br>307-A<br>Doctors Building<br>Asheville |

## Medical Society Advisory Committee (continued):

Norman H. Garrett  
1038 Professional Village  
Greensboro

## B. Pharmacy Advisory Committee:

Don J. Miller, R.Ph.  
Chairman  
Miller's Pharmacy  
Morganton

A. H. Cornwell, R.Ph.  
Economy Drugs  
Lincolnton

Roger H. Sloop  
Warren's Drug Store  
Rural Hall

R. H. Ashworth, R.Ph.  
Ashworth Drugs  
Cary

Edward R. Fuller  
Box 465  
Salisbury 28144

B. Paul Woodard  
Woodard's Pharmacy  
Princeton 27569

3. Executive Officers of State Medical Society and State  
Pharmaceutical Association:

## A. Medical Society:

William N. Hilliard  
Executive Director  
Medical Society of the State of  
North Carolina  
203 Capital Club Building  
Raleigh, North Carolina 27601  
Phone: 919/834-3547

## B. Pharmaceutical Association:

W. J. Smith  
Executive Secretary-Treasurer  
North Carolina Pharmaceutical Association  
Drawer 151  
Chapel Hill, North Carolina 27514  
Phone: 919/942-3551



## NORTH DAKOTA

## MEDICAL ASSISTANCE DRUG PROGRAM (TITLE XIX)

Title XIX Program Began January 1, 1966

## I. BENEFITS PROVIDED AND GROUPS ELIGIBLE

| Type of Benefit               | Money Payment Recipients |    |      |      | Medically Needy (M N) |    |      |      |   |
|-------------------------------|--------------------------|----|------|------|-----------------------|----|------|------|---|
|                               |                          |    |      |      | Category Related      |    |      |      | Children <sup>1</sup> / <sub>Other*</sub> |
|                               | OAA                      | AB | APTD | AFDC | OAA                   | AB | APTD | AFDC | Under 21 (SFO)                            |
| Prescribed Drugs              | x                        | x  | x    | x    | x                     | x  | x    | x    |   |
| Inpatient Hospital Care       | x                        | x  | x    | x    | x                     | x  | x    | x    |   |
| Outpatient Hospital Care      | x                        | x  | x    | x    | x                     | x  | x    | x    |   |
| Laboratory & X-ray Service    | x                        | x  | x    | x    | x                     | x  | x    | x    |   |
| Skilled Nursing Home Services | x                        | x  | x    | x    | x                     | x  | x    | x    |   |
| Physician Services            | x                        | x  | x    | x    | x                     | x  | x    | x    |   |
| Dental Services               | x                        | x  | x    | x    | x                     | x  | x    | x    |   |

Other Benefits: Chiropractors; licensed practical nurses; optometrists; osteopaths; physical therapists; podiatrists; registered nurses; home health care; private duty nursing; clinic; occupational and speech therapy; prosthetics; transportation; whole blood.

\*SFO - State Funds Only - Federal matching for administrative costs.

## II. EXPENDITURES FOR DRUGS. Payments to Pharmacists by fiscal year ending June 30:

(Amounts in Thousands)

| CATEGORY    | 1965  | 1966     | 1967    | 1968    | 1969    |
|-------------|-------|----------|---------|---------|---------|
| OAA         | \$362 | \$628    | \$ 388  | \$ 395  | \$ 330  |
| MAA         | 236   | <u>2</u> |         |         |         |
| AB          | 5     | 5        | 6       | 9       | 7       |
| APTD        | 179   | 212      | 206     | 238     | 210     |
| AFDC        | 89    | 106      | 123     | 146     | 128     |
| MN Aged     |       |          | 261     | 307     | 266     |
| MN Blind    |       |          | 1       | 1       | 1       |
| MN Disabled |       |          | 55      | 71      | 75      |
| MN Children |       |          | 11      | 20      | 19      |
| Foster Care |       |          | 7       | 8       | 7       |
| Total       | \$871 | \$951    | \$1,058 | \$1,195 | \$1,043 |

<sup>1</sup>/ Foster care children<sup>2</sup>/ MAA program discontinued January 1, 1966. MAA included with OAA figures for FY 1966.

## NORTH DAKOTA

## MEDICAL ASSISTANCE DRUG PROGRAM UNDER TITLE XIX

## III. How Administered:

By 53 county welfare boards, units of county government, under the supervision of the Public Welfare Board of North Dakota.

## IV. Provisions Relating to Prescribed Drugs:

A. General Exclusions (diseases, drug categories, etc.):  
None

B. Formulary: None

C. Prescribing or Dispensing Limitations:

1. Terminology: None

2. Quantity of Medication: None

3. Refills: No-Refill Policy was instituted effective January 1, 1968.

4. Dollar Limits: None

D. Prescription Charge Formula:

Effective July 1, 1969 a uniform maximum pricing schedule was adopted and made a part of the provider's agreement form. Prescriptions will be paid for as billed up to the maximum provided for in the uniform pricing schedule.

## V. Miscellaneous Remarks:

Retail pharmacists send billings to county departments who forward them to state office for audit and payment.

## NORTH DAKOTA

## MEDICAL ASSISTANCE DRUG PROGRAM UNDER TITLE XIX

Welfare Officials, Consultants and Committees

## 1. Public Welfare Board Officials:

|   |  |
|---|--|
| Leslie O. Ovre<br>Executive Director                                      | State Public Welfare Board<br>Capitol Building<br>Bismarck, North Dakota 58501 |
| Gottfried J. Kuhn, Director<br>Medical Services                           | " "  |
| G. A. Hample, Director<br>Division of Research<br>and Statistics          | " "  |
| Robert W. Henderson, M.D.<br>Medical Consultant                           | " "  |
| Paul W. Freise, M.D.<br>Medical Consultant<br>Crippled Children's Program | " "  |
| Al Doerr, R.Ph.<br>Pharmaceutical Consultant                              | 1208 S. Highland Acres Road<br>Bismarck, North Dakota 58501                    |

## 2. State Public Welfare Board Advisory Committees:

## A. Medical Care Advisory Committee:

|   |  |
|---|--|
| James R. Amos, M.D.<br>State Health Officer<br>North Dakota State<br>Department of Health<br>Bismarck 58501 | E. Louise Gronlund, R.N. (Miss)<br>Director<br>Public Health Nursing<br>Fargo 58102                      |
| Robert H. DeLano, M.D.<br>Northwood Clinic<br>Northwood 58267   | Harvey C. Hanson, Exec. Dir.<br>N.D. Hospital Association<br>27½ South Third Street<br>Grand Forks 58201 |
| Al Doerr, Secretary-Treas.<br>N.D. Pharmaceutical Assoc.<br>1208 S. Highland Acres Road<br>Bismarck 58501   | R. H. Harwood, M.D.<br>Dean, School of Medicine<br>University of North Dakota<br>Grand Forks 58201       |

## Medical Care Advisory Committee (continued):

Donald G. McIntyre, M.D.  
Johnson Clinic  
Rugby 58358

J.V. Miles, M.D.  
Childrens's Clinic  
Jamestown 58401

D.L. Moum, D.D.S.  
414½ West Main. St.  
Mandan 58554

Donald G. Nash, Manager  
Wahpeton Rehabilitation  
Center  
1400 North Seventh  
Wahpeton 58075

Emil Wieland, Adm.  
Jamestown Hospital  
Jamestown 58401

F.W. Paulsberg, Admin.  
Lutheran Home of the Good  
Shepherd  
New Rockford 58356

Clark Robinson, President  
North Dakota Farm Bureau  
Coleharbot 58531

E.W. Smith, President  
North Dakota Farmers Union  
428 S.W. Second  
Jamestown 58401

Mrs. R.W. Wheeler  
1231 East Highland Acres  
Road  
Bismarck 58501

- B. Physicians; Advisory Committee: 11 members, M.D.'s
  - C. Hospital Administrators' Advisory Committee: 5 members
  - D. Nursing Home Administrators' Advisory Committee: 5 members
  - E. Pharmacy: A committee of five, the Director of the State Pharmaceutical Association shall be one of the five R.Ph's.
  - F. Dentistry: A committee of two
3. Executive Officers of State Medical Society and State Pharmaceutical Association:

## A. Medical Society:

Lyle A. Limond  
Executive Secretary  
N.D. State. Medical Assoc.  
Suite 307  
Elks Office Building  
(Box 1198)  
Bismarck, N.D. 58501  
Phone: (701) 2239475

## B. Pharmaceutical Association

Al Doerr  
Secretary-Treasurer  
N.D. Pharmaceutical Assoc.  
1208 S. Highland Acres Road  
Bismarck, N.D. 58501  
Phone: (701) 255-1715

OHIO

MEDICAL ASSISTANCE DRUG PROGRAM (TITLE XIX)

Title XIX Program Began July 1, 1966

I. BENEFITS PROVIDED AND GROUPS ELIGIBLE

| Type of Benefit               | Money Payment Recipients |    |      |      | Medically Needy (M N) |    |      |      |          |        |
|-------------------------------|--------------------------|----|------|------|-----------------------|----|------|------|----------|--------|
|                               |                          |    |      |      | Category Related      |    |      |      | Children | Other* |
|                               | OAA                      | AB | APTD | AFDC | OAA                   | AB | APTD | AFDC | Under 21 | (SFO)  |
| Prescribed Drugs              | x                        | x  | x    | x    |                       |    |      |      |          |        |
| Inpatient Hospital Care       | x                        | x  | x    | x    |                       |    |      |      |          |        |
| Outpatient Hospital Care      | x                        | x  | x    | x    |                       |    |      |      |          |        |
| Laboratory & X-ray Service    | x                        | x  | x    | x    |                       |    |      |      |          |        |
| Skilled Nursing Home Services | x                        | x  | x    | x    |                       |    |      |      |          |        |
| Physician Services            | x                        | x  | x    | x    |                       |    |      |      |          |        |
| Dental Services               | x                        | x  | x    | x    |                       |    |      |      |          |        |

Other Benefits:

Home health care; prostheses; physical therapy; private duty nursing; oxygen; medical supplies and equipment; rental-purchase of durable medical equipment; transportation.

\*SFO - State Funds Only - Federal matching for administrative costs.

II. EXPENDITURES FOR DRUGS. Payments to Pharmacists by fiscal year ending June 30:

| CATEGORY | (Amounts in Thousands) |         |         |          |          |
|----------|------------------------|---------|---------|----------|----------|
|          | 1965                   | 1966    | 1967    | 1968     | 1969     |
| OAA      | \$5,100                | \$5,390 | \$5,621 | \$ 6,137 | \$ 7,504 |
| MAA      |                        |         |         |          |          |
| AB       | 151                    | 183     | 206     | 207      | 257      |
| APTD     | 1,223                  | 1,416   | 1,418   | 2,012    | 3,049    |
| AFDC     | 561                    | 866     | 1,175   | 2,213    | 3,463    |
| Total    | \$7,035                | \$7,855 | \$8,420 | \$10,569 | \$14,273 |

## OHIO

## MEDICAL ASSISTANCE DRUG PROGRAM UNDER TITLE XIX

## III. How Administered:

Effective July 1, 1966 administration of the Drug Program was centralized at the State level under the State Dept. of Public Welfare.

## IV. Provisions relating to prescribed drugs:

- A. General: (diseases, drug categories, etc.):  
Will pay for drugs prescribed by a physician, and medical supplies for use at home. Medicine chest items are purchased out of money allowance for personal needs.
- B. Formulary: None
- C. Prescribing or dispensing limitations:
  1. Terminology:: None
  2. Quantity of Medication: The amount of drugs prescribed for a chronic illness should be the amount in the original container most closely approximating one month's supply. Each prescription is not to exceed a 30 - day supply in nursing homes.
  3. Refills: Require new written order or prescription in nursing homes.
  4. Dollar Limits: None
- D. Prescription charge formula: Drugs classed as essential will be paid for based on the wholesale price plus a markup of 50%. Non legend drugs with a Fair Trade price will be paid for at the Fair Trade price, others at wholesale cost plus 50%. A fee of 30¢ is allowed for broken lot prescriptions. Minimum charge of \$1.00 may be made for any prescription. A pricing schedule has been adopted for compounded prescriptions. Prices charged to state may not exceed charges to private-pay patients.

NPC

V. Miscellaneous Remarks:

In the interest of economy, generic prescriptions consistent with quality are encouraged. Generic prescriptions must be filled with the most economical generic drug in stock. Standards of quality for drugs shall be those set forth in the U.S.P. or N.F., where applicable. All drugs shall be products of reputable manufacturers.

Ohio physicians are encouraged to prescribe for their patients who are receiving Medical Assistance as they would for their private-pay patients.

## OHIO

## MEDICAL ASSISTANCE DRUG PROGRAM UNDER TITLE XIX

Welfare Officials, Consultants and Committees

## 1. Welfare Department Officials:

|  |   |
|--|---|
| Denver L. White, Director  | State Dept of Public Welfare<br>Executive Offices<br>408 East Town Street<br>Columbus, Ohio 43215 |
| Robert B. Canary<br>Assistant Director   | " "   |
| Clarence V. Tittle, Chief<br>Div. of Medical Assistance  | Oak and Ninth Streets<br>Columbus, Ohio 43215   |
| Frederick J. Zuber, Chief<br>Div. of Medical Assistance  | State Dept. of Public Welfare<br>408 East Town Street<br>Columbus, Ohio 43215                     |
| J. Herman Reinke, Asst. Chief<br>Div. of Medical Assistance  | " "   |
| Roger Williams, Chief<br>Div. of Administrative Services   | " "   |
| Edgar Crouch, ACSW, Supervisor<br>Medical Consultation Unit  | " "   |
| William D. Paul, M.D.<br>Medical Consultant<br>Medical Consultation Unit<br>Div. of Medical Assistance         | " "   |
| Ray T. Quillen, Ph. C.<br>Pharmaceutical Consultant<br>Medical Consultation Unit<br>Div. of Medical Assistance | " "   |
| Everett R. Steece, Chief<br>Bureau of Services<br>for the Blind  | 85 South Washington Avenue<br>Columbus Ohio 43215   |
| Elizabeth R. Aplin, M.D.<br>Medical Director<br>Crippled Children Services                                     | 527 South High Street<br>Columbus, Ohio   |



## 2. State Welfare Department Medical Assistance Advisory Committee:

Harry Richter, Chairman  
Vice-President  
Ohio National Bank  
51 North High Street  
Columbus 43215

Frederick A. Breyer  
Director  
Hamilton County Welfare Dept.  
628 Sycamore Street  
Cincinnati 45202

Wilbert Briggs, O.D.  
210 North Chestnut Street  
Barnesville 43713

Frank Brockmeyer  
UAW Regional Office  
1515 West Lane Avenue  
Columbus 43221

Harold G. Curtis, M.D.  
Health Commissioner  
County of Cuyahoga  
Cuyahoga County Board of Health  
210 St. Clair Avenue, N.W.  
Cleveland 44113

Morris S. Dixon, M.D.  
The Wooster Clinic  
1740 Cleveland Road  
Wooster 44691

Frances Edwards, R.N. (Mrs.)  
The Elizabeth Ann Nursing Home  
719 Rawling Street  
Washington C.H. 43160

Jack Farrington  
Executive Director  
Ohio Valley Health Services  
Foundation  
Box 845, Dormitory Drive  
Davis Hall  
Athens 45701

June Fiecoat (Mrs.)  
Ohio Department of Mental  
Hygiene and Correction  
65 South Front Street  
Columbus 43215

Howard C. Franz, President  
Blue Cross of Central Ohio  
174 East Long Street  
Columbus 43215

Thomas A. Gardner, M.D.  
Assistant Director  
Ohio Department of Health  
450 East Town Street  
Columbus 43215

Albert R. Hanna  
Administrator  
Dettmer Hospital  
3130 North Dixie Highway  
Troy 45373

Paul A. Jones, M.D.  
838 Market Street  
Zanesville 43701

L. Bruce Levering  
Hillcrest Nursing Home  
Route #3  
Fredericktown 43019

Robert C. Russell  
M & R Drugs  
2 East Main Street  
Troy 45373

Father David Schilder  
Assistant Rector  
St. Timothy's  
1088 Thomas Lane  
Columbus 43220

State Welfare Department Medical Assistance Advisory Committee  
(continued):

Burton Shildhouse  
UCC  
631 Oak Street  
Columbus 43215

David Smith, D.O.  
3140 Lincoln Way E.  
Massilon 44646

Mrs. C. C. Shively  
5821 Olentangy Boulevard  
Worthington 43085

Charles Young, D.D.S.  
700 Bryden Road  
Columbus 43215

3. Executive Officers of State Medical Society and State  
Pharmaceutical Association:

## A. Medical Society:

Hart F. Page  
Executive Secretary  
Ohio State Medical Association  
17 South High Street  
Columbus, Ohio 43215  
Phone: 614/228-6971

## B. Pharmaceutical Association:

John F. Kirwin  
Executive Secretary  
Ohio State Pharmaceutical Association  
40 South Third Street  
Columbus, Ohio 43215  
Phone: 614/221-2391

## OKLAHOMA

## MEDICAL ASSISTANCE DRUG PROGRAM (TITLE XIX)

Title XIX Program Began January 1, 1966

## I. BENEFITS PROVIDED AND GROUPS ELIGIBLE

| Type of Benefit               | Money Payment Recipients |    |      |      | Medically Needy (M N) |   |   |   |                   |              |   |
|-------------------------------|--------------------------|----|------|------|-----------------------|---|---|---|-------------------|--------------|---|
|                               | OAA                      | AB | APTD | AFDC | Category Related      |   |   |   | Children Under 21 | Other* (SFO) |   |
| Prescribed Drugs              |                          |    |      |      |                       |   |   |   |                   |              |   |
| Inpatient Hospital Care       | x                        | x  | x    | x    | x                     | x | x | x | x                 | x            | x |
| Outpatient Hospital Care      | x                        | x  | x    | x    |                       |   |   |   |                   |              |   |
| Laboratory & X-ray Service    | x                        | x  | x    | x    |                       |   |   |   |                   |              |   |
| Skilled Nursing Home Services | x                        | x  | x    | x    | x                     | x | x | x | x                 | x            | x |
| Physician Services            | x                        | x  | x    | x    | x                     | x | x | x | x                 | x            | x |
| Dental <u>1/</u> Services     | x                        | x  | x    | x    | x                     | x | x | x | x                 | x            | x |
| Other Benefits:               |                          |    |      |      |                       |   |   |   |                   |              |   |

\*SFO - State Funds Only - Federal matching for administrative costs.

## II. EXPENDITURES FOR DRUGS. Payments to Pharmacists by fiscal year ending June 30:

(Amounts in Thousands)

| CATEGORY | 1965 | 1966 | 1967 | 1968 | 1969 |
|----------|------|------|------|------|------|
| OAA      |      |      |      |      |      |
| MAA      |      |      |      |      |      |
| AB       |      |      |      |      |      |
| APTD     |      |      |      |      |      |
| AFDC     |      |      |      |      |      |
| Total    |      |      |      |      |      |

1/ For emergency care only

OKLAHOMA

MEDICAL ASSISTANCE DRUG PROGRAM UNDER TITLE XIX

III. How Administered:

Directly by the State Department of Public Welfare through its 77 county offices.

IV. Provisions Relating to Prescribed Drugs:

There is no state vendor drug program. However, for children in individual instances in exceptional cases, drugs may be supplied through the Crippled Children's Program.

Money payments include \$17 per month for drugs for all adult public assistance programs.

1970

## OKLAHOMA

## MEDICAL ASSISTANCE DRUG PROGRAM UNDER TITLE XIX

Welfare Officials, Consultants and Committees

## 1. Welfare Department Officials:

|  |  |
|--|--|
| L. E. Rader, Director  | State Dept. of Public Welfare<br>P. O. Box 25352<br>Sequoyah Memorial Office Bldg.<br>Oklahoma City, Okla. 73105 |
| James R. Overfelt<br>Administrative Asst., Supervisor<br>Div. of State Homes and Schools                                   | " "  |
| Mrs. Vera J. Davis, Supervisor<br>Div. of Assistance Payments and<br>Adult, Medical, Social and<br>Rehabilitative Services | " "  |
| John J. Hoppis, Supervisor<br>Special Unit on Aging  | " "  |
| N. R. Timmons, Supervisor<br>Division of Finance   | " "  |
| Bertha M. Levy, M.D.<br>Supervisor, Medical Units  | " "  |
| Paul A. Reed, M.D.<br>Supervisor<br>Medical Evaluation Unit  | " "  |
| Mrs. Helen Gouin, R.Ph.<br>Pharmaceutical Consultant   | " "  |
| George F. McDonnold, M.D.<br>Consultant, Medical Services  | " "  |

(Department employs both full-time and part-time physicians.)

## 2. State Welfare Department Advisory Committee on Medical Care for Public Assistance Recipients:

|   |   |
|---|---|
| Walter E. Brown, M.D.<br>(Chairman)<br>P.O. Box 3718<br>2020 South Xanthus<br>Tulsa 74104 | Riley A. Hill, M.D.<br>4901 South Pennsylvania<br>Oklahoma City 73119 |
|---|---|

## Advisory Committee on Medical Care (continued):

Jearld Smart  
Box 1413  
Wewoka 74884

Wiley Sparkman  
Box 426  
Grove 74344

L. C. Baxter, Administrator  
Oklahoma Osteopathic Hospital  
744 West 9th  
Tulsa 74127

Helen Gouin (Mrs.)  
1208 Avondale  
Norman 73069

Richard Luttrell  
Administrator  
Norman Municipal Hospital  
Norman 74111  
George A. Miller  
1021 East 6th Street  
Ada 74820

Hillard E. Denyer, M.D.  
416 East Second  
Bartlesville 74003

Eugene F. Ross, D.O.  
17 West Chickasaw  
Lindsay 73052

George R. Russell, M.D.  
3143 East 58th Street  
Tulsa 74105

John Schilling, M.D.  
Department of Surgery  
University Medical Center  
800 N.E. 13th Street  
Oklahoma City 73104

Richard D. Stansberry, M.D.  
1211 North Shartel  
Oklahoma City 73103

Robert Sukman, M.D.  
3141 N.W. Expressway  
Oklahoma City 73112

S. D. Tomlinson, D.S.C.  
3101 Classen Boulevard  
Oklahoma City 73118

Frances Waddle, R.N. (Miss)  
513 Sequoyah Building  
Oklahoma City 73105

Kenneth Wallace, Administrator  
St. John's Hospital  
1923 South Utica  
Tulsa 74104

Otho R. Whiteneck, D.D.S.  
401 Broadway Tower  
Enid 73701

James A. Young, D.O.  
Vici 73859

Jay Henry  
Baptist Memorial Hospital  
5800 N.W. Grand Boulevard  
Oklahoma City 73112

3. Executive Officers of State Medical Society and State  
Pharmaceutical Association:

A. Medical Society:

Don Blair  
Executive Director  
Oklahoma State Medical Association  
P.O. Box 18696  
601 N.W. Expressway  
Oklahoma City, Oklahoma 73118  
Phone: 405/842-3361

B. Pharmaceutical Association:

W. A. Taylor  
Executive Secretary  
Oklahoma Pharmaceutical Association  
Box 18731  
Oklahoma City, Oklahoma 73118  
Phone: 405/528-4108





## OREGON

## MEDICAL ASSISTANCE DRUG PROGRAM (TITLE XIX)

Title XIX Program Began July 1, 1967

## I. BENEFITS PROVIDED AND GROUPS ELIGIBLE

| Type of Benefit               | Money Payment |    |      |      | Medically Needy (M N) |    |      |      |          |        |
|-------------------------------|---------------|----|------|------|-----------------------|----|------|------|----------|--------|
|                               | Recipients    |    |      |      | Category Related      |    |      |      | Children | Other* |
|                               | OAA           | AB | APTD | AFDC | OAA                   | AB | APTD | AFDC | Under 21 | (SFO)  |
| Prescribed Drugs              | x             | x  | x    | x    |                       |    |      |      |          |        |
| Inpatient Hospital Care       | x             | x  | x    | x    |                       |    |      |      |          |        |
| Outpatient Hospital Care      | x             | x  | x    | x    |                       |    |      |      |          |        |
| Laboratory & X-ray Service    | x             | x  | x    | x    |                       |    |      |      |          |        |
| Skilled Nursing Home Services | x             | x  | x    | x    |                       |    |      |      |          |        |
| Physician Services            | x             | x  | x    | x    |                       |    |      |      |          |        |
| Dental Services               | x             | x  | x    | x    |                       |    |      |      |          |        |

\*SFO - State Funds Only - Federal matching for administrative costs.

## II. EXPENDITURES FOR DRUGS. Payments to Pharmacists by fiscal year ending June 30:

(Dollar Amounts in Thousands)

| CATEGORY                                    | 1966  | 1967    | 1968                       |                            | 1969                       |                            |
|---|-------|---------|----------------------------|----------------------------|----------------------------|----------------------------|
|   |       |         | Persons Eligible <u>1/</u> | Persons Eligible <u>2/</u> | Persons Eligible <u>2/</u> | Persons Eligible <u>2/</u> |
| OAA   | \$247 | \$ 464  | 9,674                      | \$ 568                     | 13,428                     | \$ 621                     |
| MAA   |       | 55      |                            |                            |                            |                            |
| AB  | 14    | 15      | 539                        | 18                         | 602                        | 21                         |
| APTD  | 406   | 309     | 5,326                      | 299                        | 6,710                      | 336                        |
| AFDC  | 152   | 197     | 40,577                     | 228                        | 80,341                     | 265                        |
| Total Medical Assistance General Assistance | 819   | 1,040   | 56,116                     | 1,113                      | 101,081                    | 1,243                      |
| Foster Care                                 | 8     | 11      | 4,023                      | 12                         | 3,541                      | 14                         |
| Medically Needy                             |       |         | 4,975                      |                            |                            |                            |
| Grand Total                                 | \$876 | \$1,106 | 71,527                     | \$1,202                    | 114,077                    | \$1,314                    |

1/ For October 19682/ For January 1970, including Categorically Related

## OREGON

## MEDICAL ASSISTANCE DRUG PROGRAM UNDER TITLE XIX

## III. How Administered:

By 36 county Departments of Public Welfare under the supervision of the State Public Welfare Division. All drug funds are centralized at state levels and pharmacists send bills to state office.

## IV. Provisions Relating to Prescribed Drugs:

- A. General Exclusions (diseases, drug categories, etc.): Drugs for treatment of psychoses and tuberculosis which are obtainable through State Board of Health.
- B. Formulary: A formulary of approximately 188 basic drugs established for welfare medical care. Revisions issued as drugs are added or deleted from basic drug list or prices change. Formulary written in generic terminology.
- C. Non-Formulary: Prior approval from state reviewing physician must be obtained for drugs such as tranquilizers not included in the formulary.
- D. Prescribing or Dispensing Limitations:
  1. Terminology: Generic prescribing is specifically encouraged by formulary but is not mandatory.
  2. Quantity of Medication: The prescription charge schedule applicable to formulary drugs is geared to a 90-day maximum supply of the prescribed item but physicians prescribe quantities needed. Non-formulary authorization limited to 6-month supply or 5 refills, whichever is lesser.
  3. Refills - Formulary Drugs: Each provision of formulary drug is billed under a separate prescription number.
  4. Refills - Exceptional Drugs: Refills under each approval may be billed under a single prescription number.
  5. Dollar Limits: None.

## E. Prescription Charge Formula:

Schedule is based on wholesale cost plus 50%, plus 85¢ professional fee. The pharmacist is instructed to use a medication agent which complies with the formulary ceiling prices. Pharmacists to charge fair market or "going rates for area" if less than formula price.

## V. Miscellaneous Remarks:

Public Welfare Division supports policy that welfare drugs, to be paid by welfare, should be dispensed by community pharmacies and not handled by state-owned dispensaries.

## OREGON

## MEDICAL ASSISTANCE DRUG PROGRAM UNDER TITLE XIX

Welfare Officials, Consultants and Committees

## 1. Welfare Department Officials:

|   |   |
|---|---|
| Andrew F. Juras<br>Administrator  | Public Welfare Division<br>422 Public Service Building<br>Salem, Oregon 97310 |
| Delmar E. Domke, M.D.<br>Medical Director<br>Medical Assistance Section | " "   |
| Leo T. Hegstrom, Asst. Administrator<br>for Business Services           | " "   |
| Geraldine Derby, Asst. Administrator<br>for Program Services            | " "   |

## 2. Welfare Department Consultants:

## A. Physicians (Part-time):

Consultants to State Review Team -

|   |  |
|---|--|
| Charles Gray, M.D.                      | 940 Downs Street, South<br>Salem 302     |
| Walter Fairfax, M.D.<br>(Ophthalmology) | 2485 Center Street, N.E.<br>Salem        |
| James Hogue, M.D.                       | 740 Winter Street, S.E.<br>Salem 97301   |
| Charles W. Norris, M.D.                 | 141 Lancaster Drive, N.E.<br>Salem 97301 |

Consultants to Medical Assistance Section -

|  |   |
|--|---|
| Raymond W. Hart, D.M.D.<br>(Dental)    | 2250 Strong Road, S.E.<br>c/o Fairview Hospital and<br>Training Center<br>Salem 97310 |
| Reid R. Kimball, M.D.<br>(Psychiatric) | 740 Winter Street, S.E.<br>Salem 97301  |

## Welfare Department Consultants (continued):

## B. Pharmacist (Part-time):

|                            |   |
|----------------------------|---|
| George H. Swartsley, R.Ph. | South Salem Pharmacy<br>1120 Commercial Street, S.E.<br>Salem |
|----------------------------|---|

## 3. Welfare Department Advisory Committees:

## A. Governor's Advisory Committee on Medical Assistance for the Under-privileged:

|                                      |               |
|--------------------------------------|---------------|
| Dr. Earle L. Hunter, <u>Chairman</u> | - McMinnville |
| John Arnett                          | - Redmond     |
| Dr. Carl G. Ashley                   | - Portland    |
| James J. Bensel                      | - Portland    |
| Richard D. Blickenstaff              | - Eugene      |
| Carla Chamberlain (Miss)             | - The Dalles  |
| Loretta Daniel (Mrs.)                | - Cheshire    |
| Dorothea Fitzgerald (Mrs.)           | - Salem       |
| Judge Paul W. Jones                  | - Heppner     |
| Dr. Donald F. Kelly                  | - Portland    |
| Dr. Robert B. Litin                  | - Eugene      |
| Dr. Donald D. Parker                 | - Lake Oswego |
| Dr. John H. Price                    | - Medford     |
| John B. Spalding                     | - Portland    |
| Irwin F. Wedel                       | - Salem       |

## B. Drug and Pharmacy Review Committee:

Physicians:

|                         |                               |
|-------------------------|-------------------------------|
| Robert J. Condon, M.D.  | 419 N.W. 23rd<br>Portland     |
| Ralph P. Harpole, M.D.  | 1920 N.W. Johnson<br>Portland |
| H. Douglas Walker, M.D. | 495 Oakway Road<br>Eugene     |

Pharmacists:

|                     |                                      |
|---------------------|--------------------------------------|
| Dareld Brown, R.Ph. | 4425 McKenzie Highway<br>Springfield |
| Lynn Wolf, R.Ph.    | 4800 North Lombard<br>Portland       |

Pharmacists (continued):

Howard D. Steinbach, R.P.M.

565 S.E. Allen  
BeavertonElton McCawley, Ph.D.  
Professor of PharmacologyUniversity of Oregon  
Medical School  
3181 S.W. Sam Jackson  
Park Road  
Portland

## C. County Medical Advisors:

Local medical consultants are available in a majority of  
the 36 counties.4. Executive Officers of State Medical Society and State  
Pharmaceutical Association:

## A. Medical Society:

Robert O. Bissell  
Executive Director  
Oregon Medical Association  
2164 S.W. Park Place  
Portland, Oregon 97205  
Phone: 503/226-1555

## B. Pharmaceutical Association:

Henry A. Speckman  
Manager  
Oregon State Pharmaceutical Association  
459 High Street, S.E.  
Five Oaks Building  
Salem, Oregon 97301  
Phone: 503/585-4887

## PENNSYLVANIA

## MEDICAL ASSISTANCE DRUG PROGRAM (TITLE XIX)

Title XIX Program Began January 1, 1966

## I. BENEFITS PROVIDED AND GROUPS ELIGIBLE

| Type of Benefit               | Money Payment Recipients |    |      |      | Medically Needy (M N) |    |      |      |          |        |
|-------------------------------|--------------------------|----|------|------|-----------------------|----|------|------|----------|--------|
|                               |                          |    |      |      | Category Related      |    |      |      | Children | Other* |
|                               | OAA                      | AB | APTD | AFDC | OAA                   | AB | APTD | AFDC | Under 21 | (SFO)  |
| Prescribed Drugs              | x                        | x  | x    | x    |                       |    |      |      |          |        |
| Inpatient Hospital Care       | x                        | x  | x    | x    | x                     | x  | x    | x    | x        | x      |
| Outpatient Hospital Care      | x                        | x  | x    | x    | x                     | x  | x    | x    | x        | x      |
| Laboratory & X-ray Service    | x                        | x  | x    | x    | x                     | x  | x    | x    | x        | x      |
| Skilled Nursing Home Services | x                        | x  | x    | x    | x                     | x  | x    | x    | x        | x      |
| Physician Services            | x                        | x  | x    | x    | x                     | x  | x    | x    | x        | x      |
| Dental Services               | x                        | x  | x    | x    |                       |    |      |      |          |        |
| Other Benefits:               |                          |    |      |      |                       |    |      |      |          |        |

\*SFO - State Funds Only - Federal matching for administrative costs.

## II. EXPENDITURES FOR DRUGS. Payments to Pharmacists by fiscal year ending June 30:

| CATEGORY | (Amounts in Thousands) |         |         |         |          |
|----------|------------------------|---------|---------|---------|----------|
|          | 1965                   | 1966    | 1967    | 1968    | 1969     |
| OAA      | \$1,902                | \$2,446 | \$2,341 | \$2,561 | \$ 3,306 |
| MAA      |                        |         |         |         |          |
| AB       | 577                    | 731     | 733     | 798     | 601      |
| APTD     | 1,005                  | 1,326   | 1,437   | 1,637   | 2,157    |
| AFDC     | 2,431                  | 2,871   | 2,608   | 3,220   | 5,091    |
| Total    | \$5,915                | \$7,374 | \$7,119 | \$8,216 | \$11,155 |

## PENNSYLVANIA

## MEDICAL ASSISTANCE DRUG PROGRAM UNDER TITLE XIX

## III. How Administered:

Directly by the Bureau of Medical Assistance, Office of Medical Services and Facilities; indirectly by the Office of Family Services of the State Department of Public Welfare through County Boards of Assistance in 67 counties.

## IV. Provisions Relating to Prescribed Drugs:

## A. General Exclusions (diseases, drug categories, etc.):

Veneral diseases and pulmonary tuberculosis. Lozenges, troches, anti-obesity drugs, medicine chest supplies and drugs available through state and local health departments.

Prior approval required for vitamin preparations, anti-obesity drugs, liver extracts and specified non-drug items.

## B. Formulary: Non-compulsory Drug Formulary was introduced July 1966. It is estimated that this is used by 90% of the participating vendors of health service. It lists 1368 drugs.

## C. Prescribing or Dispensing Limitations:

1. Terminology: None

2. Quantity of Medication: Maximum allowed is a 45-day supply.

3. Refills: Do not allow refills, but physicians can authorize renewals.

4. Dollar Limits: Prescriptions costing more than \$10 require prior authorization from the county assistance office. Those over \$50 require prior authorization of State Office of Public Assistance.

## D. Prescription Charge Formula:

Drug Formulary cost plus 50%. Minimum charge of 75¢ per prescription. Charge for welfare prescription must not exceed non-welfare prescription charge.



V. Miscellaneous Remarks:

The State estimated that 705,000 persons (or about 6% of the total population) would receive medical assistance under Title XIX during 1970-71.

## PENNSYLVANIA

## MEDICAL ASSISTANCE DRUG PROGRAM UNDER TITLE XIX

Welfare Officials, Consultants and Committees

## 1. Welfare Department Officials:

|                                |  |
|--------------------------------|--|
| Stanley A. Miller<br>Secretary | Department of Public Welfare<br>Health and Welfare Building<br>Harrisburg, Pa. 17120 |
|--------------------------------|--|

|   |     |
|---|-----|
| Alfred C. Kraft, M.D., Commissioner<br>Office of Medical Services<br>and Facilities | " " |
|---|-----|

|   |                                 |
|---|---------------------------------|
| Glenn Johnson<br>Medical Assistance Administrator<br>Bureau of Medical Assistance | Box 91<br>Middletown, Pa. 17057 |
|---|---------------------------------|

|  |  |
|--|--|
| William G. Shoemaker, Director<br>Utilization Review<br>Bureau of Medical Assistance | Ironstone Ridge Estates<br>Hickory Drive, R.D. #1<br>Carlisle, Pa. 17013 |
|--|--|

## 2. Medical Assistance Advisory Council:

(Figures in parentheses indicate number of years of tenure of office.)

|   |  |     |
|---|--|-----|
| Secretary of Public Welfare                                   | Stanley A. Miller<br>Health & Welfare Building, Room 333<br>Harrisburg 17120   |     |
| Commissioner, Office of<br>Medical Services and<br>Facilities | Alfred C. Kraft, M.D.<br>Health & Welfare Bldg., Room 532<br>Harrisburg 17120  |     |
| Pennsylvania Dental<br>Association                            | Wilvor C. Waller, D.D.S.<br>6592 Frankstown Avenue<br>Pittsburgh 15222   | (1) |
| Hospital Association of<br>Pennsylvania                       | Elton W. Barclay, Exec. Director<br>Philadelphia General Hospital<br>34th & Civic Center Boulevard<br>Philadelphia 19104 | (2) |

## Medical Assistance Advisory Council (continued):

|                               |  |     |
|-------------------------------|--|-----|
| Pa. Medical Society           | William G. Ridgway, M.D.<br>115 N. Ninth St., Akron 17501  | (3) |
| Pa. Nurses Association        | Dorothy Wilson, R.N., Chief<br>Community Nursing Services of<br>Philadelphia<br>500 South Broad Street<br>Philadelphia 19146         | (1) |
| Pa. Optometric Association    | Robert J. Morrison, O.D.<br>Green and Division Streets<br>Harrisburg 17110   | (1) |
| Pa. Osteopathic Association   | Alexander W. Mazerski, D.O.<br>36 Jackson Drive, Lancaster 17603   | (2) |
| Pa. Pharmaceutical Assoc.     | Joseph Stern<br>224 N. 6th Street, Reading 19601   | (2) |
| Pa. Podiatry Association      | John R. Zeigler, D.P.M.<br>Chestnut and Market Streets<br>Meadville 16335  | (1) |
| The Senate of Pennsylvania    | The Honorable Edwin G. Holl<br>Main Capitol Bldg., Room 182<br>Harrisburg 17020  |     |
| Department of Health          | J. Thomas Millington, M.D.<br>Director, Bureau of Special<br>Health Services<br>Health & Welfare Bldg., Room 700<br>Harrisburg 17120 |     |
| Temple University             | Thomas W. Georges, Jr., M.D.<br>Broad and Montgomery Streets<br>Philadelphia 19122   | (3) |
| Nursing and Convalescent Home | Milton Jacobs<br>Cedars of Tel-Aviv Nursing Home<br>125 W. Schoolhouse Lane<br>Philadelphia 19144                                    | (2) |
| Non-Profit Nursing Homes      | Edward F. Hunter, Director<br>Phoebe-Devitt Homes<br>1925 Turner St., Allentown 18104  | (2) |
| The House of Representatives  | The Honorable Gerald Kaufman<br>Main Capitol Building, Room 620<br>Harrisburg 17120  |     |

## Medical Assistance Advisory Council (continued):

|                             |  |     |
|-----------------------------|--|-----|
| Cash Recipient              | Linda Bonaparte (Mrs.)<br>1117-B Cumberland Road<br>Harrisburg 17013 | (1) |
| Needy Recipient             | Lillian Stuvians (Mrs.)<br>1431 Sheffield Street<br>Pittsburgh 15233 | (1) |
| Welfare Rights Organization | Viola Saunders (Mrs.)<br>907 North 12th Street<br>Philadelphia 19144 | (3) |

Ex Officio Members:

|  |  |
|--|--|
| Deputy Secretary for Mental<br>Health and Mental Retardation | Joseph Adlestein, M.D.<br>Health & Welfare Bldg., Room 310<br>Harrisburg 17120 |
| Commissioner<br>Office of Family Services                    | Elias S. Cohen<br>Health & Welfare Bldg., Room 416<br>Harrisburg 17120         |
| Medical Assistance<br>Administrator                          | Glenn Johnson<br>Health & Welfare Bldg., Room 423<br>Harrisburg 17120          |

3. Executive Officers of State Medical Society and State  
Pharmaceutical Association:

## A. Medical Society:

John F. Rineman  
Executive Director  
Pennsylvania Medical Society  
Taylor By-Pass and Erford Road  
Lemoyne, Pennsylvania 17043  
Phone: 717/238-1635

## B. Pharmaceutical Association:

Morris E. Blatman  
Secretary-Treasurer  
Pennsylvania Pharmaceutical Association  
508 North Third Street  
Harrisburg, Pennsylvania 17101  
Phone: 717/234-6151

## PUERTO RICO

## MEDICAL ASSISTANCE DRUG PROGRAM (TITLE XIX)

Title XIX Program Began January 1, 1966

## I. BENEFITS PROVIDED AND GROUPS ELIGIBLE

| Type of Benefit               | Money Payment Recipients  |    |      |      | Medically Needy (M N) |    |      |      |                   |              |
|-------------------------------|---|----|------|------|-----------------------|----|------|------|-------------------|--------------|
|                               |   |    |      |      | Category Related      |    |      |      | Children Under 21 | Other* (SFO) |
|                               | OAA   | AB | APTD | AFDC | OAA                   | AB | APTD | AFDC |                   |              |
| Prescribed Drugs              | x   | x  | x    | x    | x                     | x  | x    | x    | x                 | x            |
| Inpatient Hospital Care       | x   | x  | x    | x    | x                     | x  | x    | x    | x                 | x            |
| Outpatient Hospital Care      | x   | x  | x    | x    | x                     | x  | x    | x    | x                 | x            |
| Laboratory & X-ray Service    | x   | x  | x    | x    | x                     | x  | x    | x    | x                 | x            |
| Skilled Nursing Home Services | x   | x  | x    | x    | x                     | x  | x    | x    | x                 | x            |
| Physician Services            | x   | x  | x    | x    | x                     | x  | x    | x    | x                 | x            |
| Dental Services               |   |    |      |      |                       |    |      |      |                   |              |
| Other Benefits:               | Clinic; transportation; rehabilitative and preventive services. |    |      |      |                       |    |      |      |                   |              |

\*SFO - State Funds Only - Federal matching for administrative costs.

## II. EXPENDITURES FOR DRUGS. Payments to Pharmacists during calendar year:

| CATEGORY    | (Dollar Amounts in Thousands) |                    |      |  |
|-------------|-------------------------------|--------------------|------|--|
|             | 1966                          | 1967 <sup>1/</sup> | 1968 | 1969   |
|             |                               | Persons Eligible   |      | Persons Eligible                               |
| OAA         |                               | 22,532             |      | 18,332   |
| MAA         |                               |                    |      |  |
| AB          |                               | 372                |      | 238  |
| APTD        |                               | 11,753             |      | 9,107  |
| AFDC        |                               | 131,283            |      | 73,626 <sup>2/</sup><br>57,913 <sup>3/</sup>   |
| MN Aged     |                               | 110,696            |      | 87,852   |
| MN Blind    |                               | 530                |      | 893  |
| MN Disabled |                               | 31,396             |      | 21,665   |
| MN Children |                               | 1,066,525          |      | 808,340 <sup>2/</sup><br>230,164 <sup>3/</sup> |
| Total       |                               | 1,375,087          |      | 1,176,591                                      |

<sup>1/</sup> The primary source of prescribed drugs are designated hospital pharmacies. Retail pharmacies are used only when necessary.<sup>2/</sup> Dependent children under 21 years of age<sup>3/</sup> Adults in families with dependent children

## PUERTO RICO

## MEDICAL ASSISTANCE DRUG PROGRAM UNDER TITLE XIX

## III. How Administered:

By the Department of Health through the existing regionalized health care system operated by the Commonwealth and Municipal governments. Hospital pharmacies are the primary source of all prescription drugs.

## IV. Provisions Relating to Prescribed Drugs:

Prescribed drugs and biologicals are provided to both inpatients and outpatients in municipal hospitals, health centers, regional hospitals, special hospitals, and rehabilitation centers. All drugs and biologicals provided are approved by the medical staff, and included in a regional hospital formulary. In most small municipal hospitals and health centers, drugs are prescribed by general practitioners without a formulary.

## PUERTO RICO

## MEDICAL ASSISTANCE DRUG PROGRAM UNDER TITLE XIX

Officials, Consultants and Committees

## A. Health Officials, Consultants and Committees:

## 1. Health Department Officials:

|  |   |
|--|---|
| Ernesto Colon Yordan, M.D.<br>Secretary  | Department of Health<br>Stop 19<br>P.O. Box 9342<br>Santurce, Puerto Rico 00908 |
| Emilia Hoyos Rucabado, M.S.<br>Pharmacy Consultant                             | " "   |
| Randolfo Rivera, M.S.<br>Pharmacy Consultant for<br>Medical Assistance Program | " "   |
| Jose Brigman Diaz, B.S.<br>Pharmacy Consultant                                 | " "   |
| Luis A. Cruz Cuevas, Director<br>Medical Assistance Program                    | P.O. Box 10037<br>Caparra Heights Station<br>Puerto Rico 00922                  |

## 2. Puerto Rico Health Department Advisory Committee:

There is a Medical Assistance Advisory Committee which consists of 15 members. These members represent different sectors in the community, as follows:

|                                |   |
|--------------------------------|---|
| Miss Sol Teresa Delgado, S.W.  | - Social Worker                               |
| Jose Robles Gonzalez, S.W.     | - Department of Social Services               |
| Efrain Flores Gallardo, M.H.A. | - P.R. Hospital Association                   |
| Eric Gonzalez                  | - College of Pharmacists                      |
| Vacant                         | - Dentists                                    |
| Vacant                         | - P.R. Medical Association                    |
| Vacant                         | - Medical Sciences Campus                     |
| Vacant                         | - President, Aguadilla<br>Public Health Comp. |
| Dr. Helen Rodriguez Curet      | - Pediatrics                                  |
| Vacant                         | - Public Health Consultant                    |
| Vacant                         | - Psychiatrist                                |

Puerto Rico Health Department Advisory Committee  
(continued):

|                         |                    |
|-------------------------|--------------------|
| Enrique Roman           | - Consumer         |
| Jesus Bordonada         | - Consumer         |
| Ruth Perez Ribie (Mrs.) | - Registered Nurse |

B. Social Services Department Officials:

|                              |   |
|------------------------------|---|
| Efrain Santiago<br>Secretary | Department of Social Services<br>Ponce de Leon Avenue<br>Stop 24<br>Santurce, Puerto Rico |
|------------------------------|---|

C. Executive Officers of Puerto Rico Medical Society and Puerto Rico Pharmaceutical Association:

1. Medical Society:

Jorge A. Ramirez  
Executive Secretary  
Puerto Rico Medical Association  
P.O. Box 9387  
Santurce, Puerto Rico 00908  
Phone: 725-6969

2. Pharmaceutical Association:

Lydia A. Miranda (Mrs.)  
Executive Secretary  
Colegio de Farmaceuticos  
de Puerto Rico  
Apartado Postal 206  
Roosevelt Street  
San Juan, Puerto Rico 00936  
Phone: 766-2753



## RHODE ISLAND

## MEDICAL ASSISTANCE DRUG PROGRAM (TITLE XIX)

Title XIX Program Began July 1, 1966

## I. BENEFITS PROVIDED AND GROUPS ELIGIBLE

| Type of Benefit               | Money Payment Recipients |    |      |      | Medically Needy (M N) |    |      |      |                   |       |
|-------------------------------|--------------------------|----|------|------|-----------------------|----|------|------|-------------------|-------|
|                               | OAA                      | AB | APTD | AFDC | Category Related      |    |      |      | Other*            |       |
|                               | OAA                      | AB | APTD | AFDC | OAA                   | AB | APTD | AFDC | Children Under 21 | (SFO) |
| Prescribed Drugs              | x                        | x  | x    | x    | x                     | x  | x    | x    | x                 |       |
| Inpatient Hospital Care       | x                        | x  | x    | x    | x                     | x  | x    | x    | x                 |       |
| Outpatient Hospital Care      | x                        | x  | x    | x    | x                     | x  | x    | x    | x                 |       |
| Laboratory & X-ray Service    | x                        | x  | x    | x    | x                     | x  | x    | x    | x                 |       |
| Skilled Nursing Home Services | x                        | x  | x    | x    | x                     | x  | x    | x    | x                 |       |
| Physician Services            | x                        | x  | x    | x    | x                     | x  | x    | x    | x                 |       |
| Dental Services               | x                        | x  | x    | x    | x                     | x  | x    | x    | x                 |       |

Other Benefits:

Visiting nurse; optometrist and podiatrist.

\*SFO - State Funds Only - Federal matching for administrative costs.

## II. EXPENDITURES FOR DRUGS. Payments to Pharmacists by fiscal year ending June 30:

| CATEGORY                | (Dollar Amounts in Thousands) |         |         |         |      | Persons Eligible | 1/<br>2/ |
|-------------------------|-------------------------------|---------|---------|---------|------|------------------|----------|
|                         | 1965                          | 1966    | 1967    | 1968    | 1969 |                  |          |
| OAA                     | \$ 362                        | \$ 391  | \$ 410  | \$ 471  |      | 3,855            | \$ 519   |
| AB                      | 5                             | 6       | 9       | 11      |      | 112              | 11       |
| APTD                    | 207                           | 231     | 276     | 348     |      | 3,708            | 398      |
| AFDC                    | 274                           | 300     | 354     | 503     |      | 37,348           | 623      |
| Outpatient Clinic Drugs |                               |         | 23      | 10      |      |                  | 12       |
| Total                   | 1,075                         | 1,930   | 1,072   | 1,343   |      | 45,023           | 1,563    |
| GA                      | 123                           | 117     | 154     | 153     |      | 10,689           | 210      |
| MN <sup>2/</sup>        | 227                           | 1,002   | 1,256   | 1,749   |      | 29,032           | 2,016    |
| Grand Total             | \$1,198                       | \$2,047 | \$2,482 | \$3,245 |      | 84,744           | \$3,789  |

1/ As of December 1969

2/ OAA 20,099; AB 85; APTD 2,138; AFDC 5,200; F 1,510

## RHODE ISLAND

## MEDICAL ASSISTANCE DRUG PROGRAM UNDER TITLE XIX

## III. How Administered:

Directly by the State Department of Social Welfare.

## IV. Provisions relating to prescribed drugs:

A. General Exclusions (diseases, drug categories, etc.):  
O.T.C. and medicine chest items and injectables):

1. Medical Assistance (money payment recipients):  
Prior authorization is required for all injectables (excluding insulin and adrenalin), expensive vitamins, hematinics and lipotropic preparations (selling for over \$5.00 per 100 or pint), expensive hormones, new and experimental/or expensive preparations.

a

2. Medical Assistance (medically needy - non money payment recipients):

Prior authorization is required for all injectables (excluding insulin and adrenalin), appetite -depressing drugs, expensive vitamins, hematinics and lipotropic preparations selling for over \$5.00 per 100 or pint; expensive hormones, new and experimental/or expensive preparations. Prescribed drugs requiring prior authorization may be refilled if requested by the attending physician and approved by the Office of Medical Services.

## B. Formulary: None

## C. Prescribing or dispensing limitations:

1. Terminology: None
2. Quantity of Medication: One month's supply of drugs
3. Refills:
  - a. Medical Assistance (money payment recipients):  
Refills are not allowed for specified drugs, e.g. - antibiotics, vitamins, hormones, tranquilizers, anti-depressants.  
A maximum of three refills in addition to the original prescription will be allowed when so indicated by the physician.

- b. Medical Assistance (medically needy - non money payment recipients)

Refills not allowed for specified drugs, e.g. - antibiotics, antimycotics prescribed alone or in combination with other drugs.

Refills are allowed for specified drugs, anti-hypertensive, diuretics, anti-convulsants, coronary vasodilators, transuilizers, anti-depressants and hormones (inexpensive).

4. Dollar Limits: None

D. Prescription Charge Formula:

1. Prescription Drugs Dispensed to Eligible Recipients Not Residing in Nursing, Convalescent or Rest Homes.

- a. A PROFESSIONAL FEE FOR SERVICE OF \$1.50 will be allowed for all prescriptions in addition to the cost of the drug.

The only exception to this allowable professional fee pertains to Fair Trade Items; for all such items, the Fair Trade price will prevail.

2. Prescription Drugs Dispensed to Recipients Residing in Nursing, Convalescent or Rest Homes.

- a. A special PROFESSIONAL FEE FOR SERVICE OF \$1.10 will be allowed for these prescriptions in addition to the cost of the drug to the pharmacist. Again, the only exception to this method pertains to Fair Trade Items; for such items, the Fair Trade price will prevail.

3. The cost of the drug to the pharmacist in this PROFESSIONAL FEE FOR SERVICE method of payment will be based upon the price listings in the Red or Blue Books.

4. The quantity of the drug dispensed on the original prescription would be determined on the basis of a 30-day supply to the patient. A maximum of three refills in addition to the original prescription will be allowed when so indicated by the physician.

## RHODE ISLAND

## MEDICAL ASSISTANCE DRUG PROGRAM UNDER TITLE XIX

Welfare Officials, Consultants and Committees

## 1. Welfare Department Officials:

|  |  |   |
|--|--|---|
| Anthony P. Travisono, B.A., M.S.<br>Director   | State Dept. of Social<br>Welfare<br>1 Washington Avenue<br>Providence, R. I. 02905 |   |
| John J. Affleck, Ph.B., M.S.S.W.<br>Community Services   | "  | " |
| James H. Reilly<br>Administrator   | "  | " |
| Albert A. Buonno, B.S.<br>Public Assistance Business<br>Manager, Div. of Public Assistance     | "  | " |
| P. Joseph Pesare, Dr. P.H., M.D.<br>Medical Care Program Director                              | "  | " |
| Frank D. Fratantuono, M.D.<br>Clinical Consultant on Nursing<br>and Intermediate Facility Care | "  | " |
| Joseph E. Caruolo, M.D.<br>Surgical Consultant   | "  | " |
| Orlando M. Armada, M.D.<br>Consultant to the Aid to the<br>Disabled Review Team                | "  | " |
| John A. Pagliarini, B.S. R.Ph.<br>Medical Care Program Pharmacist                              | "  | " |
| Albert La Marra, BS., R.Ph<br>Senior Pharmacist  | "  | " |

2. State Welfare Department Advisory Committees:

A. Committee on Social Welfare (R.I. Medical Society)

|  |                         |
|--|-------------------------|
| Peter L. Mathieu, Jr., M.D.<br><u>Chairman</u> | Martin P. Feldman, M.D. |
| Orlando Armada, M.D.                           | Russell P. Hager, M.D.  |
| Paulo A. Botelho, M.D.                         | Henry F. Izeman, M.D.   |
| Bertram H. Buxton, Jr., M.D.                   | Philip J. Lappin, M.D.  |
| John A. Dillon, M.D.                           | Frank Merlino, M.D.     |
| Joseph L. Dowling, Jr., M.D.                   | Gustavo A. Motta, M.D.  |
|  | Kenneth B. Nanian, M.D. |

B. Medical Assistance Committee

Rhode Island Pharmaceutical Association:

|  |                   |
|--|-------------------|
| Norman J. Cabral<br><u>Chairman</u>          | Richard Yacino    |
| John I. Goodwin<br><u>Assistant Chairman</u> | Michael Jacoff    |
| John Albanese                                | Anthony De Blasi  |
|  | Catherine Lella   |
|  | William Millerick |

Rhode Island Apothecary Society, Inc.:

Nicola U. Bilotti, Phc., Dr.So. (H.C.)  
 Norman Saute  
 Marcil Charlette  
 Ettore Picerne  
 Israel Marks  
 Eugene Pistocco

2. Executive Officers of State Medical Society and State Pharmaceutical Association:

A. Medical Society:

John E. Farrell, Sc.D.  
 Executive Secretary  
 Rhode Island Medical Society  
 106 Francis Street  
 Providence, R.I. 02903  
 Phone: 401/331-3207

B. Pharmaceutical Association:

Charles Butterfield, Jr.  
 Executive Director and  
 Legal Counsel  
 R.I. Pharmaceutical Assoc.  
 735 Hospital Trust Building  
 Providence, R.I.  
 Phone: 401/331-1990



## SOUTH CAROLINA

## MEDICAL ASSISTANCE DRUG PROGRAM (TITLE XIX)

Title XIX Program Began July 1, 1968

## I. BENEFITS PROVIDED AND GROUPS ELIGIBLE

| Type of Benefit               | Money Payment Recipients   |    |      |      | Medically Needy (M N) |                   |              |  |
|-------------------------------|--|----|------|------|-----------------------|-------------------|--------------|--|
|                               | OAA  | AB | APTD | AFDC | Category Related      | Children Under 21 | Other* (SFO) |  |
| Prescribed Drugs              | x  | x  | x    | x    |                       |                   |              |  |
| Inpatient Hospital Care       | x  | x  | x    | x    |                       |                   |              |  |
| Outpatient Hospital Care      | x  | x  | x    | x    |                       |                   |              |  |
| Laboratory & X-ray Service    | x  | x  | x    | x    |                       |                   |              |  |
| Skilled Nursing Home Services | x  | x  | x    | x    |                       |                   |              |  |
| Physician Services            | x  | x  | x    | x    |                       |                   |              |  |
| Dental Services               | x  | x  | x    | x    |                       |                   |              |  |
| Other Benefits:               | Prostheses; home health care; whole blood; X-ray and radium treatments; rental of durable medical equipment; transportation. |    |      |      |                       |                   |              |  |

\*SFO - State Funds Only - Federal matching for administrative costs.

## II. EXPENDITURES FOR DRUGS. Payments to Pharmacists by fiscal year ending June 30:

| CATEGORY | (Amounts in Thousands) |      |      |      |         |
|----------|------------------------|------|------|------|---------|
|          | 1965                   | 1966 | 1967 | 1968 | 1969    |
| OAA      |                        |      |      |      | \$      |
| MAA      |                        |      |      |      |         |
| AB       |                        |      |      |      |         |
| APTD     |                        |      |      |      |         |
| AFDC     |                        |      |      |      |         |
| Total    |                        |      |      |      | \$2,931 |

## SOUTH CAROLINA

## MEDICAL ASSISTANCE DRUG PROGRAM UNDER TITLE XIX

## III. How Administered:

By the South Carolina State Department of Public Welfare.

## IV. Provisions Relating to Prescribed Drugs:

## A. General Exclusions (diseases, drug categories, etc.):

Drugs available through local and state health departments for treatment of tuberculosis, venereal disease, prophylactic treatment for rheumatic fever, immunizations, tuberculin tests and oral contraceptives will not be covered at present.

## B. Formulary: 411 drugs listed essentially by brand name, in a closed-end formulary with drug code, quantity, strength, cost and cost per unit. Drugs not listed are ineligible for reimbursement. Pharmacist must enter drug code number on prescription form DPW-85,MA.

## C. Prescribing or Dispensing Limitations:

1. Terminology: If a drug is prescribed by brand name and is not included in the formulary the prescriber can be called by the pharmacist with a suggested change. If he refuses to change to a listed product, the patient is responsible for payment. If the drug product is prescribed by generic terminology, the pharmacist is free to select the product and must note the established name of the product and the manufacturer on the prescription.
2. Quantity of Medication: In acute conditions, physicians are requested to limit supply to a maximum of 10 days. In chronic conditions, a 30-day supply with one to five refills is requested, with exceptions for drugs such as digitalis or thyroid products which may be dispensed in lots of 100-dose units.
3. Refills: As above.
4. Dollar Limits: None.



- D. Prescription Charge Formula: Cost plus \$1.90 dispensing fee per prescription and sales tax. Fees to extended care facilities, nursing homes and/or dispensing physicians shall be \$1.00 per prescription. Exception to the remunerative schedule as established will be the remuneration for insulin, at wholesale cost plus 50%.

V. MISCELLANEOUS REMARKS:

Revisions in the formulary will occur periodically with no designated time element. The Drug Evaluation and Selection Committee, composed of member appointed by the State Department of Public Welfare upon recommendation of the President of the South Carolina Medical Association and the South Carolina Pharmaceutical Association, is responsible for any revisions.

## SOUTH CAROLINA

## MEDICAL ASSISTANCE DRUG PROGRAM UNDER TITLE XIX

Welfare Officers, Consultants and Committees

## 1. Welfare Department Officials:

|                                 |  |
|---------------------------------|--|
| Dr. R. Archie Ellis<br>Director | State Department of Public Wel-<br>fare<br>P.O. Box 1520<br>Columbia, South Carolina 29202 |
|---------------------------------|--|

|  |   |
|--|---|
| F. A. Dean, Chief<br>Division of Public Assistance | " |
|--|---|

|  |   |
|--|---|
| F. L. Thornton, Chief<br>Division of Finance | " |
|--|---|

|   |   |
|---|---|
| Dr. William T. Leslie<br>Division of Medical Assistance | " |
|---|---|

## 2. Welfare Department Consultants:

## A. Physicians, Part-time:

John H. Young, M.D.  
2800 Celtic Road  
Columbia, South Carolina

George M. Whitaker, M.D.  
3125 Grace Hill Road  
Columbia, South Carolina

## B. Pharmacists, Part-time:

Horace Kaiser, R. Ph.

## 3. State Welfare Department Advisory Committee to Title XIX

Dr. Arthur B. Rivers, Director  
State Dept. of Public Welfare  
Rutledge Building  
Columbia 29201

Dr. Hilda Sheriff  
Director (ex officio)  
Maternal and Child Health  
Division  
State Board of Health  
Sims Building  
Columbia 29201

Dr. E. Kenneth Aycock  
State Health Officer  
State Board of Health  
Sims Building  
Columbia 29201

Dr. William S. Hall  
Commissioner of Mental  
Health  
State Department of Mental  
Health  
Post Office Drawer 119  
Columbia 29201

## Advisory Committee to Title XIX (continued):

Dr. Roy B. Suber  
State Commissioner of  
Mental Retardation and  
Supt. of Whitten Village  
Clinton 29325

H. F. Mabry  
(rep. S.C. Hospital Assoc.)  
Administrator  
Orangeburg Regional Hospital  
Orangeburg 29115

Mr. Wm. M. McCord, President  
Medical College of S.C.  
80 Barre Street  
Charleston 29401

Horace M. Kaiser  
(rep. S.C. Pharm. Assoc.)  
4519 Landgrave  
Columbia 29206

Dr. Dill D. Backman, Director  
State Department of  
Vocational Rehabilitation  
Hampton Office Building  
Columbia 29201

Sinway Young, President  
South Carolina Labor Council  
P. O. Box 1411  
Columbia 29202

Dr. Joseph P. Cain, Jr.  
(representative S.C. Med. Assoc.)  
411 South Main Street  
Mullins 29574

The Rev. I. DeQuincey Newman  
Field Director, NAACP  
P. O. Box 1148  
Columbia 29202

Dr. George P. Hoffman, Pres.  
South Carolina Dental Assoc.  
10 Sevier Street  
Greenville 29605

Harry Bryan  
Executive Director  
State Council on Aging  
1001 Main Street  
Columbia 29201

Dora D. McNeill (Miss)  
(rep. S.C. Nurses' Assoc.)  
16 H Cornell Arms  
Columbia 29201

Dr. Thomas A. Collings  
The Pediatric Clinic  
502 East Greenville Street  
Anderson 29623

J. Kenneth Webb, President  
S.C. Nursing Homes Association  
Lowman Home  
White Rock 29177

A. Casburn Johnson  
104 Cornelius Road  
Spartanburg 29301

## 4. Executive Officers of Medical Society and State Pharmaceutical Association:

## A. Medical Society:

M. L. Meadors  
Executive Secretary  
S.C. Medical Association  
113 North Coit Street  
Florence, S.C. 29501  
Phone: (803) 669-8711

## B. Pharmaceutical Association:

Pete G. Gustafson  
Executive Director  
Pharmaceutical Association of  
the State of South Carolina  
Route 3, Box 47-C  
Winnsboro, S.C. 2918  
Phone: (803) 635-6882



SOUTH DAKOTA

MEDICAL ASSISTANCE DRUG PROGRAM (TITLE XIX)

Title XIX Program Began October 1, 1967

I. BENEFITS PROVIDED AND GROUPS ELIGIBLE

| Type of Benefit                         | Money Payment Recipients |    |      |      | Medically Needy (M N) |                   |              |  |  |
|---|--------------------------|----|------|------|-----------------------|-------------------|--------------|--|--|
|   | OAA                      | AB | APTD | AFDC | Category Related      | Children Under 21 | Other* (SFO) |  |  |
| Prescribed Drugs                        |                          |    |      |      |                       |                   |              |  |  |
| Inpatient Hospital Care                 | x                        | x  | x    | x    |                       |                   |              |  |  |
| Outpatient Hospital Care                | x                        | x  | x    | x    |                       |                   |              |  |  |
| Laboratory & X-ray Service              | x                        | x  | x    | x    |                       |                   |              |  |  |
| Skilled Nursing Home Services <u>1/</u> | x                        | x  | x    | x    |                       |                   |              |  |  |
| Physician Services                      | x                        | x  | x    | x    |                       |                   |              |  |  |
| Dental Services                         | x                        | x  | x    | x    |                       |                   |              |  |  |

Other Benefits: Prostheses; home health care; rental of durable medical equipment; ambulance service; optometrist.

\*SFO - State Funds Only - Federal matching for administrative costs.

II. EXPENDITURES FOR DRUGS. Payments to Pharmacists by fiscal year ending June 30:

| CATEGORY | (Amounts in Thousands) |       |       |                    |                    |
|----------|------------------------|-------|-------|--------------------|--------------------|
|          | 1965                   | 1966  | 1967  | 1968 <sup>2/</sup> | 1969 <sup>3/</sup> |
| OAA      |                        |       |       |                    |                    |
| MAA      |                        |       |       |                    |                    |
| AB       |                        |       |       |                    |                    |
| APTD     |                        |       |       |                    |                    |
| AFDC     |                        |       |       |                    |                    |
| GA       | 316                    | 327   | 347   | 378                | 480                |
| Total    | \$316                  | \$327 | \$347 | \$378              | \$480              |

1/ Adults only

2/ No payments made to pharmacists

3/ Calendar year 1969

## SOUTH DAKOTA

## MEDICAL ASSISTANCE DRUG PROGRAM UNDER TITLE XIX

## III. How Administered:

By State Department of Public Welfare through its county or district public welfare offices (48), which may serve more than one county.

## IV. Provisions Relating to Prescribed Drugs:

No state vendor drug program.

Drug coverage is the responsibility of the county commissioner, who may or may not provide for drugs. Where provided, the commissioners pay the local pharmacist for the drugs dispensed.

In counties that do provide drugs there are no prescribing or dispensing limitations.

SOUTH DAKOTA

MEDICAL ASSISTANCE DRUG PROGRAM UNDER TITLE XIX

Welfare Officials, Consultants and Committees

1. Welfare Department Officials:

|  |  |
|--|--|
| Peter B. Grossmann<br>Director                             | Department of Public Welfare<br>Pierre, South Dakota 57501 |
| Matthew Furze<br>Assistant Director                        | " "  |
| G. T. Gardner<br>Assistant Director                        | " "  |
| E. J. Colleran, Chief<br>Payments Administration           | " "  |
| R. O. Luckhurst, Chief<br>Finance and Accounting           | " "  |
| Ervin Schumacher, Asst. Director<br>Medical Administration | " "  |

2. Welfare Department Consultants:

Some consultation from physician member of State Review Team.

3. State Welfare Department Medical Advisory Committee:

Representing:

|  |                             |
|--|-----------------------------|
| Anton Krobek Goodwin   | County Commissioners Assoc. |
| John A. Lowe, M.D., Director<br>Comprehensive Health Planning<br>State Health Department | Public Health               |
| H. Russell Brown, M.D.<br>Brown Clinic<br>Watertown                                      | Physician Group             |

State Welfare Department Medical Advisory Committee  
(continued);

|   | <u>Representing:</u>     |
|---|--------------------------|
| Stanley J. Costello<br>Assistant Administrator<br>Presentation Hospital<br>Aberdeen | Hospital Group           |
| Earle T. Crissman<br>Ipswich  | Pharmaceutical Group     |
| Charles Ray, D.D.S.<br>Rapid City   | Dentists                 |
| Miss Ruth Siebrands<br>Administrator<br>James Valley Nursing Home<br>Redfield       | Nursing Home Association |
| Bert Corwin, O.D.<br>Rapid City   | Optometrists             |
| Mrs. Jerry Langenfeld<br>Pierre   | Recipient Group          |

4. Executive Officers of State Medical Society and State  
Pharmaceutical Association:

## A. Medical Society

Mr. Richard C. Erickson  
Executive Secretary  
South Dakota State Medical Association  
711 North Lake Avenue  
Sioux Falls, South Dakota 57104  
Phone: (605) 336-1965 and 336-1966

## B. Pharmaceutical Association:

Mr. Harold H. Schuler  
Secretary  
South Dakota Pharmaceutical Association  
Box 518  
Pierre, South Dakota 57501  
Phone: (605) 224-2338



## TENNESSEE

## MEDICAL ASSISTANCE DRUG PROGRAM (TITLE XIX)

Title XIX Program Began October 1, 1969

## I. BENEFITS PROVIDED AND GROUPS ELIGIBLE

| Type of Benefit               | Money Payment                                  |    |      |      | Medically Needy (M N) |    |      |      |                         |
|-------------------------------|--|----|------|------|-----------------------|----|------|------|-------------------------|
|                               | Recipients                                     |    |      |      | Category Related      |    |      |      | Other*                  |
|                               | OAA  | AB | APTD | AFDC | OAA                   | AB | APTD | AFDC | Children Under 21 (SFO) |
| Prescribed Drugs              | x  | x  | x    | x    |                       |    |      |      |                         |
| Inpatient Hospital Care       | x  | x  | x    | x    |                       |    |      |      |                         |
| Outpatient Hospital Care      | x  | x  | x    | x    |                       |    |      |      |                         |
| Laboratory & X-ray Service    | x  | x  | x    | x    |                       |    |      |      |                         |
| Skilled Nursing Home Services | x  | x  | x    | x    |                       |    |      |      |                         |
| Physician Services            | x  | x  | x    | x    |                       |    |      |      |                         |
| Dental Services               |  |    |      |      |                       |    |      |      |                         |
| Other Benefits:               | Home health care; Christian Science sanatoria. |    |      |      |                       |    |      |      |                         |

\*SFO - State Funds Only - Federal matching for administrative costs.

## II. EXPENDITURES FOR DRUGS. Payments to Pharmacists by fiscal year ending June 30:

| CATEGORY | (Amounts in Thousands) |         |         |         |         |
|----------|------------------------|---------|---------|---------|---------|
|          | 1965                   | 1966    | 1967    | 1968    | 1969    |
| OAA      | \$ 768                 | \$1,054 | \$1,378 | \$1,960 | \$2,575 |
| MAA      | 771                    | 1,107   | 1,341   | 1,447   | 1,477   |
| AB       |                        |         |         |         |         |
| APTD     |                        |         |         |         |         |
| AFDC     |                        | 2       | 3       | 4       | 6       |
| Total    | \$1,539                | \$2,163 | \$2,722 | \$3,411 | \$4,058 |

## TENNESSEE

## MEDICAL ASSISTANCE DRUG PROGRAMS UNDER TITLE XIX -

## III. How Administered:

By the Tennessee Department of Public Health.

## IV. Provisions Relating to Prescribed Drugs:

A. General Exclusions (diseases, drug categories, etc.):  
OTC drugs, except insulin.

✓ B. Formulary: None

## C. Prescribing or Dispensing Limitations:

1. Terminology: None. May prescribe and dispense brand name drugs.

2. Quantity of Medication: Maximum that may be prescribed is by drug category with a 10- to 30-day maximum, with 2 refills.

3. Refills: A maximum of 2 refills if indicated by physician.

4. Dollar Limits: None

D. Prescription Charge Formula: Acquisition cost plus professional fee of \$1.85.

## V. Miscellaneous Remarks:

It is estimated that 260,000 persons will be eligible for Medicaid during the first year of operation and that 180,000 will obtain care, at a total cost of approximately \$48 million.

## TENNESSEE

## MEDICAL ASSISTANCE DRUG PROGRAM UNDER TITLE XIX

Officials, Consultants and Committees

## A. Health Officials, Consultants and Committees:

## 1. Health Department Officials:

|   |  |
|---|--|
| Eugene W. Fowinkle, M.D., M.P.H.<br>Commissioner                              | State Department of<br>Public Health<br>Nashville, Tenn. 37219 |
| Frank L. Jones, Jr., Director<br>Division of Medical Assistance -<br>Medicaid | " "  |
| W. C. Williams, M.D.<br>Medical Consultant                                    | " "  |
| S. S. Shannon<br>Medicaid Administrator                                       | " "  |
| James N. Calway, Administrator<br>Middle Tennessee Region                     | " "  |
| Dan H. Johnson, Administrator<br>East Tennessee Region                        | " "  |
| Charles A. Jung, Administrator<br>West Tennessee Region                       | " "  |
| Herbert Bates<br>Pharmacist Consultant  | " "  |
| Mary E. Downing<br>Medical-Social Consultant                                  | " "  |
| Robert N. Harris<br>Systems Analyst   | " "  |
| Ben C. Crim<br>Systems Analyst  | " "  |
| Charles L. Yoakum<br>Medical Claims Investigator                              | " "  |

## 2. Medical Advisory Committee for Medicaid:

(Figures in parentheses indicate number of years of tenure of office.)

|   |   |     |
|---|---|-----|
| Dept. of Public Health                            | Dr. Eugene W. Fowinkle<br>Commissioner                        | (4) |
| Dept. of Mental Health                            | Dr. Frank Luton, Commissioner                                 | (4) |
| Dept. of Public Welfare                           | Herman Yeatman, Commissioner                                  | (4) |
| Department of Education                           | J. H. Warf, Commissioner                                      | (4) |
| Tennessee County<br>Judges Association            | Judge John S. Stanton<br>Court House, Columbia                | (3) |
| Tenn. Dental Association                          | Dr. Roy Elam, Jr.<br>2102 West End Ave., Nashville            | (3) |
| Tenn. Pediatric Society                           | Dr. Luthur Beazley<br>2614 Lebanon Road, Donelson             | (2) |
| Tenn. Medical Association<br>Upper East Tennessee | Dr. Julian C. Lentz<br>Doctor's Building, Maryville           | (2) |
| Chattanooga                                       | Dr. James R. Royal<br>5502 Brainerd Road, Chattanooga         | (2) |
| West Tennessee                                    | Dr. Oscar M. McCallum<br>Box 128, Henderson                   | (3) |
| Middle Tennessee                                  | Dr. Tom E. Nesbitt<br>1921 Hayes Street, Nashville            | (3) |
| Tennessee Nursing<br>Home Association             | William H. Crosser<br>Ridgewood Retirement Inn, Milan         | (1) |
| Tennessee Osteopath<br>Society                    | Dr. Colin H. Threlkeld, Jr.<br>2400 Poplar Avenue, Memphis    | (1) |
| Tennessee Hospital<br>Association                 | Joe Greathouse<br>Vanderbilt University Hospital<br>Nashville | (2) |
| Tennessee Nurses'<br>Association                  | Shirley Blevins (Miss)<br>125 W. Tennessee Ave., Oak Ridge    | (1) |
| Tennessee Pharmaceutical<br>Association           | Horton A. Jones, Jr.<br>1403 Buchanan Street, Nashville       | (1) |

## Medical Advisory Committee for Medicaid (continued):

|   |  |     |
|---|--|-----|
| Model Cities Citizens<br>Coordinating Committee | Delores Gordon (Miss)<br>1603 - 22nd Avenue, Apt. 3-C<br>Nashville | (1) |
|   | Reverend Dogan Williams<br>2332 Herman Street, Nashville           | (2) |

## B. Welfare Officials, Consultants and Committees:

## 1. Welfare Department Officials:

|                                   |  |
|-----------------------------------|--|
| Herman L. Yeatman<br>Commissioner | State Dept. of Public Welfare<br>State Office Building<br>Nashville, Tennessee 37219 |
|-----------------------------------|--|

|  |     |
|--|-----|
| Miss Edith Elmore, Director<br>Family Services Section | " " |
|--|-----|

|   |     |
|---|-----|
| Miss Mary E. Thomas, Director<br>Medical Services Section | " " |
|---|-----|

|                             |     |
|-----------------------------|-----|
| C. H. Eskew, Fiscal Officer | " " |
|-----------------------------|-----|

2. Welfare Department Consultants  
(Part-time):

## a. Physician:

Dr. Aubrey B. Harwell  
108 Louise Avenue  
Nashville

## b. Pharmacist:

John Lee, R.Ph.  
3203 Belmont Boulevard  
Nashville

## 3. State Welfare Department Advisory Committee:

## a. Physicians:

(Appointed by Tennessee Medical Association)

|                            |                               |
|----------------------------|-------------------------------|
| Dr. K. M. Kressenberg      | 215 Cedar Lane, Pulaski       |
| Dr. J. N. Thomasson        | 1916 Hayes St., Nashville     |
| Dr. Robert P. McBurney     | 899 Madison Ave., Memphis     |
| Dr. Joseph W. Johnson, Jr. | Interstate Bldg., Chattanooga |
| Dr. Lamb B. Myhr           | Jackson Clinic, Jackson       |
| Dr. Aubrey B. Harwell      | 108 Louise Ave., Nashville    |

## State Welfare Department Advisory Committee (continued)

## b. Pharmacists:

(Department has used Tennessee Pharmaceutical Association in developing standards, policies and procedures)

|                      |                 |
|----------------------|-----------------|
| Horton A. Jones, Jr. | J. B. McCaleb   |
| J. C. Freels, Jr.    | Joe M. Luton    |
| R. C. Hoskins        | Dean Pettigrew  |
| Tom P. Smith         | Sam Coward, Jr. |
| Ernest Crouch        | Jimmy McDonald  |
| Blevins Rittenberry  | John Smith      |
| Charles Warren, Jr.  |                 |

## C. Executive Officers of State Medical Society and State Pharmaceutical Association:

## 1. Medical Society:

J. E. Ballentine  
Executive Director  
Tennessee Medical Association  
112 Louise Avenue  
Nashville, Tennessee 37203  
Phone: 615/291-4584

## 2. Pharmaceutical Association:

Tom C. Sharp, Jr.  
Executive Secretary  
Tennessee Pharmaceutical  
Association  
228 Capitol Boulevard  
Nashville, Tennessee 37219  
Phone: 615/256-3023

TEXAS

MEDICAL ASSISTANCE DRUG PROGRAM (TITLE XIX)

Title XIX Program Began September 1, 1967

I. BENEFITS PROVIDED AND GROUPS ELIGIBLE

| Type of Benefit               | Money Payment Recipients |    |      |      | Medically Needy (M N )  |                   |              |  |
|-------------------------------|--------------------------|----|------|------|-------------------------|-------------------|--------------|--|
|                               | OAA                      | AB | APTD | AFDC | Category Related        | Children Under 21 | Other* (SFO) |  |
| Prescribed Drugs              |                          |    |      |      |                         |                   |              |  |
| Inpatient Hospital Care       | x                        | x  | x    | x    |                         |                   |              |  |
| Outpatient Hospital Care      | x                        | x  | x    | x    |                         |                   |              |  |
| Laboratory & X-ray Service    | x                        | x  | x    | x    |                         |                   |              |  |
| Skilled Nursing Home Services | x                        | x  | x    | x    |                         |                   |              |  |
| Physician Services            | x                        | x  | x    | x    |                         |                   |              |  |
| Dental Services               | x                        | x  | x    | x    | Limited to oral surgery |                   |              |  |

Other Benefits:

Eye refractions; prosthetic lens; home health services and rental of durable medical equipment for recipients over 65; ambulance; chiropractor; podiatrist.

\*SFO - State Funds Only - Federal matching for administrative costs.

II. EXPENDITURES FOR DRUGS. Payments to Pharmacists by fiscal year ending June 30:

| CATEGORY    | (Dollar Amounts in Thousands) |      |                            |                            |
|-------------|-------------------------------|------|----------------------------|----------------------------|
|             | 1966                          | 1967 | 1968                       | 1969                       |
|             |                               |      | Persons Eligible <u>1/</u> | Persons Eligible <u>2/</u> |
| OAA         |                               |      | 230,549                    | 229,648                    |
| MAA         |                               |      |                            |                            |
| AB          |                               |      | 4,213                      | 4,127                      |
| APTD        |                               |      | 14,043                     | 18,821                     |
| AFDC        |                               |      | 130,036                    | 163,612                    |
| MN Aged     |                               |      |                            |                            |
| MN Blind    |                               |      |                            |                            |
| MN Disabled |                               |      |                            |                            |
| MN Children |                               |      |                            |                            |
| Total       |                               |      | 378,841                    | 416,208                    |

1/ Average number eligible per month for FY 9/1/67 to 8/31/68

2/ Total number of eligible recipients - includes both those who do and those who do not have prescribed drugs included in their assistance budgets.

## TEXAS

## MEDICAL ASSISTANCE DRUG PROGRAM UNDER TITLE XIX

## III. How Administered:

No vendor drug program at this time.

The Title XIX program is administered by the State Department of Public Welfare through 16 regional offices, which include unit supervisory offices covering county offices in each of the 254 counties.

## IV. Provisions Relating to Prescribed Drugs:

Drugs and biologicals which can not be self-administered and which are incident to physician's professional service to an outpatient are covered.

Drug coverage is also provided through money payments direct to welfare recipients (based on need) who pay pharmacies for their prescriptions.

Drug costs for individual recipients are verified with physicians and pharmacists.

Drug needs are recognized in determining medical need and amount of assistance but the payments must come within the maximum money payment available for an individual recipient. Approximately 38% of O.A.A. recipients have drug allowances in their grants.

## V. Miscellaneous Remarks:

Through an insurance plan with Blue Cross of Texas the State provides for the deductibles and co-insurance under Title XVIII for recipients 65 years of age and over. The State also pays the required \$5.30 (as of July 1, 1970) monthly premium for Title XVIII coverage directly to the Social Security Administration.

The State assisted about 420,000 persons (or 4.5% of the total population) under the Title XIX program during the 1969 calendar year. During that time the U.S. Government paid approximately 80% of the cost, or \$117.5 million.



## TEXAS

## MEDICAL ASSISTANCE DRUG PROGRAM UNDER TITLE XIX

Welfare Officials, Consultants and Committees

## 1. Welfare Department Officials:

|                                   |   |
|-----------------------------------|---|
| Burton G. Hackney<br>Commissioner | State Dept. of Public Welfare<br>John H. Reagan State Office<br>Building<br>Austin, Texas 78701 |
|-----------------------------------|---|

|  |     |
|--|-----|
| Herbert C. Wilson<br>Deputy Commissioner | " " |
|--|-----|

Assistant Commissioners:

|   |     |
|---|-----|
| Marvin Schlecte, M.D.<br>Medical Administration | " " |
|---|-----|

|  |     |
|--|-----|
| Marc Chevalier, Assistant to<br>the Assistant Commissioner for<br>Medical Administration | " " |
|--|-----|

|   |     |
|---|-----|
| Jerome D. Chapman<br>Program Administration | " " |
|---|-----|

|   |     |
|---|-----|
| Bee Grissom<br>Finance and<br>Research and Statistics | " " |
|---|-----|

|  |     |
|--|-----|
| Charles H. Locklin<br>Personnel and Training | " " |
|--|-----|

Division Directors:

|  |     |
|--|-----|
| Alan L. Leggett, Director<br>Reports and Statistics Division | " " |
|--|-----|

Physicians:Medical Services Operational Division

|                                   |     |
|-----------------------------------|-----|
| Dr. James W. Williams<br>Director | " " |
|-----------------------------------|-----|

|   |     |
|---|-----|
| Dr. John A. Crockett<br>State Reviewing Ophthalmologist | " " |
|---|-----|

## Medical Services Operational Division (continued):

|                                   |   |
|-----------------------------------|---|
| Dr. Dola Booth<br>Staff Physician | State Dept. of Public Welfare<br>John H. Reagan State Office<br>Building<br>Austin, Texas 78701 |
|-----------------------------------|---|

|  |     |
|--|-----|
| Dr. Vincent M. Cox<br>Staff Psychiatrist | " " |
|--|-----|

|  |     |
|--|-----|
| Dr. Travis C. Green<br>Staff Physician | " " |
|--|-----|

|   |     |
|---|-----|
| Dr. Maurice D. Heatley<br>Consultant Psychiatrist | " " |
|---|-----|

Medical Assistance Utilization Review  
and Planning

|                                 |     |
|---------------------------------|-----|
| Dr. Philip A. Gates<br>Director | " " |
|---------------------------------|-----|

|   |     |
|---|-----|
| Dr. Andrew Magliolo<br>Chief Staff Physician<br>Nursing Homes | " " |
|---|-----|

Pharmacist:

|  |     |
|--|-----|
| Roy Wiese<br>Pharmaceutical Consultant | " " |
|--|-----|

## 2. Medical Care Advisory Committee:

The Committee is composed of physicians, dentists, hospital administrators and representatives of the nursing profession and allied fields.

Texas Medical Association

Robert W. Shirey, M.D.  
215 Craig Street  
Hillsboro 76645

A. H. Daniell, M.D.  
919 East Main  
Brownfield 79316

Joseph T. Painter, M.D.  
1603 Medical Arts Building  
Houston 77002

Laurance N. Nickey, M.D.  
1900 North Oregon  
El Paso 79902

Elgin W. Ware, Jr., M.D.  
3703 Gaston  
Dallas 75246

Texas Dental Association  
Dr. Oscar E. Ranfranz  
1108 Medical Arts Building  
Houston

## Medical Care Advisory Committee (continued):

Texas Osteopathic Association

Bobby G. Smith, D.O.  
1320 South Collins  
Arlington

Elmer C. Baum, D.O.  
908 Nueces Street  
Austin

Texas Hospital Association

Claude Rainey, Administrator  
Seton Hospital  
600 West 26th Street  
Austin

John A. Bradley  
Santa Rosa Hospital Center  
San Antonio

Osteopathic Hospitals

Lee Baker  
Lubbock Osteopathic Hospital  
5301 College Avenue  
Lubbock

Chiropractic Association

Dr. Robert E. Hartong  
3248 Broadway  
San Antonio

Social Work Profession

Dr. Fernando Torgerson  
Dean, School of Social Work  
The Univ. of Texas at Arlington  
Arlington 76010

Nursing Profession

Mrs. A. Louise Ramsey, R.N.  
Director of Nursing Service  
Truett and Veal Hospital  
3500 Gaston Avenue  
Dallas

Texas Nursing Home Association

Wanda Iltis (Mrs.)  
P.O. Box 639  
Gonzales 78629

R. C. Campbell  
P.O. Box 18267  
Dallas 75218

Texas Pharmaceutical Association

William J. Edwards, R.Ph.  
2402 Sealy  
Galveston 77550

Texas Optometric Association

Dr. O. C. Schroeder  
P.O. Box 1180  
Beeville 78102

Podiatry Association

Dr. Eugene R. Scioli  
2126 - 50th Street  
Lubbock 79412

Consumer Representative

Lizzie Crafton (Mrs.)  
1180 Navasota  
Austin

Health Services Contractors

Eugene W. Aune  
Director of Public Relations  
Blue Cross-Blue Shield of Texas  
Main at North Central Expressway  
Dallas 75222

Fred W. Rodgers  
Director of Government Programs  
Blue Cross-Blue Shield of Texas  
Main at North Central Expressway  
Dallas 75222

## Medical Care Advisory Committee (continued):

Medical Schools

Charles LeMaistre, M.D.  
Vice-Chancellor in Charge of  
Medical Affairs  
University of Texas  
P.O. Box 7878  
Austin

Truman Blocker, M.D.  
Executive Director and Dean  
Medical Branch, Univ. of Texas  
Galveston

Charles Max Cole, M.D.  
Clinical Associate Professor  
Southwestern Medical School  
1421 Medical Arts Building  
Dallas 75201

Texas State Department of Health

James E. Peavy, M.D.  
Commissioner  
1100 West 49th Street  
Austin 78756

Texas Department of Mental  
Health and Mental Retardation

John Kinross-Wright, M.D.  
Commissioner  
4405 Lamar Boulevard  
Austin

3. Executive Officers of State Medical Society and State  
Pharmaceutical Association:

## A. Medical Society:

C. Lincoln Williston  
Executive Secretary  
Texas Medical Association  
1801 North Lamar Boulevard  
Austin, Texas 78701  
Phone: 512/477-6704

## B. Pharmaceutical Association:

Luthur R. Parker  
Executive Secretary  
Texas Pharmaceutical Association  
1624 U.S. Highway 183 East  
Austin, Texas 78751  
Phone: 512/454-8648

## UTAH

## MEDICAL ASSISTANCE DRUG PROGRAM (TITLE XIX)

Title XIX Program Began July 1, 1966

## I. BENEFITS PROVIDED AND GROUPS ELIGIBLE

| Type of Benefit               | Money Payment Recipients |    |      |      | Medically Needy (M N) |   |   |   |                   |              |   |
|-------------------------------|--------------------------|----|------|------|-----------------------|---|---|---|-------------------|--------------|---|
|                               | OAA                      | AB | APTD | AFDC | Category Related      |   |   |   | Children Under 21 | Other* (SFO) |   |
| Prescribed Drugs              | x                        | x  | x    | x    | x                     | x | x | x | x                 | x            | x |
| Inpatient Hospital Care       | x                        | x  | x    | x    | x                     | x | x | x | x                 | x            | x |
| Outpatient Hospital Care      | x                        | x  | x    | x    | x                     | x | x | x | x                 | x            | x |
| Laboratory & X-ray Service    | x                        | x  | x    | x    | x                     | x | x | x | x                 | x            | x |
| Skilled Nursing Home Services | x                        | x  | x    | x    | x                     | x | x | x | x                 | x            | x |
| Physician Services            | x                        | x  | x    | x    | x                     | x | x | x | x                 | x            | x |
| Dental Services               | x                        | x  | x    | x    | x                     | x | x | x | x                 | x            | x |
| Other Benefits:               |                          |    |      |      |                       |   |   |   |                   |              |   |

\*SFO - State Funds Only - Federal matching for administrative costs.

## II. EXPENDITURES FOR DRUGS. Payments to Pharmacists by fiscal year ending June 30:

| CATEGORY | (Amounts in Thousands) |       |       |                     |         |
|----------|------------------------|-------|-------|---------------------|---------|
|          | 1965                   | 1966  | 1967  | 1968                | 1969    |
| OAA      | \$177                  | \$149 | \$200 | \$226               | \$339   |
| MAA      | 150                    | 146   |       |                     |         |
| AB       | 5                      | 4     | 5     | 7                   | 7       |
| APTD     | 121                    | 121   | 129   | 171                 | 211     |
| AFDC     | 105                    | 111   | 166   | 245                 | 249     |
| MN       |                        |       | 118   | 174                 | 197     |
| Total    | \$558                  | \$531 | \$618 | \$823 <sup>1/</sup> | \$1,003 |

<sup>1/</sup> Excludes \$7,000 (GA \$6,000 and Children \$1,000)

## UTAH

## MEDICAL ASSISTANCE DRUG PROGRAM UNDER TITLE XIX

## III. How Administered:

By county department of social services in each of the 29 counties, under the supervision of the State Department of Social Services. The county offices are local units of the State Department.

## IV. Provisions Relating to Prescribed Drugs:

- A. General Exclusions: Injections (other than insulin), vitamins, appetite depressants, household remedies.
- B. Formulary: Formulary was discontinued July, 1966.
- C. Prescribing or Dispensing Limitations:
  1. Quantity of Medication: In general, the quantity of medication shall be limited to a supply not to exceed 30 days except for "sustaining" drugs, for which a 100-day supply is authorized.
  2. Refills: Should not be authorized without written, oral, or telephone confirmation by the attending physician. Refills for sustaining drugs not in excess of a 100-day supply may be authorized by the attending physician.
  3. Dollar Limits: Maximum monthly vendor payment per recipient for prescribed drugs is \$10. Exceptions may be made by prior authorization.
- D. Prescription Charge Formula: Payment by the Department for prescriptions for Public Assistance recipients and recipients of Medical Assistance Only (MAO) shall be based upon the following formula:
  1. Cost x  $1\frac{1}{2}$  plus 45 cents, which includes the cost of the container.
  2. Minimum payment by the Department shall be \$1, even though application of the formula may result in an amount less than \$1.

3. cost shall be determined by the vendor's invoice price of a quantity nearest the quantity prescribed. The vendor should have in his possession an invoice that will justify the claim made to the Department, and will produce such invoice upon the request of the Department.
4. Pharmacists are not required to add the sales tax on claims submitted to the Department.
5. Costs to the Department for minor medical requisites shall be the regular retail price.

V. Miscellaneous Remarks::

It is estimated that the number of individuals potentially eligible for services under the program is 20 percent of the total population.

UTAH

MEDICAL ASSISTANCE DRUG PROGRAM UNDER TITLE XIX

Welfare Officials, Consultants and Committees

1. Social Services Department Officials:

|  |   |
|--|---|
| Richard P. Lindsay, Director<br>Division of Family Services    | State Department of<br>Social Services<br>231 East 4th, South<br>Salt Lake City, Utah |
| John S. Lange, Director<br>Bureau of Research and Planning     | " "   |
| Frank Dix, Chief<br>Medical Services Section                   | " "   |
| Lloyd Nelson, Assistant Director<br>Social Services Branch     | " "   |
| Heber Mehr, Assistant Director<br>Program Operations           | " "   |
| El Moine W. Kirkham, Assistant Director<br>Management Services | " "   |
| Roger Glines, Director<br>Bureau of Finance                    | " "   |

3. Family Services Division Consultants:

Harold E. Merkeley, M.D.  
2020 South 13th, East  
Salt Lake City

Marcus H. Burton, D.D.S.  
617 East South Temple  
Salt Lake City

Pharmacist (Part-time):

Mrs. Raedell Ashley, R.Ph.  
3005 Highland Drive  
Salt Lake City

State Department of  
Social Services  
231 East 4th, South  
Salt Lake City, Utah



## 3. Social Services Department Medical Care Advisory Committee:

Utah State Hospital Assoc.

Max A. McBeth, Chairman  
Assistant Administrator  
2440 Harrison Boulevard  
Ogden  
(Thos. D. Dee Memorial Hosp.)

Lay Representative

Mrs. Joe H. Ashworth  
3866 North 650, East  
Provo

Utah State Medical Assoc.

Paul A. Clayton, M.D.  
1060 East 1st, South  
Salt Lake City

Utah Pharmaceutical Assoc.

C. Albert Olson  
995 East 500, North  
Bountiful

Utah State Nurses Assoc.

Maxine Thomas (Mrs.)  
Community Nursing Service  
617 East 4th, South  
Salt Lake City

Utah State Health Department

G. D. Carlyle Thompson, M.D.  
Director of Public Health  
Utah State Health Department  
44 Medical Drive  
Salt Lake City

Utah State Department of  
Public Instruction

Phil Clinger  
Office of Rehabilitation Service  
University Club Building  
136 East South Temple  
Salt Lake City

Utah State Legislative Council

Millie Oberhansley (Mrs.)  
4150 West 5500, South  
Kearns

Utah Chapter NASW

Grant Hyer, ACSW, Director  
Social Service Department  
LDS Hospital  
8th Avenue and C Street  
Salt Lake City

Utah Dental Association

Albert D. Clark, D.D.S.  
65 East 2nd, South  
Provo

University of Utah

College of Medicine  
John Williams  
Assistant Administrator  
Univ. of Utah Hospital  
50 North Medical Drive  
Salt Lake City

Utah State Nursing Home  
Association

Clark Bonner  
1205 East 4725, South  
Salt Lake City

Utah Women's Legislative  
Council

Mrs. Robert R. Terrell  
1748 Oneida  
Salt Lake City 84108

Utah State Assoc. of Counties

Jack E. Christensen, Exec. Dir.  
Newhouse Hotel  
Salt Lake City

## Medical Care Advisory Committee (continued):

Member of Welfare Board

Bruce J. Parsons, O.D.  
120 East 4800 South  
Murray 84107

Member at Large

Bruce A. Walter, M.D., M.P.H.  
Director  
Medical Care Services  
Utah State Health Division  
44 Medical Drive  
Salt Lake City

4. Executive Officers of State Medical Society and State  
Pharmaceutical Association:

## A. Medical Society:

Hoyt Brewster  
Executive Secretary  
Utah State Medical Association  
42 South Fifth East Street  
Salt Lake City, Utah 84102  
Phone: (801) 355-7477

## B. Pharmaceutical Association:

H. Ward McCarty  
Executive Secretary  
Utah Pharmaceutical Association  
1086 East 21st Street  
Salt Lake City, Utah 84106  
Phone: (801) 484-9141

VERMONT

MEDICAL ASSISTANCE DRUG PROGRAM (TITLE XIX)

Title XIX Program Began July 1, 1966

I. BENEFITS PROVIDED AND GROUPS ELIGIBLE

| Type of Benefit                | Money Payment Recipients |    |      |      | Medically Needy (M N) <sup>1/</sup> |   |   |   |                   |              |
|--------------------------------|--------------------------|----|------|------|-------------------------------------|---|---|---|-------------------|--------------|
|                                | OAA                      | AB | APTD | AFDC | Category Related                    |   |   |   | Children Under 21 | Other* (SFO) |
| Prescribed Drugs <sup>2/</sup> | x                        | x  | x    | x    | x                                   | x | x | x | x                 | x            |
| Inpatient Hospital Care        | x                        | x  | x    | x    | x                                   | x | x | x | x                 | x            |
| Outpatient Hospital Care       | x                        | x  | x    | x    | x                                   | x | x | x | x                 | x            |
| Laboratory & X-ray Service     | x                        | x  | x    | x    | x                                   | x | x | x | x                 | x            |
| Skilled Nursing Home Services  | x                        | x  | x    | x    | x                                   | x | x | x | x                 | x            |
| Physician Services             | x                        | x  | x    | x    | x                                   | x | x | x | x                 | x            |
| Dental Services                |                          |    |      |      |                                     |   |   |   |                   |              |
| Other Benefits:                |                          |    |      |      |                                     |   |   |   |                   |              |

\*SFO - State Funds Only - Federal matching for administrative costs.

II. EXPENDITURES FOR DRUGS. Payments to Pharmacists by fiscal year ending June 30:

| CATEGORY | (Amounts in Thousands) |      |      |       |       |
|----------|------------------------|------|------|-------|-------|
|          | 1965                   | 1966 | 1967 | 1968  | 1969  |
| OAA      |                        |      |      | \$    | \$    |
| MAA      |                        |      |      |       |       |
| AB       |                        |      |      |       |       |
| APTD     |                        |      |      |       |       |
| AFDC     |                        |      |      |       |       |
| Total    |                        |      |      | \$235 | \$990 |

<sup>1/</sup> Effective April 1, 1968

<sup>2/</sup> Effective January 1, 1968

## VERMONT

## MEDICAL ASSISTANCE DRUG PROGRAM UNDER TITLE XIX

## III. How Administered:

By the State Department of Social Welfare through its twelve district offices.

## IV. Provisions Relating to Prescribed Drugs:

Program allows the welfare recipients to have free choice of physicians and pharmacists.

## A. General Exclusions (diseases, drug categories, etc.):

B. Formulary: None, provided drug is included in the United States Pharmacopœia, National Formulary, U.S. Homeopathic Pharmacopœia, New Drugs or in Accepted Dental Remedies. A drug manual is provided and pharmacists are requested to enter the drug code shown in the manual; the code is a six digit, alpha-numeric code (e.g. Phenobarbital Tablet  $1\frac{1}{2}$  grain: ID9178).

## C. Prescribing or Dispensing Limitations:

1. Terminology: Generic prescribing is encouraged.
2. Quantity of Medication: Initial prescription is limited to 30 days' supply.
3. Refills: Up to five refills may be authorized by physician.

## D. Prescription Charge Formula:

For prescribed legend or non-legend drugs: Acquisition cost, based on Blue Book or Red Book, plus professional fee of \$1.75. Charge must not exceed that for private sector.

## VERMONT

## MEDICAL ASSISTANCE DRUG PROGRAM UNDER TITLE XIX

Welfare Officials, Consultants and Committees

## 1. Welfare Department Officials:

Joseph W. Betit  
CommissionerState Department of  
Social Selfare  
State Office Building  
Montpelier, Vermont 05602Vasili Bellini, Director  
Div. of Family Services

" "

Elmo A. Sassorossi, Director  
Div. of Medical Care Services

" "

Robert Webster, R.Ph.

" "

## 2. Welfare Department Consultants:

Physicians (Part-time):

Robert J. White, M.D.

" "

Carlton E. Marshall, M.D.

" "

## 3. Vermont Advisory Council on Medical Programs:

Edward E. Friedman, M.D.  
Chairman  
Assistant Commissioner  
Department of Health  
115 Colchester Avenue  
Burlington 05401Paul Eastman, R.Ph.  
101 Maple Street  
Newport 05855Mrs. Ruby Carr, R.N.  
Vermont State Nurses Assoc.  
140 Bellevue Avenue  
Rutland 05701Francis S. Irons  
70 Clarendon Street  
Montpelier 05602Alvin L. Schein, D.D.S.  
256 Pearl Street  
Burlington 05401Dr. Edward Andrews, Dean  
University of Vermont  
College of Medicine  
Burlington 05401Frederick A. Hale  
Medical Center Hospital of  
Vermont  
Burlington 05401

## Vermont Advisory Council on Medical Programs (continued):

Ralph Sussman, M.D.  
Department of Pediatrics  
University of Vermont  
College of Medicine  
Burlington 05401

Raymond Gobeil  
c/o Patenaude Rest Home  
Derby 05829

David Gray, M.D., Director  
Medical Care Facilities  
Department of Health  
115 Colchester Avenue  
Burlington 05401

Roy V. Buttles, M.D.  
1 Clarendon Avenue  
Montpelier 05602

Terrance D. O'Brien, O.D.  
152 Main Street  
Montpelier 05602

James J. Lowe  
Town Manager  
Colchester 05446

Miss Joyce O. Stickney, R.N.  
Department of Health  
115 Colchester Avenue  
Burlington 05401

Ralph Jardine, M.D.  
Lyndonville 05851

4. Executive Officers of State Medical Society and State  
Pharmaceutical Association:

A. Medical Society:

Getty Page (Mr.)  
Executive Secretary  
Vermont State Medical Society  
128 Merchants Row  
Rutland 05701  
Phone: 802/773-2933

B. Pharmaceutical Association:

L. Arthur Doty  
Executive Secretary  
Vermont Pharmaceutical Association  
Box 794  
Rutland, Vermont 05701

VIRGINIA

MEDICAL ASSISTANCE DRUG PROGRAM (TITLE XIX)

Title XIX Program Began July 1, 1969

I. BENEFITS PROVIDED AND GROUPS ELIGIBLE

| Type of Benefit               | Money Payment Recipients |    |      |      | Medically Needy (M N) |    |      |      |                 |
|-------------------------------|--------------------------|----|------|------|-----------------------|----|------|------|-----------------|
|                               | OAA                      | AB | APTD | AFDC | Category Related      |    |      |      | Children Other* |
|                               | OAA                      | AB | APTD | AFDC | OAA                   | AB | APTD | AFDC | Under 21 (SFO)  |
| Prescribed Drugs              | x                        | x  | x    | x    | x                     | x  | x    | x    | x               |
| Inpatient Hospital Care       | x                        | x  | x    | x    | x                     | x  | x    | x    | x               |
| Outpatient Hospital Care      | x                        | x  | x    | x    | x                     | x  | x    | x    | x               |
| Laboratory & X-ray Service    | x                        | x  | x    | x    | x                     | x  | x    | x    | x               |
| Skilled Nursing Home Services | x                        | x  | x    | x    | x                     | x  | x    | x    | x               |
| Physician Services            | x                        | x  | x    | x    | x                     | x  | x    | x    | x               |
| Dental Services               |                          |    |      |      |                       |    |      |      |                 |

Other Benefits:

Home health care; clinic; prostheses; transportation; family planning; medical supplies; whole blood; optometrist and podiatrist.

\*SFO - State Funds Only - Federal matching for administrative costs.

II. EXPENDITURES FOR DRUGS. Payments to Pharmacists by fiscal year ending June 30:

(Amounts in Thousands)

| CATEGORY                | 1965  | 1966  | 1967  | 1968              | 1969  |
|-------------------------|-------|-------|-------|-------------------|-------|
| OAA                     | \$315 | \$595 | \$699 | \$822             | \$886 |
| MAA                     |       |       |       |                   |       |
| AB                      |       |       |       |                   |       |
| APTD                    |       |       |       |                   |       |
| AFDC                    |       |       |       |                   | 1     |
| Total Public Assistance | 315   | 595   | 699   | 822               | 887   |
| General Assistance      |       |       |       | 205 <sup>1/</sup> |       |
| Grand Total             | \$315 | \$595 | \$699 | \$1,027           | \$887 |

<sup>1/</sup> Estimated

## VIRGINIA

## MEDICAL ASSISTANCE DRUG PROGRAM UNDER TITLE XIX

## III. How Administered:

By the State Health Department, under the Division of Medical and Hospital Services. Determination of eligibility is made by the Department of Welfare.

## IV. Provisions Relating to Prescribed Drugs:

- A. General Exclusions (diseases, -drug categories, etc.):  
Eight therapeutic categories of non-legend drugs added May 1, 1970. They must be prescribed by a physician. No refills. Pharmacist authorized to dispense nearest shelf-package size if physician prescribes an odd quantity.
- B. Formulary: None
- C. Prescribing or Dispensing Limitations:
  - 1. Terminology: None
  - 2. Quantity of Medication: None
  - 3. Refills: Physician may authorize refills for 3 to 6 months. Refills limited to 2 and must be acquired within 90 days.
  - 4. Dollar Limits: None
- D. Prescription Charge Formula: Usual and customary. Acquisition costs plus service fee.

## V. Miscellaneous Remarks:

Blue Cross-Blue Shield is the fiscal intermediary for the Medical Assistance Program.

Virginia estimated that 100,000 categorically needy persons would be eligible at the beginning of the program, and that 283,000 medically needy would become eligible on January 1, 1970. The cost of the program for the first 12 months was estimated to be \$54 million, of which the Federal would contribute 65 percent, or \$35.1 million.



## VIRGINIA

## MEDICAL ASSISTANCE DRUG PROGRAM UNDER TITLE XIX

Officials, Consultants and Committees

## A. Health Officials, Consultants and Committees:

## 1. Department of Health Officials:

|  |  |
|--|--|
| Mack I. Shanholtz, M.D.  | State Department of Health<br>Richmond, Virginia 23219 |
| Vance H. Long, Administrator<br>Medical Assistance Program                   | " "  |
| Edwin M. Brown, M.D.<br>Medical Director<br>Medical Assistance Program       | " "  |
| J. B. Kenley, M.D., Director<br>Division of Medical and<br>Hospital Services | " "  |

## 2. Governor's Advisory Committee on Medicaid:

Medical Society of Virginia  
Wm. Grossman, M.D. (Chairman)  
Russell V. Buxton, M.D.  
Alexander McCausland, M.D.

Virginia Hospital Service Association  
Charles P. Cardwell, Jr.

Virginia Medical Service Association  
William H. King

Virginia State Dental Association  
Jason R. Lewis, D.D.S.

Private Insurance Carriers  
Harley Duane  
John L. Tuttle

Medical School Representative  
Kinloch Nelson, M.D.

Virginia Nursing Home Association  
Robert L. Gordon

Governor's Advisory Committee on Medicaid (continued):

Virginia Academy of General Practice

A. Epes Harris, Jr., M.D.

Virginia State Hospital Association:

Harold Prather

Virginia Pharmaceutical Association

J. Curtis Nottingham

Ex Officio:

Otis L. Brown  
Director

State Department of Welfare  
and Institutions

Hiram W. Davis, M.D.  
Commissioner

State Department of Mental  
Hygiene and Hospitals

Mack I. Shanholtz, M.D.  
Commissioner

State Department of Health

B. Department of Welfare Officials and Consultants:

Otis L. Brown  
Director

State Department of Welfare  
and Institutions  
429 Belvidere Street  
Richmond, Virginia 23220

Herbert A. Krueger, Director  
Division of General Welfare

" "

Miss Eula Jane Armstrong, Chief  
Bureau of Assistance and  
Service Program

" "

J. A. Wright, M.D. (Part-time)

" "

C. Executive Officers of State Medical Society and State  
Pharmaceutical Association:

1. Medical Society:

Robert I. Howard  
Executive Secretary and  
Director of Public Relations  
Medical Society of Virginia  
4205 Dover Road  
Richmond, Virginia 23221  
Phone: 703/353-8701

2. Pharmaceutical Association:

R. Michael Berryman  
Managing Director  
Virginia Pharmaceutical  
Association  
3119 West Clay Street  
Richmond, Virginia 23230  
Phone: 703/355-7941

## VIRGIN ISLANDS

## MEDICAL ASSISTANCE DRUG PROGRAM (TITLE XIX)

Title XIX Program Began July 1, 1966

## I. BENEFITS PROVIDED AND GROUPS ELIGIBLE

| Type of Benefit               | Money Payment Recipients |    |      |      | Medically Needy (M N) |    |      |      |                   |              |
|-------------------------------|--------------------------|----|------|------|-----------------------|----|------|------|-------------------|--------------|
|                               | OAA                      | AB | APTD | AFDC | Category Related      |    |      |      | Children Under 21 | Other* (SFO) |
|                               |                          |    |      |      | OAA                   | AB | APTD | AFDC |                   |              |
| Prescribed Drugs              | x                        | x  | x    | x    | x                     | x  | x    | x    | x                 | x            |
| Inpatient Hospital Care       | x                        | x  | x    | x    | x                     | x  | x    | x    | x                 | x            |
| Outpatient Hospital Care      | x                        | x  | x    | x    | x                     | x  | x    | x    | x                 | x            |
| Laboratory & X-ray Service    | x                        | x  | x    | x    | x                     | x  | x    | x    | x                 | x            |
| Skilled Nursing Home Services | x                        | x  | x    | x    | x                     | x  | x    | x    | x                 |              |
| Physician Services            | x                        | x  | x    | x    | x                     | x  | x    | x    | x                 |              |
| Dental Services               | x                        | x  | x    | x    | x                     | x  | x    | x    | x                 | x            |
| Other Benefits:               |                          |    |      |      |                       |    |      |      |                   |              |

\*SFO - State Funds Only - Federal matching for administrative costs.

## II. EXPENDITURES FOR DRUGS. Payments to Pharmacists by fiscal year ending June 30:

| CATEGORY | (Amounts in Thousands) |           |                    |                    |                    |
|----------|------------------------|-----------|--------------------|--------------------|--------------------|
|          | 1965                   | 1966      | 1967 <sup>1/</sup> | 1968 <sup>1/</sup> | 1969               |
| OAA      |                        | \$ 3      |                    | \$                 | \$                 |
| MAA      |                        | 7         |                    |                    |                    |
| AB       |                        | <u>2/</u> |                    |                    |                    |
| APTD     |                        | 1         |                    |                    |                    |
| AFDC     |                        | 2         |                    |                    |                    |
| Total    |                        | \$13      |                    | \$32 <sup>3/</sup> | \$26 <sup>3/</sup> |

<sup>1/</sup> A designated hospital pharmacy is the primary source of prescribed drugs. Local pharmacy only when necessary.<sup>2/</sup> Less than \$500<sup>3/</sup> Partly estimated. Includes State Pharmacy Program made without Federal participation.

VIRGIN ISLANDS

MEDICAL ASSISTANCE DRUG PROGRAM UNDER TITLE XIX

III. How Administered:

Department of Health through a network of public medical facilities.

IV. Provisions relating to prescribed drugs:

Broad coverage as provided by public medical facilities.



B. Department of Social Welfare Officials:

Dr. Macon M. Berryman  
Commissioner

Department of Social Welfare  
Charlotte Amalie  
St. Thomas, Virgin Islands  
00801

C. Executive Officer of Virgin Islands Medical Society:

Ronald E. Memdelsohn, M.D.  
Secretary  
Virgin Islands Medical Society  
Knud Hansen Meml. Hospital  
St. Thomas, V. I. 00801

## WASHINGTON

## MEDICAL ASSISTANCE DRUG PROGRAM (TITLE XIX)

Title XIX Program Began July 1, 1966

## I. BENEFITS PROVIDED AND GROUPS ELIGIBLE

| Type of Benefit               | Money Payment Recipients |    |      |      | Medically Needy (M N) Category Related Children Other* |    |      |      |          |       |
|-------------------------------|--------------------------|----|------|------|--|----|------|------|----------|-------|
|                               | OAA                      | AB | APTD | AFDC | OAA  | AB | APTD | AFDC | Under 21 | (SFO) |
| Prescribed Drugs              | x                        | x  | x    | x    | x  | x  | x    | x    | x        | x     |
| Inpatient Hospital Care       | x                        | x  | x    | x    | x  | x  | x    | x    | x        | x     |
| Outpatient Hospital Care      | x                        | x  | x    | x    | x  | x  | x    | x    | x        | x     |
| Laboratory & X-ray Service    | x                        | x  | x    | x    | x  | x  | x    | x    | x        | x     |
| Skilled Nursing Home Services | x                        | x  | x    | x    | x  | x  | x    | x    | x        | x     |
| Physician Services            | x                        | x  | x    | x    | x  | x  | x    | x    | x        | x     |
| Dental Services               | x                        | x  | x    | x    | x  | x  | x    | x    | x        | x     |
| Other Benefits:               |                          |    |      |      |  |    |      |      |          |       |

\*SFO - State Funds Only - Federal matching for administrative costs.

## II. EXPENDITURES FOR DRUGS. Payments to Pharmacists by fiscal year ending June 30:

(Amounts in Thousands)

| CATEGORY           | 1965    | 1966    | 1967    | 1968    | 1969    |
|--------------------|---------|---------|---------|---------|---------|
| OAA                | \$1,147 | \$1,033 | \$1,433 | \$2,191 | \$2,509 |
| MAA                | 61      | 59      |         |         |         |
| AB                 | 23      | 21      | 27      | 36      | 39      |
| APTD               | 946     | 929     | 1,098   | 1,114   | 1,215   |
| AFDC <sup>1/</sup> | 372     | 400     | 501     | 753     | 928     |
| Total              | \$2,549 | \$2,442 | \$3,059 | \$4,094 | \$4,691 |

<sup>1/</sup> Excludes expenditures of \$3,900 (FY 1967), \$17,261 (FY 1968) and \$40,591 (FY 1969) for medically needy children under 21

1970

## WASHINGTON

## MEDICAL ASSISTANCE DRUG PROGRAM UNDER TITLE XIX

## III. How Administered:

State Vendor Drug Program administered by the State Department of Public Assistance through its 31 county offices, some of which serve more than one area.

## IV. Provisions relating to prescribed drugs:

- A. General Exclusions (diseases, drug categories, etc.):  
Medicine chest drugs are not provided. Non-formulary drugs are provided in an emergent life-endangering situation and/or medically mandatory.
- B. Formulary: Yes. Formulary includes 2,800 listings by drug product name, quantity, dosage form and strength, with corresponding wholesale price. Formulary is revised about every two years and includes established rates.
- C. Prescribing or dispensing limitations:
  1. Terminology: None
  2. Quantity of Medication: All prescriptions in excess of \$15.00 must be signed personally by the prescribing physician and the medical consultant before payment will be made.
  3. Refills: Allowed on formulary drugs only.
  4. Dollar Limits: No limits.
- D. Prescription charge formula: Red Book, or Blue Book cost plus  $66 \frac{2}{3}$  percent. Minimum of \$1.50 allowed per prescription. Charge for a welfare prescription must not exceed charge to the general public.



## V. Miscellaneous Remarks:

Medical care program is a limited program to meet essential, chronic, emergent and acute conditions - not intended to provide all drugs.

Name of manufacturer of drug dispensed must be recorded on each welfare prescription.

Welfare Prescription Drug Program has now been converted to Data Processing System with all utilized drugs listed for machine processing requiring the following information from the Pharmacist Vendor: Manufacturer code; Manufacturer catalog number for the drug; Number of units dispensed; Charge.

WASHINGTON

MEDICAL ASSISTANCE DRUG PROGRAM UNDER TITLE XIX

Welfare Officials, Consultants, and Committees

1. Welfare Department Officials:

|   |  |
|---|--|
| Sidney E. Smith<br>Director   | State Department of<br>Public Assistance<br>P.O. Box 1162<br>Olympia, Washington 98501 |
| Quenten L. Emery<br>Deputy Director   | " "  |
| Frank L. Daniels<br>Administrative Officer  | " "  |
| Robert P. Hall, M.D., Asst. Director<br>Division of Medical Care                            | " "  |
| Mary Lou Everson, Assistant Director<br>Division of Management Services                     | " "  |
| Duane M. Paxson, Assistant Director<br>Division of Staff Services                           | " "  |
| William B. Pope, Assistant Director<br>Division of Social Services                          | " "  |
| T. Loren Keely, Assistant Director<br>Division of Legal Aid Services                        | " "  |
| Everett C. Riser, R.Ph.<br>Pharmaceutical Program Administrator<br>Division of Medical Care | " "  |

2. Welfare Department Medical Consultants (at county level):

|                          |                     |
|--------------------------|---------------------|
| A. Full-time:            | <u>Local Office</u> |
| Frank V. Brown, M.D.     | Spokane             |
| Joseph Fischnaller, M.D. | King                |

Welfare Department Medical Consultants (at county level) -  
(continued):

| B. Part-time:               | <u>Local Office</u>     |
|-----------------------------|-------------------------|
| John S. Dunlop, M.D.        | Clarkston               |
| Albert V. Mills, M.D.       | Pasco                   |
| G. Charles Sutch, M.D.      | "                       |
| Lecil C. Miller, M.D.       | Wenatchee               |
| Harry Hunter, M.D.          | "                       |
| Frank J. Skerbeck, M.D.     | Port Angeles            |
| G. Gordon Essert, M.D.      | Vancouver, White Salmon |
| Henry M. Wiswall, M.D.      | Kelso, Cathlamet        |
| Ronald M. Gill, M.D.        | Ephrata                 |
| Harry C. Watkins, Jr., M.D. | Aberdeen                |
| Robert E. Baird, M.D.       | King                    |
| P. John Caputo              | "                       |
| Walter P. H. de Groot, M.D. | "                       |
| Bryce McMurraray, M.D.      | "                       |
| Robert Bright, M.D.         | Bremerton               |
| Burton A. Foote, M.D.       | Ellensburg              |
| W. D. Turner, M.D.          | Chehalis                |
| Wayne Carte, M.D.           | Shelton                 |
| Lyle J. Cowan, M.D.         | Okanogan                |
| Robert B. Morrow, M.D.      | Newport                 |
| DeMaurice Moses, M.D.       | Tacoma                  |
| Harold J. Greer, M.D.       | Mount Vernon            |
| Kenneth Kinard, M.D.        | Everett                 |
| Harold Cooper, M.D.         | "                       |
| Edmund W. Gray, M.D.        | Colville                |
| L. A. Campbell, M.D.        | Olympia                 |

## Welfare Department Medical Consultants - Part-time (continued):

Local Office

|   |                 |
|---|-----------------|
| Ralph Keyes, M.D.                                   | Walla Walla     |
| Robert L. Rood, M.D.<br>Buell C. Kingsley, M.D.     | Bellingham<br>" |
| G. Dean Barth, M.D.                                 | Colfax          |
| Terrence J. McDonald, M.D.<br>Carl C. Walters, M.D. | Yakima<br>"     |

## 3. Welfare Department Advisory Committees:

## A. Medical Care Advisory Committee:

(Twelve members, all of whom are appointed by the Director, who designates the chairman. Presently there are two vacancies.)

|  |   |
|--|---|
| Ludwig Lobe, <u>Chairman</u><br>Laventhol, <u>Krekstein</u> ,<br>Horwath & Horwath<br>Plaza 600 Bldg., Suite 1200<br>Seattle 98121 | Sister Virginia Schwager<br>Administrator<br>Providence Hospital<br>17th and East Jefferson<br>Seattle 98122                                    |
| Vern E. Cressey, M.D.<br>508 Sixth, West<br>Spokane 99204  | William O. Robertson, M.D.<br>Associate Dean<br>University of Washington<br>School of Medicine<br>15th Avenue N.E. & N.E. 40th<br>Seattle 98105 |
| Mrs. Lester Fishback (Kay)<br>1302 Symons<br>Richland 99352  | Howard Breskin<br>Hoge Building #803<br>701 Second Avenue<br>Seattle 98104  |
| Mrs. William Sodt (Rita)<br>521 - 14th Street<br>Bellingham 98225  | Mrs. William H. Gates, Jr. (Mary)<br>5161 N.E. 41st Street<br>Seattle 98105   |
| Waldo O. Mills, M.D.<br>Washington State Medical<br>Association<br>444 N.E. Ravenna Boulevard<br>Seattle 98115                     | DeMaurice Moses, M.D.<br>2709 Linden Drive<br>Puyallup 98371  |

## Medical Care Advisory Committee (continued):

Ex Officio Members:

Fred Peters, M.D.  
Clinical Director  
King County Unit  
Department of Institutions  
Fort Steilacoom Branch  
Tacoma 98494

Jess B. Spielholz, M.D., Chief  
Division of Health Services  
Department of Health  
Public Health Building  
Olympia 98501

## B. Pharmacist Advisory Committee:

Ray Olson, Chairman  
Lincoln Pharmacy  
701 South 38th Street  
Tacoma 98408

Roy Tufts  
Tufts Chalet West Pharmacy  
5605 Summit View Avenue  
Yakima 98902

Steve Wells  
Wells Drug Store  
617 South First  
Mount Vernon 98273

Bill Woods  
Woods Lakeshore Pharmacy  
525 State Street  
Kirkland 98033

Orrin Danielson  
Green & Jackson Drug Co.  
19 West Main  
Walla Walla 99362

Warren Lindblad  
Warren's Pharmacy  
19919 - 1st Avenue, South  
Seattle 98148

Bert Porter  
Porter Drugs  
South 501 Thor  
Spokane 99202

Ex Officio Members:

Reed Bement, Executive Secretary  
Washington State Pharm. Assoc.  
6619 White-Henry-Stuart Bldg.  
Seattle 98101

Virgil Sheppard, President  
Washington State Pharm. Assoc.  
Sheppard's West Seattle Drug  
2600 California Avenue S.W.  
Seattle 98116

Richard W. Fowler  
Associate Executive Secretary  
Washington State Pharm. Assoc.  
6619 White-Henry-Stuart Bldg.  
Seattle 98101

4. Executive Officers of State Medical Society and State  
Pharmaceutical Association:

A. Medical Society:

Richard F. Gorman  
Executive Secretary  
Washington State Medical Association  
444 N.E. Ravenna Boulevard  
Seattle, Washington 98115  
Phone: 206/523-9110

B. Pharmaceutical Association:

Reed Bement  
Executive Secretary  
Washington State Pharmaceutical Association  
6619 White-Henry-Stuart Building  
Seattle, Washington 98101  
Phone: 206/624-4818

WEST VIRGINIA

MEDICAL ASSISTANCE DRUG PROGRAM (TITLE XIX)

Title XIX Program Began July 1, 1966

I. BENEFITS PROVIDED AND GROUPS ELIGIBLE

| Type of Benefit               | Money Payment Recipients |    |      |      | Medically Needy (M N ) |    |      |      |          |        |
|-------------------------------|--------------------------|----|------|------|------------------------|----|------|------|----------|--------|
|                               |                          |    |      |      | Category Related       |    |      |      | Children | Other* |
|                               | OAA                      | AB | APTD | AFDC | OAA                    | AB | APTD | AFDC | Under 21 | (SFO)  |
| Prescribed Drugs              | x                        | x  | x    | x    |                        |    |      |      |          |        |
| Inpatient Hospital Care       | x                        | x  | x    | x    |                        |    |      |      |          |        |
| Outpatient Hospital Care      | x                        | x  | x    | x    |                        |    |      |      |          |        |
| Laboratory & X-ray Service    | x                        | x  | x    | x    |                        |    |      |      |          |        |
| Skilled Nursing Home Services | x                        | x  | x    | x    |                        |    |      |      |          |        |
| Physician Services            | x                        | x  | x    | x    |                        |    |      |      |          |        |
| Dental Services               | x                        | x  | x    | x    |                        |    |      |      |          |        |
| Other Benefits:               |                          |    |      |      |                        |    |      |      |          |        |

\*SFO - State Funds Only - Federal matching for administrative costs.

II. EXPENDITURES FOR DRUGS. Payments to Pharmacists by fiscal year ending June 30:

| CATEGORY    | (Dollar Amounts in Thousands) |         |                  |         |                  |         |  |
|-------------|-------------------------------|---------|------------------|---------|------------------|---------|--|
|             | 1966                          | 1967    | 1968             |         | 1969             |         |  |
|             |                               |         | Persons Eligible | 1/      | Persons Eligible | 1/      |  |
| OAA         | \$ 473                        | \$ 538  | 14,075           | \$ 522  | 14,798           | \$ 608  |  |
| MAA         | 1,058                         | 214     |                  |         |                  |         |  |
| AB          | 20                            | 22      | 745              | 20      | 768              | 24      |  |
| APTD        | 212                           | 277     | 7,249            | 291     | 8,466            | 391     |  |
| AFDC        | 849                           | 933     | 89,276           | 958     | 86,786           | 1,119   |  |
| MN Aged     |                               |         |                  |         |                  |         |  |
| MN Blind    |                               |         |                  |         |                  |         |  |
| MN Disabled |                               |         |                  |         |                  |         |  |
| MN Children |                               |         |                  |         |                  |         |  |
| Total       | \$2,622                       | \$1,984 | 111,345          | \$1,791 | 110,818          | \$2,142 |  |

1/ Average number for the year

## WEST VIRGINIA

## MEDICAL ASSISTANCE DRUG PROGRAM UNDER TITLE XIX

## III. How Administered:

By the State Department of Welfare through its county departments in each of 55 counties. Recipient eligibility under vendor drug program determined by county departments. Pharmacists send billing direct to State office.

## IV. Provisions Relating to Prescribed Drugs:

- A. General Exclusions (diseases, drug categories, etc.): Eligible drug categories are listed for chronic illnesses. Department will not pay for medicine chest items, vitamins (except for prenatal use and pediatric vitamin drops), and appetite depressants. Tranquilizers and barbiturates in combination with program drugs are approved. Psychotherapeutic drugs are permitted for referral patients on an individual basis by the staff psychiatrist. Special consideration may also be given on an individual basis for any special drug need by the Medical Director.
- B. Formulary: None
- C. Prescribing or Dispensing Limitations:
1. Terminology: None
  2. Quantity of Medication: 30-day supply can be prescribed for chronic conditions. 10-day supply may be prescribed in acute conditions.
  3. Refills: Physician may authorize 5 refills in chronic conditions. No refills permitted in acute conditions.
  4. Dollar Limits: None
- D. Prescription Charge Formula: Wholesale cost plus percentage mark-up. Add 66-2/3% if cost under \$3. Add 50% if cost \$3 to \$7.99. Add 33-1/3% if cost \$8 or more. Red Book or Blue Book basis for acquisition cost. Minimum price \$1.50.



## V. Miscellaneous Remarks:

The Welfare Department has an annual expenditure of approximately \$96 million for money grants and services. Of this circa one-fourth, or roughly \$23.5 million, is State money, the balance being provided by the Federal government.

Aid is being extended to approximately 10% of the State's population, or about 180,000 persons each month. Of these, 110,000 receive cash grants.

The State provides prescribed drugs to approximately 17,000 elderly persons who meet established standards of eligibility and who are in need of chronic drugs. This program is provided with State funds only.

## WEST VIRGINIA

## MEDICAL ASSISTANCE DRUG PROGRAM UNDER TITLE XIX

Welfare Officials, Consultants and Committees

## 1. Welfare Department Officials:

|   |  |
|---|--|
| Edwin F. Flowers<br>Commissioner  | West Virginia Department<br>of Welfare<br>1800 Washington Street, East<br>Charleston, W. Va. 25305 |
| John A. Yankey<br>Deputy Commissioner                                     | " "  |
| Robert Cline, Director<br>Division of Research<br>and Project Development | " "  |
| Mrs. Helen M. Condry, Director<br>Division of Medical Care                | " "  |
| J. L. Mangus, M.D.<br>Medical Director (Half-time)                        | " "  |
| William B. Rossman, M.D.<br>Psychiatrist Consultant (Part-time)           | " "  |
| F. A. Sines, D.D.S.<br>Dental Consultant (Part-time)                      | " "  |
| Bernard Schlact, R.Ph.<br>Pharmaceutical Consultant                       | " "  |
| E. Ross Epling<br>Clinical Psychologist                                   | " "  |
| Mrs. Amelia B. Cook, R.N.<br>Nursing Consultant                           | " "  |
| Mrs. Barbara White, M.S.W.<br>Social Work Consultant                      | " "  |

## 2. State Welfare Department Medical Services Advisory Council:

- A. Five members from fields of medicine, dentistry, hospital administration, pharmacy, nursing and public - appointed by Commissioner, with Director of Health ex officio:

Steve Soltis, Hospital Administrator - Chairman  
 James D. Faber, D.D.S.  
 Stephen Walker, Pharmacist  
 Seigle Parks, M.D.  
 Fred Otto, Layman  
 N. H. Dyer, M.D., M.P.H., ex officio

- B. Welfare Committee Members of the West Virginia Pharmaceutical Association:

John H. Rice, Chairman  
 Box 336  
 Shinnston 26431

Michael Musulin  
 P.O. Box 2549  
 Charleston 25329

Clifford L. Comm  
 323 Virginia Avenue  
 Chester 26034

Edward Rockis  
 162 High Street  
 Morgantown 26505

Thomas L. Hall  
 314 Lee Street  
 Glendale 26038

Julia Bailey  
 129 Circle Drive  
 Fairmont 26554

David S. Harman  
 329 Main Street  
 New Martinsville 26155

Ed Toompas  
 115 Manden  
 Clarksburg 26301

George S. Cinci  
 414 Market Street  
 Parkersburg 26101

Carroll Martin  
 115 Third Street  
 Elkins 26241

Robert Johnson  
 136 West 11th Avenue  
 Huntington 25701

William H. Shaver  
 515 East Washington Street  
 Lewisburg 25901

Joe Johnston  
 400 Parkway Street  
 Beckley 25801

Gene Judy  
 13 South Main Street  
 Petersburg 26847

Welfare Committee Members (continued):

Joe Monti, Jr.  
Box 668  
Welch 24801

Jack Gilmore  
123 Sayer Circle  
Logan 25601

3. Executive Officers of State Medical Society and State  
Pharmaceutical Association:

A. Medical Society:

William H. Lively  
Executive Secretary  
West Virginia State Medical  
Association  
Box 1031  
Charleston, West Virginia 25324  
Phone: 304/346-0551

B. Pharmaceutical Association:

Samuel W. Channel  
Executive Secretary  
West Virginia Pharmaceutical  
Association  
P.O. Box 1871  
Charleston, West Virginia 25327  
Phone: 304/344-8348

## WISCONSIN

## MEDICAL ASSISTANCE DRUG PROGRAM (TITLE XIX)

Title XIX Program Began July 1, 1966

## I. BENEFITS PROVIDED AND GROUPS ELIGIBLE

| Type of Benefit               | Money Payment Recipients |    |      |      | Medically Needy (M <sup>N</sup> ) |    |      |      |                 |
|-------------------------------|--------------------------|----|------|------|-----------------------------------|----|------|------|-----------------|
|                               | OAA                      | AB | APTD | AFDC | Category Related                  |    |      |      | Children Other* |
|                               |                          |    |      |      | OAA                               | AB | APTD | AFDC | Under 21 (SFO)  |
| Prescribed Drugs              | x                        | x  | x    | x    | x                                 | x  | x    | x    | x               |
| Inpatient Hospital Care       | x                        | x  | x    | x    | x                                 | x  | x    | x    | x               |
| Outpatient Hospital Care      | x                        | x  | x    | x    | x                                 | x  | x    | x    | x               |
| Laboratory & X-ray Service    | x                        | x  | x    | x    | x                                 | x  | x    | x    | x               |
| Skilled Nursing Home Services | x                        | x  | x    | x    | x                                 | x  | x    | x    | x               |
| Physician Services            | x                        | x  | x    | x    | x                                 | x  | x    | x    | x               |
| Dental Services               | x                        | x  | x    | x    | x                                 | x  | x    | x    | x               |
| Other Benefits:               |                          |    |      |      |                                   |    |      |      |                 |

\*SFO - State Funds Only - Federal matching for administrative costs.

## II. EXPENDITURES FOR DRUGS. Payments to Pharmacists by fiscal year ending June 30:

| CATEGORY        | (Dollar Amounts in Thousands) |         |                            |         |                            |         |
|-----------------|-------------------------------|---------|----------------------------|---------|----------------------------|---------|
|                 | 1966                          | 1967    | 1968                       |         | 1969                       |         |
|                 |                               |         | Persons Eligible <u>1/</u> |         | Persons Eligible <u>1/</u> |         |
| OAA             | \$2,099                       | \$      | 21,526                     | \$      | 24,356                     | \$      |
| MAA             | 806                           |         |                            |         |                            |         |
| AB              | 53                            |         | 713                        |         | 764                        |         |
| APTD            | 689                           |         | 7,495                      |         | 8,505                      |         |
| AFDC            | 564                           |         | 114,288                    |         | 129,019                    |         |
| Other <u>2/</u> |                               |         |                            |         | 2,365                      |         |
| MN Aged         |                               |         | 53,505                     |         | 54,121                     |         |
| MN Blind        |                               |         | 241                        |         | 266                        |         |
| MN Disabled     |                               |         | 7,575                      |         | 8,930                      |         |
| MN Children     |                               |         | 96,051                     |         | 106,015                    |         |
| MN Other        |                               |         |                            |         | 854                        |         |
| Total           | \$4,211                       | \$5,223 | 301,394                    | \$7,383 | 335,195                    | \$9,322 |

1/ Different persons eligible at some time during calendar year2/ Essential persons

## WISCONSIN

## MEDICAL ASSISTANCE DRUG PROGRAM UNDER TITLE XIX

## III. How Administered:

The Medical Assistance Program is administered by the State Department of Health and Social Services, with certain responsibilities delegated to 72 local agencies.

## IV. Provisions Relating to Prescribed Drugs:

- A. General Exclusions (diseases, drug categories, etc.):  
No exclusions except food supplements.  
Drugs for medically needy patients limited to legend items.
- B. Formulary: None
- C. Prescribing or Dispensing Limitations:
  - 1. Terminology: None
  - 2. Quantity of Medication: None. Physicians encouraged to prescribe in economical manner. Pharmacists can not dispense more than a 34-day supply.
  - 3. Refills: Physicians encouraged to specify number of refills authorized for definite period. If no specification on original prescription, pharmacist must get authorization from physician for each refill.
  - 4. Dollar Limits: None. Physicians encouraged to prescribe in most economical manner.
- D. Prescription Charge Formula:

Usual prescription charges are authorized subject to guidelines established by the State Department of Health and Social Services.

## V. Miscellaneous Remarks:

The recipients have free choice of pharmacy under MAP Title XIX in Wisconsin.

A total of 305,927 persons received services under the program in calendar year 1969. Of these, 153,270 received drugs.

## WISCONSIN

## MEDICAL ASSISTANCE DRUG PROGRAM UNDER TITLE XIX

Health & Social Services Officials, Consultants and Committees1. Health & Social Services  
Department Officials:

Wilbur J. Schmidt  
Secretary

State Department of Health  
and Social Services  
State Office Building  
1 West Wilson Street  
Madison, Wisconsin 53702

Frank Newgent, Administrator  
Division of Family Services

" "

Cynthia Stokes (Miss)  
Assistant Administrator  
Division of Family Services

" "

John Allen, M.D., Director  
Medical Services

" "

Thomas Helmbrecht, D.D.S.

" "

## 2. Health and Social Services Department Consultants:

## A. Physician (Part-time):

Donald A. Peterson, M.D. (Ophthalmologist)

## B. Pharmacist (Part-time):

W. Allen Daniels, R.Ph.

## C. Orthodontist (Part-time):

Robert Mannis, D.D.S.

## 3. Health and Social Services Department Advisory Committees:

## A. Medical Assistance Advisory Committee:

Sherman Anderson, Supt.  
Wood County Hospital  
Marshfield, Wis. 54449  
(County Hospital Assoc.)

## Medical Assistance Advisory Committee (continued):

Earl Hall, R.Ph.  
Hall's Drug Store  
Sauk City 53583  
(Wisconsin Pharm. Assoc.)

John W. Melcher  
Bureau for Handicapped Children  
126 Langdon Street  
Madison 53703

Gordon Johnson, Adm.  
Madison General Hospital  
925 Mound Street  
Madison 53715  
(Wisconsin Hospital Assoc.)

John Moses, Director  
State Dept. of Veterans Affairs  
State Office Building - Rm. 700  
Madison 53702

Edward Kraus, D.D.S., Pres.  
(Wisconsin Dental Society)  
425 E. Wisconsin Avenue  
Milwaukee 53213

Harold Schrubbe, Director  
Milwaukee County Labor Council  
606 East Wisconsin Avenue  
Milwaukee 53202  
(AFL-CIO Community Service)

Merlen Kurth, Exec. Dir.  
Wisconsin Association for  
Retarded Children  
1 South Webster Street  
Madison 53703

Bernard J. Shannon, O.D.  
Immediate Past President  
Wisconsin Optometric Assoc.  
231 East State Street  
Mauston 53948

Orrin Learman, Supt.  
Clearview (Dodge Co. Home)  
Juneau 53039  
(County Home Association)

Miss Adele Stahl, R.N.  
Director of Nurses  
Department of Nurses  
2 East Gilman Street  
Room 406

George F. MacKenzie, Supt.  
Oxford Convalescent Home  
P.O. Box 86  
Oxford 53952  
(Wis. Nursing Home Assoc.)

Madison 53702  
(State Department of Nurses)

## B. Physicians:

Two physicians serve on the Health & Social Services Board of 9 members. Board is advisory, recommends policy, and is not administrative or executive:

William H. Studley, M.D.  
Milwaukee

H. J. Kief, M.D.  
Fond du Lac



4. Executive Officers of State Medical Society and State  
Pharmaceutical Association:

A. Medical Society:

C. H. Crownhart  
Secretary  
State Medical Society of Wisconsin  
330 East Lakeside, Box 1109  
Madison Wisconsin 53701  
Phone: 608/257-6781

B. Pharmaceutical Association:

W. Allen Daniels  
Executive Director  
Wisconsin Pharmaceutical Association  
202 Price Place  
Madison, Wisconsin 53705  
Phone: 608/238-5515



## WYOMING

## MEDICAL ASSISTANCE DRUG PROGRAM (TITLE XIX)

Title XIX Program Began July 1, 1967

## I. BENEFITS PROVIDED AND GROUPS ELIGIBLE

| Type of Benefit               | Money Payment Recipients |    |      |      | Medically Needy (M N) Category Related |    |      |      | Children Under 21 | Other* (SFO) |
|-------------------------------|--------------------------|----|------|------|--|----|------|------|-------------------|--------------|
|                               | OAA                      | AB | APTD | AFDC | OAA                                    | AB | APTD | AFDC |                   |              |
| Prescribed Drugs              |                          |    |      |      |  |    |      |      |                   |              |
| Inpatient Hospital Care       | x                        | x  | x    | x    |  |    |      |      |                   |              |
| Outpatient Hospital Care      | x                        | x  | x    | x    |  |    |      |      |                   |              |
| Laboratory & X-ray Service    | x                        | x  | x    | x    |  |    |      |      |                   |              |
| Skilled Nursing Home Services | x                        | x  | x    | x    |  |    |      |      |                   |              |
| Physician Services            | x                        | x  | x    | x    |  |    |      |      |                   |              |
| Dental Services               |                          |    |      |      |  |    |      |      |                   |              |
| Other Benefits:               |                          |    |      |      |  |    |      |      |                   |              |

\*SFO - State Funds Only - Federal matching for administrative costs.

II. EXPENDITURES FOR DRUGS. <sup>1/</sup> Payments to Pharmacists by fiscal year ending June 30:

| CATEGORY                | (Amounts in Thousands) |       |       |       |       |
|-------------------------|------------------------|-------|-------|-------|-------|
|                         | 1965                   | 1966  | 1967  | 1968  | 1969  |
| OAA                     | \$ 93                  | \$109 | \$    | \$    | \$    |
| MAA                     |                        |       |       |       |       |
| AB                      | 2                      | 2     |       |       |       |
| APTD                    | 34                     | 38    |       |       |       |
| AFDC                    | 19                     | 23    |       |       |       |
| Total Public Assistance | 148                    | 172   |       |       |       |
| General Assistance      | 28                     | 30    |       |       |       |
| Grand Total             | \$176                  | \$202 | \$216 | \$241 | \$268 |

<sup>1/</sup> There is no State vendor drug program, nor Federal matching

## WYOMING

## MEDICAL ASSISTANCE DRUG PROGRAM UNDER TITLE XIX

## III. How Administered:

Administered by Division of Health and Medical Services of the Department of Health and Social Services

## IV. Provisions Relating to Prescribed Drugs:

No State vendor drug program.

The cost of prescription drugs is the responsibility of County Divisions of Public Assistance and Social Services and payment is made from county funds.

## V. Miscellaneous Remarks:

Approximately 8,000 persons are served by the program. Total cost for FY 1970 is estimated at \$1,560,000, with 60% Federal matching funds.

## WYOMING

## MEDICAL ASSISTANCE DRUG PROGRAM UNDER TITLE XIX

Welfare Officials, Consultants and Committees

## 1. Health and Social Services Department Officials:

|   |   |
|---|---|
| Lynn R. Garrett (Mr.)<br>Coordinator                    | Department of Health and<br>Social Services<br>State Office Building<br>Cheyenne, Wyoming 82001 |
| Lawrence J. Cohen, M.D., M.P.H.<br>Administrator        | Division of Health and<br>Medical Services  |
| Ernest A. Rumpf, Jr., Director<br>Medical Assistance    | "   |
| A. J. Allegretti, M.D.<br>Medical Consultant            | "   |
| Harold Prah, R.Ph.<br>Pharmaceutical Consultant         | "   |
| F. W. Ebinger, D.D.S., M.P.H.<br>Dental Consultant      | "   |
| John H. Marros<br>Administrator                         | Division of Public Assistance<br>and Social Services  |
| Harvey Peterson<br>Assistant Administrator              | "   |
| Bert Morrison, Director<br>Div. of Finance & Statistics | "   |

## 2. Health and Social Services Department Consultants:

## Physicians (Part-time):

|                       |                               |
|-----------------------|-------------------------------|
| W. K. Mylar, M.D.     | 2520 Capitol Avenue, Cheyenne |
| James W. Barber, M.D. | 1609 E. 19th Street, Cheyenne |

## 3. Medical Advisory Committee:

John Yale, Chairman  
James Barber, M.D.  
Lawrence J. Cohen, M.D.

John Corbett, M.D.  
Edith Ellis (Mrs.)  
Spencer Erickson

Robert Groff  
Harold Hellbaum  
John Marros

Ivan Millon  
Joseph Nies  
Eric Ohman  
John Patton  
Henry Stephenson, M.D.

- Hospital Administration
- Medical Society
- Administrator, Div. of Health and Medical Services
- Medical Society
- County Welfare Director
- Social Worker,  
Wyoming State Hospital
- Nursing Homes
- Representative, State Legislature
- Administrator, Div. of Public Assistance & Soc. Services
- County Commissioner
- County Welfare Director
- County Commissioner
- Senator, State Legislature
- Medical Society

## 4. Executive Officers of State Medical Society and State Pharmaceutical Association:

## A. Medical Society:

Robert Smith  
Executive Secretary  
Wyoming State Medical Society  
1600 Van Lennen  
Cheyenne 82002  
Phone: 307/634-5871

## B. Pharmaceutical Association:

John B. Tripeny, Jr.  
Secretary-Treasurer  
Wyoming Pharmaceutical Association  
241 South Center Street  
Casper 82601  
Phone: 307/237-8649